

SENTRALE STATISTIEKDIENS
 CENTRAL STATISTICAL SERVICES
 Privaatsak X44
 PRETORIA
 0001
 Tel. (012) 3252400



P13.2.1

3

CENTRAL STATISTICAL SERVICE
 Private Bag X44
 PRETORIA
 0001
 Tel. (012) 3252400

16 NOVEMBER 1987

Republiek van Suid-Afrika
 Republic of South Africa

STATISTIESE NUUSBERIG

P0043 (P13.2.1)

STATISTICAL NEWS RELEASE

STATISTIEKE VAN LIKWIDASIES EN INSOLVENSIES: OKTOBER 1987
 STATISTICS OF LIQUIDATIONS AND INSOLVENCIES: OCTOBER 1987

1. OPSOMMING

Die totale getal likwidasies vir die drie maande tot Oktober 1987 toon 'n merkbare afname van 13,6% vergeleke met die voorafgaande drie maande, en 'n aansienlike afname van 35,5% vergeleke met die ooreenstemmende drie maande van 1986.

Die totale getal insolvensies vir die drie maande tot September 1987 toon 'n geringe toename van 0,6% vergeleke met die voorafgaande drie maande, en 'n merkbare afname van 21,9% vergeleke met die ooreenstemmende drie maande van 1986.

1. SUMMARY

The total number of liquidations for the three months up to October 1987 shows a noticeable decrease of 13,6% compared with the previous three months, and a substantial decrease of 35,5% compared with the corresponding three months of 1986.

The total number of insolvencies for the three months up to September 1987 shows a slight increase of 0,6% compared with the previous three months, and a noticeable decrease of 21,9% compared with the corresponding three months of 1986.

| Tydperk Period | Totale getal likwidasies Total number of liquidations | Totale getal insolvensies Total number of insolvencies | Persentasieverandering van. Percentage change of: | |
|----------------------------|--|---|--|------------------------------|
| | | | Likwidasies Liquidations | Insolvensies Insolvencies |
| Aug. 1987 - Okt./Oct. 1987 | 452 | | -35,5 | |
| Aug. 1986 - Okt./Oct. 1986 | 701 | | | |
| Jul. 1987 - September 1987 | | 940 | | -21,9 |
| Jul. 1986 - September 1986 | | 1 203 | | |
| Aug. 1987 - Okt./Oct. 1987 | 452 | | -13,6 | |
| Mei/May 1987 - Jul. 1987 | 523 | | | |
| Jul. 1987 - September 1987 | | 940 | | + 0,6 |
| Apr. 1987 - Jun. 1987 | | 934 | | |

2. OPMERKINGS

- 2.1 Die gegewens vir likwidasies het betrekking op die totale getal maatskappye en beslote korporasies wat finaal gelikwideer is. Hierdie gegewens word verkry vanaf die Registrateur van Maatskappye en Beslote Korporasies.
- 2.2 Insolvensies het slegs betrekking op private persone en vennootskappe wat finaal gesekwestreer is; dit verteenwoordig nie die getal persone betrokke nie, aangesien 'n vennootskap as een insolvensie gereken word, ongeag die getal vennote. Die syfers is gebaseer op gegewens verkry uit die Meesters se Kennisgewings wat gereeld in die Staatskoerant verskyn.

2. NOTES

- 2.1 The figures for liquidations relate to the total number of companies and close corporations which are placed under final liquidation. This information is obtained from the Registrar of Companies and Close Corporations.
- 2.2 Insolvencies relate to private persons and partnerships which are placed under final sequestration; they do not represent the number of persons involved, as a partnership is counted as one insolvency, irrespective of the number of partners. The figures are based on information extracted from the Masters' Notices published currently in the Government Gazette.

HOOF: SENTRALE STATISTIEKDIENS
 HEAD: CENTRAL STATISTICAL SERVICE

STREEKKANTORE/REGIONAL OFFICES:

DURBAN: (031) 312593

KAAPSTAD/CAPE TOWN: (021) 466940,
 462098

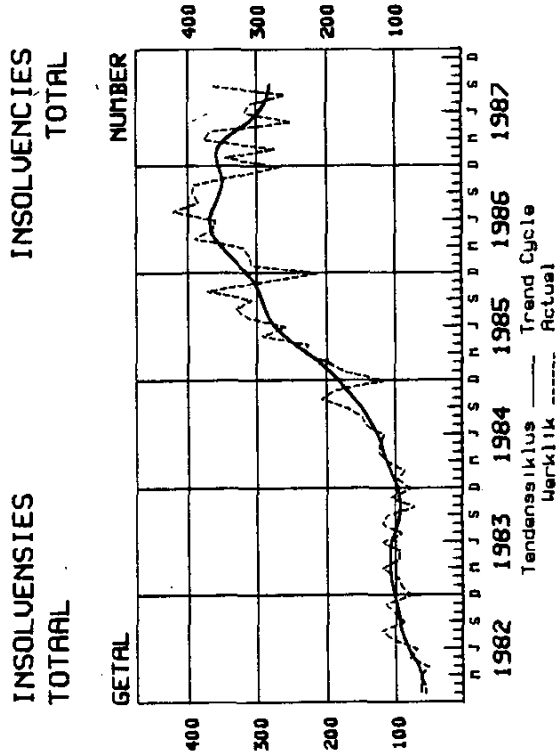
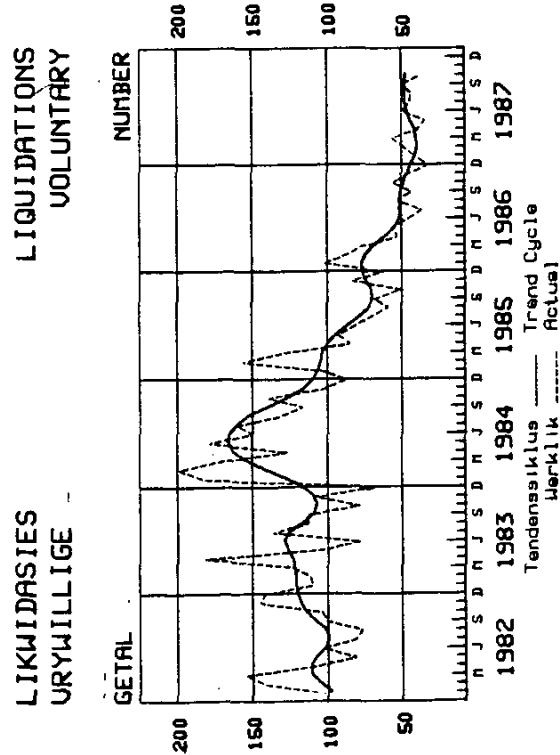
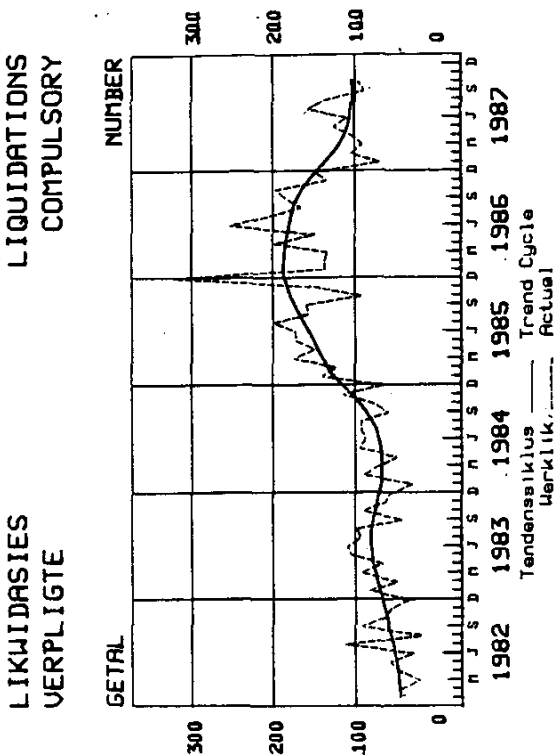
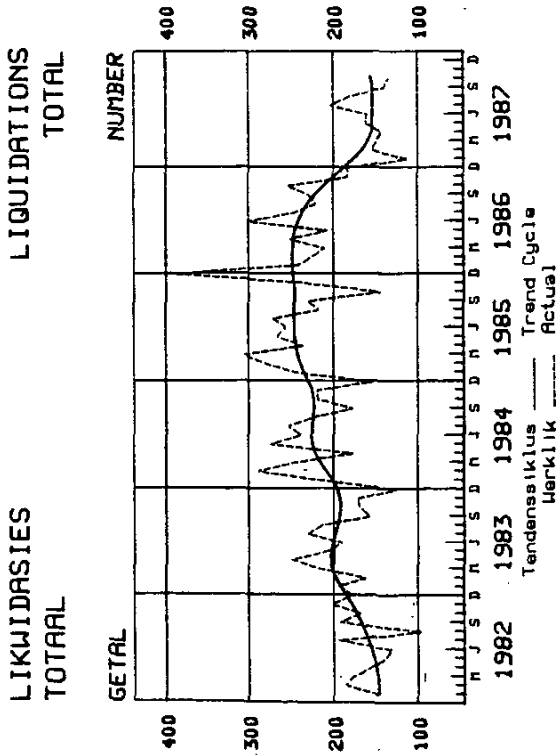
KIMBERLEY: (0531) 33965/6

NELSPRUIT: (01311) 52455/6

PIETERSBURG: (01521) 71609

PORT ELIZABETH: (041) 523801/2

REMPTON PARK: (011) 3943420/1



TABEL 1 - TOTALE GETAL LIKWIDASIES

| JAAR YEAR | JAN JAN | FEBR FEB | MRT MAR | APRIL APRIL | MEI MAY | JUNIE JUNE | JULIE JULY | AUG AUG | SEPT SEPT | OKT OCT | NOV NOV | DES DEC | JAAR-TOT YEAR-TOT | MAAND-GEM MONTH-AVE |
|--------------|------------|-------------|------------|----------------|------------|---------------|---------------|------------|--------------|------------|------------|------------|----------------------|------------------------|
| 1980 | 101 | 109 | 129 | 92 | 93 | 148 | 123 | 117 | 90 | 127 | 146 | 166 | 1 441 | 120 |
| 1981 | 156 | 174 | 235 | 121 | 143 | 163 | 152 | 124 | 150 | 181 | 87 | 151 | 1 837 | 153 |
| 1982 | 148 | 185 | 175 | 155 | 138 | 131 | 193 | 95 | 192 | 168 | 201 | 176 | 1 957 | 163 |
| 1983 | 193 | 161 | 216 | 249 | 206 | 188 | 230 | 211 | 156 | 169 | 171 | 125 | 2 275 | 190 |
| 1984 | 213 | 289 | 244 | 176 | 273 | 237 | 253 | 224 | 176 | 218 | 218 | 154 | 2 675 | 223 |
| 1985 | 244 | 279 | 305 | 235 | 265 | 254 | 270 | 216 | 229 | 144 | 232 | 388 | 3 061 | 255 |
| 1986 | 240 | 225 | 209 | 251 | 206 | 301 | 244 | 219 | 229 | 253 | 181 | 183 | 2 741 | 228 |
| 1987 | 112 | 154 | 148 | 143 | 161 | 159 | 203 | 179 | 139 | 134 | | | | |

TABEL 1 - TOTAL NUMBER OF LIQUIDATIONS

| JAAR YEAR | JAN JAN | FEBR FEB | MRT MAR | APRIL APRIL | MEI MAY | JUNIE JUNE | JULIE JULY | AUG AUG | SEPT SEPT | OKT OCT | NOV NOV | DES DEC | JAAR-TOT YEAR-TOT | MAAND-GEM MONTH-AVE |
|--------------|------------|-------------|------------|----------------|------------|---------------|---------------|------------|--------------|------------|------------|------------|----------------------|------------------------|
| 1980 | 101 | 109 | 129 | 92 | 93 | 148 | 123 | 117 | 90 | 127 | 146 | 166 | 1 441 | 120 |
| 1981 | 156 | 174 | 235 | 121 | 143 | 163 | 152 | 124 | 150 | 181 | 87 | 151 | 1 837 | 153 |
| 1982 | 148 | 185 | 175 | 155 | 138 | 131 | 193 | 95 | 192 | 168 | 201 | 176 | 1 957 | 163 |
| 1983 | 193 | 161 | 216 | 249 | 206 | 188 | 230 | 211 | 156 | 169 | 171 | 125 | 2 275 | 190 |
| 1984 | 213 | 289 | 244 | 176 | 273 | 237 | 253 | 224 | 176 | 218 | 218 | 154 | 2 675 | 223 |
| 1985 | 244 | 279 | 305 | 235 | 265 | 254 | 270 | 216 | 229 | 144 | 232 | 388 | 3 061 | 255 |
| 1986 | 240 | 225 | 209 | 251 | 206 | 301 | 244 | 219 | 229 | 253 | 181 | 183 | 2 741 | 228 |
| 1987 | 112 | 154 | 148 | 143 | 161 | 159 | 203 | 179 | 139 | 134 | | | | |

TABEL 2 - GETAL VERPLIGTE LIKWIDASIES

| JAAR YEAR | JAN JAN | FEBR FEB | MRT MAR | APRIL APRIL | MEI MAY | JUNIE JUNE | JULIE JULY | AUG AUG | SEPT SEPT | OKT OCT | NOV NOV | DES DEC | JAAR-TOT YEAR-TOT | MAAND-GEM MONTH-AVE |
|--------------|------------|-------------|------------|----------------|------------|---------------|---------------|------------|--------------|------------|------------|------------|----------------------|------------------------|
| 1980 | 54 | 60 | 38 | 37 | 43 | 98 | 63 | 51 | 37 | 31 | 31 | 24 | 567 | 47 |
| 1981 | 55 | 36 | 61 | 21 | 35 | 57 | 27 | 24 | 45 | 52 | 62 | 44 | 519 | 43 |
| 1982 | 46 | 43 | 20 | 46 | 57 | 28 | 112 | 18 | 91 | 64 | 56 | 34 | 615 | 51 |
| 1983 | 83 | 49 | 92 | 67 | 105 | 109 | 93 | 98 | 43 | 90 | 62 | 56 | 947 | 79 |
| 1984 | 30 | 90 | 71 | 49 | 94 | 87 | 92 | 92 | 59 | 78 | 115 | 66 | 923 | 77 |
| 1985 | 140 | 122 | 175 | 150 | 172 | 173 | 199 | 157 | 160 | 93 | 148 | 325 | 2 014 | 168 |
| 1986 | 137 | 137 | 133 | 198 | 149 | 255 | 207 | 166 | 185 | 197 | 135 | 150 | 2 049 | 170 |
| 1987 | 70 | 105 | 91 | 103 | 126 | 109 | 158 | 135 | 89 | 96 | | | | |

TABEL 2 - NUMBER OF COMPULSORY LIQUIDATIONS

| JAAR YEAR | JAN JAN | FEBR FEB | MRT MAR | APRIL APRIL | MEI MAY | JUNIE JUNE | JULIE JULY | AUG AUG | SEPT SEPT | OKT OCT | NOV NOV | DES DEC | JAAR-TOT YEAR-TOT | MAAND-GEM MONTH-AVE |
|--------------|------------|-------------|------------|----------------|------------|---------------|---------------|------------|--------------|------------|------------|------------|----------------------|------------------------|
| 1980 | 54 | 60 | 38 | 37 | 43 | 98 | 63 | 51 | 37 | 31 | 31 | 24 | 567 | 47 |
| 1981 | 55 | 36 | 61 | 21 | 35 | 57 | 27 | 24 | 45 | 52 | 62 | 44 | 519 | 43 |
| 1982 | 46 | 43 | 20 | 46 | 57 | 28 | 112 | 18 | 91 | 64 | 56 | 34 | 615 | 51 |
| 1983 | 83 | 49 | 92 | 67 | 105 | 109 | 93 | 98 | 43 | 90 | 62 | 56 | 947 | 79 |
| 1984 | 30 | 90 | 71 | 49 | 94 | 87 | 92 | 92 | 59 | 78 | 115 | 66 | 923 | 77 |
| 1985 | 140 | 122 | 175 | 150 | 172 | 173 | 199 | 157 | 160 | 93 | 148 | 325 | 2 014 | 168 |
| 1986 | 137 | 137 | 133 | 198 | 149 | 255 | 207 | 166 | 185 | 197 | 135 | 150 | 2 049 | 170 |
| 1987 | 70 | 105 | 91 | 103 | 126 | 109 | 158 | 135 | 89 | 96 | | | | |

TABEL 3 - GETAL VRYWILLIGE LIKWIDASIES

| JAAR YEAR | JAN JAN | FEBR FEB | MRT MAR | APRIL APRIL | MEI MAY | JUNIE JUNE | JULIE JULY | AUG AUG | SEPT SEPT | OKT OCT | NOV NOV | DES DEC | JAAR-TOT YEAR-TOT | MAAND-GEM MONTH-AVE |
|--------------|------------|-------------|------------|----------------|------------|---------------|---------------|------------|--------------|------------|------------|------------|----------------------|------------------------|
| 1980 | 47 | 49 | 91 | 55 | 50 | 50 | 60 | 66 | 53 | 96 | 115 | 142 | 874 | 73 |
| 1981 | 101 | 138 | 174 | 100 | 108 | 106 | 125 | 100 | 105 | 129 | 25 | 107 | 1 318 | 110 |
| 1982 | 102 | 142 | 155 | 109 | 81 | 103 | 81 | 77 | 101 | 104 | 145 | 142 | 1 342 | 112 |
| 1983 | 110 | 112 | 124 | 182 | 101 | 79 | 137 | 113 | 113 | 79 | 109 | 69 | 1 328 | 111 |
| 1984 | 183 | 199 | 173 | 127 | 179 | 150 | 161 | 132 | 117 | 140 | 103 | 88 | 1 752 | 146 |
| 1985 | 104 | 157 | 130 | 85 | 93 | 81 | 71 | 59 | 69 | 51 | 84 | 63 | 1 047 | 87 |
| 1986 | 103 | 88 | 76 | 53 | 57 | 46 | 37 | 53 | 44 | 56 | 46 | 33 | 692 | 58 |
| 1987 | 42 | 49 | 57 | 40 | 35 | 50 | 45 | 44 | 50 | 38 | | | | |

TABEL 3 - NUMBER OF VOLUNTARY LIQUIDATIONS

| JAAR YEAR | JAN JAN | FEBR FEB | MRT MAR | APRIL APRIL | MEI MAY | JUNIE JUNE | JULIE JULY | AUG AUG | SEPT SEPT | OKT OCT | NOV NOV | DES DEC | JAAR-TOT YEAR-TOT | MAAND-GEM MONTH-AVE |
|--------------|------------|-------------|------------|----------------|------------|---------------|---------------|------------|--------------|------------|------------|------------|----------------------|------------------------|
| 1980 | 47 | 49 | 91 | 55 | 50 | 50 | 60 | 66 | 53 | 96 | 115 | 142 | 874 | 73 |
| 1981 | 101 | 138 | 174 | 100 | 108 | 106 | 125 | 100 | 105 | 129 | 25 | 107 | 1 318 | 110 |
| 1982 | 102 | 142 | 155 | 109 | 81 | 103 | 81 | 77 | 101 | 104 | 145 | 142 | 1 342 | 112 |
| 1983 | 110 | 112 | 124 | 182 | 101 | 79 | 137 | 113 | 113 | 79 | 109 | 69 | 1 328 | 111 |
| 1984 | 183 | 199 | 173 | 127 | 179 | 150 | 161 | 132 | 117 | 140 | 103 | 88 | 1 752 | 146 |
| 1985 | 104 | 157 | 130 | 85 | 93 | 81 | 71 | 59 | 69 | 51 | 84 | 63 | 1 047 | 87 |
| 1986 | 103 | 88 | 76 | 53 | 57 | 46 | 37 | 53 | 44 | 56 | 46 | 33 | 692 | 58 |
| 1987 | 42 | 49 | 57 | 40 | 35 | 50 | 45 | 44 | 50 | 38 | | | | |

Meens verskerpte kontrole sedert Oktober 1985 deur die Registrateur van Maatskappye en Beslote Korporasies ten opsigte van die akkuraatheid van die name van maatskappye wat deur 'n hofbevel gelikwideer word, is sommige likwidasies nie getoon in die maand waarin dit plaasgevind het nie, maar wanneer die gewysigde hofbevel ontvang is.

As a result of more intense control by the Registrar of Companies and Close Corporations since October 1985 on the accuracy of the names of the companies, which were liquidated by court order, some of the liquidations were not shown in the month in which they took place, but when the revised court order had been received.

TABLE 4 - NUMBER OF LIQUIDATIONS

| Bedryf | 1987 | | | 1986 | | | Industry |
|--|-----------------|--------------------|----------------------|--------------|--------------------|----------------------|--|
| | Oktober/Oktober | | September | | Oktober/Oktober | | |
| | Totaal Total | Verplig Compulsory | Vry-willig Voluntary | Totaal Total | Verplig Compulsory | Vry-willig Voluntary | |
| 1. Landbou, jag, bosbou en visserij | 1 | 1 | - | 4 | 2 | 2 | 1. Agriculture, hunting, forestry and fishery |
| 2. Mynwese en steengroef-werk | 19 | 17 | 2 | 14 | 9 | 5 | 2. Mining and quarrying |
| 3. Fabriekswese | - | - | - | - | - | - | 3. Manufacturing |
| 4. Elektriesiteit, gas en water | 12 | 10 | 2 | 8 | 5 | 3 | 4. Electricity, gas and water |
| 5. Konstruksie | 34 | 33 | 1 | 42 | 41 | 1 | 5. Construction |
| 6. Groot- en kleinhandel, vervoers- en akkommodasiedienste | 3 | 3 | - | 2 | 1 | 1 | 6. Wholesale and retail trade, catering and accommodation services |
| 7. Vervoer, opberging en kommunikasie | 64 | 32 | 32 | 63 | 24 | 39 | 7. Transport, storage and communication |
| 8. Finansiering, versekering, vaste eiendom en beighelidsdienste | 1 | - | 1 | 1 | 1 | 1 | 8. Financing, insurance, real estate and business services |
| 9. Gemeenskap-, maatskaplike en persoonlike dienste | 134 | 96 | 38 | 139 | 89 | 50 | 9. Community, social and personal services |
| TOTAAL | | | | | | | TOTAL |
| | | | | 253 | 197 | 56 | |

TABLE 5 - TOTAL NUMBER OF INSOLVENCIES

| JAAR YEAR | JAN JAN | FEBR FEB | MRT MAR | APRIL APRIL | MEI MAY | JUNIE JUNE | JULIE JULY | AUG AUG | SEPT SEPT | OKT OCT | NOV NOV | DES DEC | JAAR-TOT YEAR-TOT | MAAND-GEM MONTH-AVE |
|-----------|---------|----------|---------|-------------|---------|------------|------------|---------|-----------|---------|---------|---------|-------------------|---------------------|
| 1980 | 89 | 105 | 101 | 111 | 90 | 70 | 97 | 67 | 89 | 62 | 56 | 66 | 1 003 | 84 |
| 1981 | 66 | 62 | 83 | 64 | 51 | 77 | 63 | 73 | 91 | 75 | 72 | 54 | 831 | 69 |
| 1982 | 58 | 60 | 65 | 54 | 81 | 70 | 104 | 120 | 89 | 103 | 115 | 79 | 998 | 83 |
| 1983 | 92 | 98 | 120 | 95 | 94 | 120 | 91 | 119 | 112 | 73 | 107 | 80 | 1 201 | 100 |
| 1984 | 98 | 87 | 114 | 125 | 122 | 116 | 143 | 149 | 171 | 209 | 186 | 117 | 1 637 | 136 |
| 1985 | 173 | 197 | 232 | 227 | 294 | 260 | 313 | 332 | 308 | 373 | 298 | 214 | 3 221 | 268 |
| 1986 | 309 | 312 | 320 | 390 | 365 | 360 | 423 | 385 | 395 | 391 | 329 | 269 | 4 248 | 354 |
| 1987 | 347 | 275 | 377 | 366 | 250 | 318 | 310 | 261 | 369 | 261 | | | | |

2/ Voorlopig

2/ Preliminary