



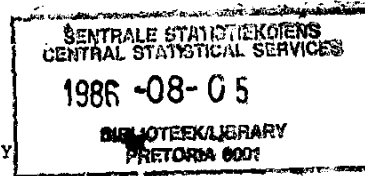
LIBRARY COPY

4 AUGUSTUS 1986

Republiek van Suid-Afrika
Republic of South Africa

4 AUGUST 1986

P13.2.1



STATISTIEKE VAN LIKWIDASIES EN INSOLVENSIES: MEI 1986
STATISTICS OF LIQUIDATIONS AND INSOLVENCIES: MAY 1986

1. OPSOMMING

Die totale getal likwidasies het van April 1986 na Mei 1986 met 17,9% gedaal. Dit is te danke aan 'n aansienlike afname van 24,7% in die getal verpligte likwidasies, terwyl die getal vrywillige likwidasies matig met 7,5% oor dieselfde tydperk gestyg het.

Die totale getal insolvensies toon 'n matige afname van 6,4% van April 1986 na Mei 1986, terwyl dit 'n aansienlike styging van 24,1% van Mei 1985 na Mei 1986 toon.

2. OPMERKINGS

Die gegewens vir likwidasies het betrekking op die totale getal maatskappye en beslote korporasies wat finaal gelikwideer is. Hierdie gegewens word verkry vanaf die Registrateur van Maatskappye en die Registrateur van Beslote Korporasies.

Die syfers vir insolvensies is gebaseer op gegewens verkry uit die Meesters se Kennisgewings wat gereeld in die Staatskoerant verskyn en verwys na insolvensies ingevolge die Insolvensiewet, No. 24 van 1936. Insolvensies het slegs betrekking op private persone en vennootskappe wat finaal gesekwestreer is; dit verteenwoordig nie die getal persone betrokke nie, aangesien 'n vennootskap as een insolvensie gereken word, ongeag die getal vennote.

1. SUMMARY

The total number of liquidations decreased by 17,9% from April 1986 to May 1986. This is due to a considerable decrease of 24,7% in the number of compulsory liquidations, while the number of voluntary liquidations increased moderately by 7,5% over the same period.

The total number of insolvencies shows a moderate decrease of 6,4% from April 1986 to May 1986, while it shows a considerable increase of 24,1% from May 1985 to May 1986.

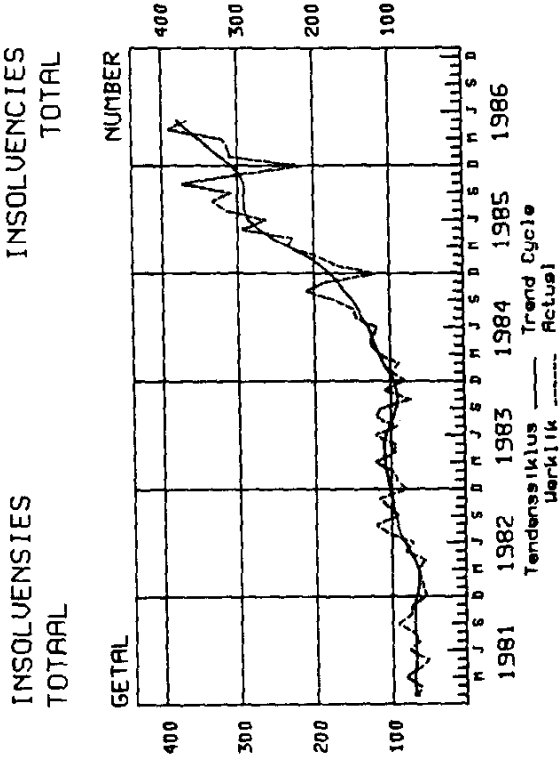
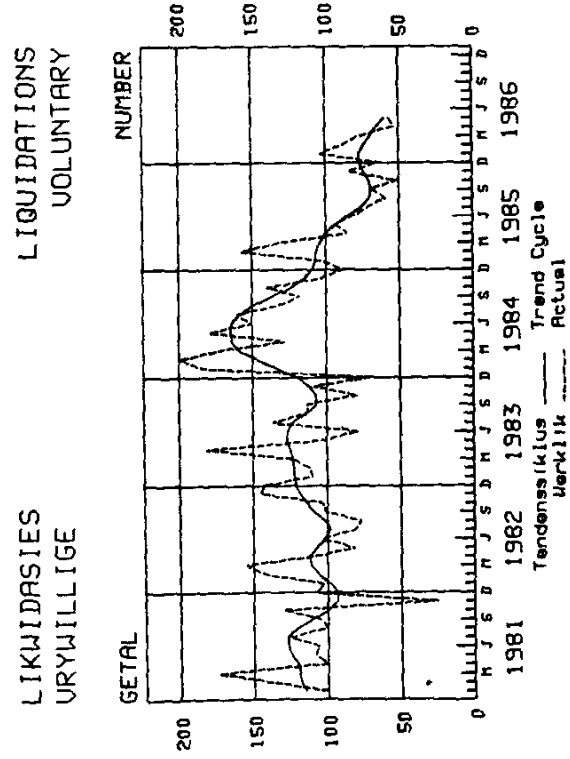
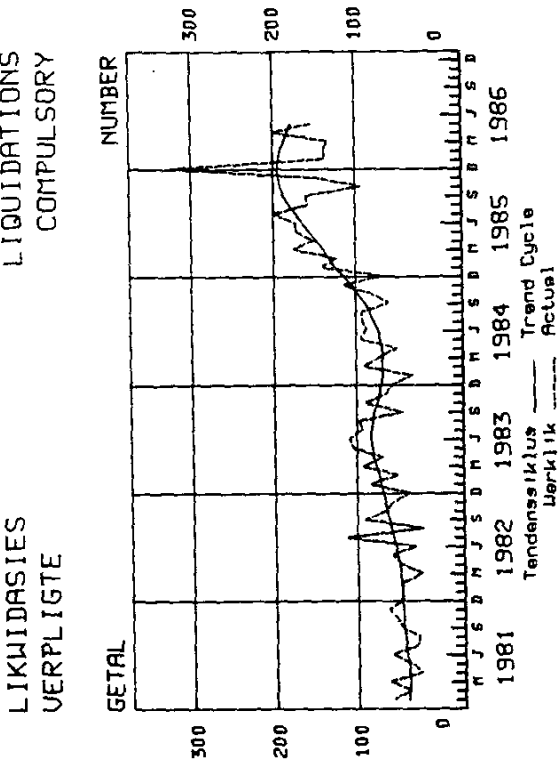
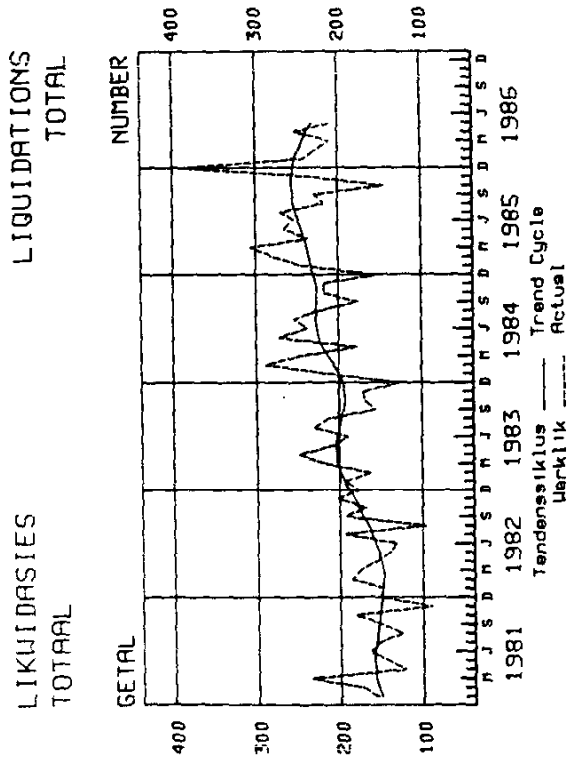
2. NOTES

The figures for liquidations relate to the total number of companies and close corporations which are placed under final liquidation. This information is obtained from the Registrar of Companies and the Registrar of Close Corporations.

The figures for insolvencies are based on information extracted from the Masters' Notices published currently in the Government Gazette and refer to insolvencies under the Insolvency Act, No. 24 of 1936. Insolvencies relate to private persons and partnerships which are placed under final sequestration; they do not represent the number of persons involved, as a partnership is counted as one insolvency, irrespective of the number of partners.

Tydperk Period	Totale getal likwidasies	Totale getal insolvensies	Persentasieverandering van: Percentage change of:	
	Total number of liquidations	Total number of insolven- cies	Likwidasies Liquidations	Insolvensies Insolvencies
Mrt./Mar. 1986 - Mei/May 1986	666	1 075	-17,3	+42,8
Mrt./Mar. 1985 - Mei/May 1985	805	753		
Mrt./Mar. 1986 - Mei/May 1986	666	1 075		
Des./Dec. 1985 - Febr./Feb. 1986	853	835	-21,9	+28,7

[Handwritten Signature]
HOOF: SENTRALE STATISTIEKDIENS
HEAD: CENTRAL STATISTICAL SERVICE



TOTALE LIKWIDASIES / TOTAL LIQUIDATIONS

TABEL 1

JAAR YEAR	GETAL												JAAR-TOT YEAR-TOT	JAAR-GEM YEAR-AVE
	JAN JAN	FEBR FEB	MRT MAR	APRIL APRIL	MEI MAY	JUNIE JUNE	JULIE JULY	AUG AUG	SEPT SEPT	OKT OCT	NOV NOV	DES DEC		
1980	101	109	129	92	93	148	123	117	90	127	146	166	1 441	120
1981	156	174	235	121	143	163	152	124	150	181	87	151	1 837	153
1982	148	185	175	155	131	131	193	95	192	168	201	176	1 957	163
1983	193	161	216	249	206	188	230	211	156	169	171	125	2 275	190
1984	213	289	244	176	273	237	253	224	176	218	218	154	2 675	223
1985	244	279	305	235	265	254	270	216	229	144	232	388	3 061	255
1986	240	225	209	251	206									

TABEL 1

VERPLIGTE LIKWIDASIES / COMPULSORY LIQUIDATIONS

TABEL 2

JAAR YEAR	GETAL												JAAR-TOT YEAR-TOT	JAAR-GEM YEAR-AVE
	JAN JAN	FEBR FEB	MRT MAR	APRIL APRIL	MEI MAY	JUNIE JUNE	JULIE JULY	AUG AUG	SEPT SEPT	OKT OCT	NOV NOV	DES DEC		
1980	54	60	38	37	43	98	63	51	37	31	31	24	567	47
1981	55	36	61	21	35	57	27	24	45	52	62	44	519	43
1982	46	43	20	46	57	28	112	18	91	64	56	34	615	51
1983	83	49	92	67	105	109	93	98	43	90	62	56	947	79
1984	30	90	71	49	94	87	92	92	59	78	115	66	923	77
1985	140	122	175	150	172	173	199	157	160	93	148	325	2 014	168
1986	137	137	133	198	149									

TABEL 2

VRUWELIGE LIKWIDASIES / VOLUNTARY LIQUIDATIONS

TABEL 3

JAAR YEAR	GETAL												JAAR-TOT YEAR-TOT	JAAR-GEM YEAR-AVE
	JAN JAN	FEBR FEB	MRT MAR	APRIL APRIL	MEI MAY	JUNIE JUNE	JULIE JULY	AUG AUG	SEPT SEPT	OKT OCT	NOV NOV	DES DEC		
1980	47	49	91	55	50	50	60	66	53	96	115	142	874	73
1981	101	138	174	100	108	106	125	100	105	129	25	107	1 318	110
1982	102	142	155	109	81	103	81	77	101	104	145	142	1 342	112
1983	110	112	124	182	101	79	137	113	113	79	109	69	1 328	111
1984	183	199	173	127	179	150	161	132	117	140	103	88	1 752	146
1985	104	157	130	85	93	81	71	59	69	51	84	63	1 047	87
1986	103	88	76	53	57									

TABEL 3

⌋ Weens verskerpte kontrole sedert Oktober 1985 deur die Registrateurs van Maatskappye en Beslote Korporasies ten opsigte van die akkuraatheid van die name van maatskappye wat deur 'n hofbevel gelikwideer word, sal sommige likwidasies nie getoon word in die maand waarin dit plaasgevind het nie, maar wanneer die gewysigde hofbevel ontvang word.

⌋ As a result of more intense control by the Registrars of Companies and Close Corporations since October 1985 on the accuracy of the names of the companies, which were liquidated by court order, some of the liquidations will not be shown in the month in which they took place but, when the revised court order has been received.

TOTAAL INSOLVENSIES / TOTAL INSOLVENCIES

TABLE 4

TABLE 4

JAAR YEAR	GETAL												JAAR-TOT YEAR-TOT	JAAR-GEM YEAR-AVE
	JAN JAN	FEB FEB	MAR MAR	APRIL APRIL	MAY MAY	JUNE JUNE	JULIE JULY	AUG AUG	SEPT SEPT	OCT OCT	NOV NOV	DES DEC		
1980	89	105	101	111	90	70	97	67	89	62	56	66	1 003	84
1981	66	62	83	64	51	77	63	73	91	75	72	54	831	69
1982	58	60	65	54	81	70	104	120	89	103	115	79	998	83
1983	92	98	120	95	94	120	91	119	112	73	107	80	1 201	100
1984	98	87	114	125	122	116	143	149	171	209	186	117	1 637	136
1985	173	197	232	227	294	260	313	332	308	373	298	214	3 221	268
1986	309	312	320	390	365									