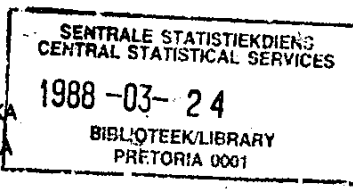


P0043

2.



REPUBLIEK VAN SUID-AFRIKA
REPUBLIC OF SOUTH AFRICA



SENTRALE STATISTIEKDIENS CENTRAL STATISTICAL SERVICE

Steynsarkade
Steyn's Arcade
Schoemanstraat 274
274 Schoeman Street
Privaatsak X44
Private Bag X44
PRETORIA
0001
Tel.: 325-2400 (012)
(m.l.v./w.e.f. 1988: 322-8622)
Teleks: 320450, 320523
Telex: 322418, 320173
Fax: 267150
(m.l.v./w.e.f. 1988: 3226325)

STATISTIESE NUUSBERIG

STATISTICAL NEWS RELEASE

P0043



STREEKKANTORE REGIONAL OFFICES

DURBAN
Tel.: 305-3904

KAAPSTAD
CAPE TOWN
Tel.: 46-2098
46-6940 (021)

PORT ELIZABETH
Tel.: 52-3801/2 (041)

NELSPRUIT
Tel.: 5-2455/6 (01311)

KIMBERLEY
Tel.: 3-3965/6 (0531)

KEMPTON PARK
Tel.: 394-3420/1 (011)

PIETERSBURG
Tel.: 7-1609 (01521)

**STATISTIEKE VAN LIKWIDASIES EN INSOLVENSIES:
FEBRUARIE 1988**

**STATISTICS OF LIQUIDATIONS AND INSOLVENCIES:
FEBRUARY 1988**

23 MAART/MARCH 1988

1. OPSOMMING

Die totale getal likwidasies vir die drie maande tot Februarie 1988 toon 'n afname van 10,9% vergeleke met die voorafgaande drie maande, maar 'n toename van 7,0% vergeleke met die ooreenstemmende drie maande van die vorige jaar.

Die totale getal insolvensies vir die drie maande tot Januarie 1988 toon 'n afname van 26,1% vergeleke met die voorafgaande drie maande, asook 'n afname van 20,2% vergeleke met die ooreenstemmende drie maande van die vorige jaar.

1. SUMMARY

The total number of liquidations for the three months up to February 1988 shows a decrease of 10,9% compared with the previous three months, but an increase of 7,0% compared with the corresponding three months of the previous year.

The total number of insolvencies for the three months up to January 1988 shows a decrease of 26,1% compared with the previous three months, as well as a decrease of 20,2% compared with the corresponding three months of the previous year.

Tydperk Period	Totale getal Total number		Persentasieverandering Percentage change	
	Likwidasies Liquidations	Insolvensies Insolvencies	Likwidasies Liquidations	Insolvensies Insolvencies
Des./Dec. 1987 - Febr./Feb. 1988	400		- 10,9	
Des./Dec. 1986 - Febr./Feb. 1987	449			
Des./Dec. 1987 - Febr./Feb. 1988	400		+ 7,0	
Sept. 1987 - Nov. 1987	374			
Nov. 1987 - Jan. 1988		731		- 26,1
Nov. 1986 - Jan. 1987		989		
Nov. 1987 - Jan. 1988		731		- 20,2
Aug. 1987 - Okt./Oct. 1987		916		

2. OPMERKINGS

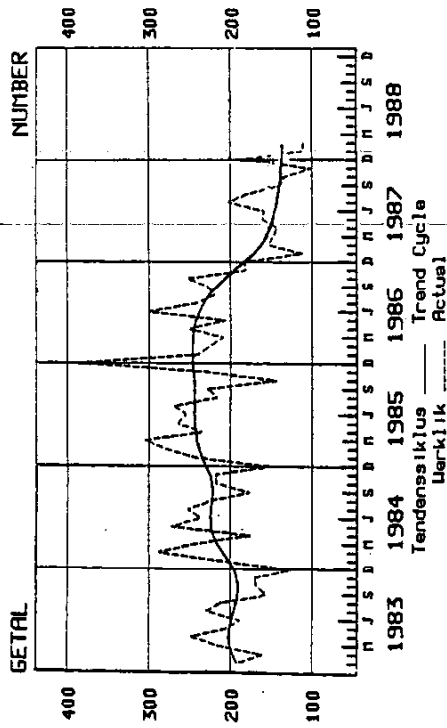
- 2.1 Die gegewens vir likwidasies het betrekking op die totale getal maatskappye en beslote korporasies wat finaal gelikwideer is. Hierdie gegewens word verkry vanaf die Registrateur van Maatskappye en Beslote Korporasies.
- 2.2 Insolvensies het slegs betrekking op private persone en vennootskappe wat finaal gesekwestreer is; dit verteenwoordig nie die getal persone betrokke nie, aangesien 'n vennootskap as een insolvensie gereken word, ongeag die getal vennote. Die syfers is gebaseer op gegewens verkry uit die Meesters se Kennisgewings wat gereeld in die Staatskoerant verskyn.

2. NOTES

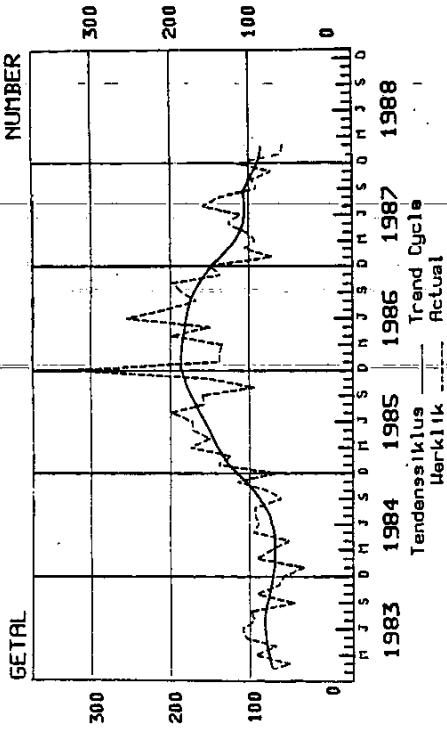
- 2.1 The figures for liquidations relate to the total number of companies and close corporations which are placed under final liquidation. This information is obtained from the Registrar of Companies and Close Corporations.
- 2.2 Insolvencies relate to private persons and partnerships which are placed under final sequestration; they do not represent the number of persons involved, as a partnership is counted as one insolvency, irrespective of the number of partners. The figures are based on information extracted from the Masters' Notices published currently in the Government Gazette.

.....
 HOOF: SENTRALE STATISTIEKDIENS
 HEAD: CENTRAL STATISTICAL SERVICE

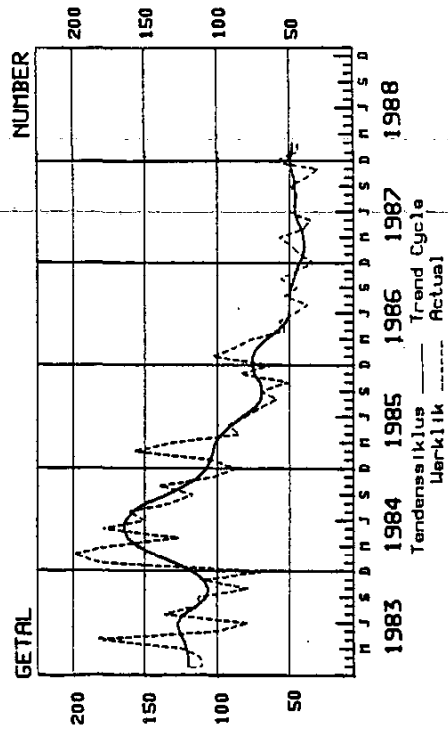
LIKVIDASIES
TOTALE



LIKVIDASIES
VERPLIGTE



LIKVIDASIES
URYWILLIGE



INSOLVENSIES
TOTALE

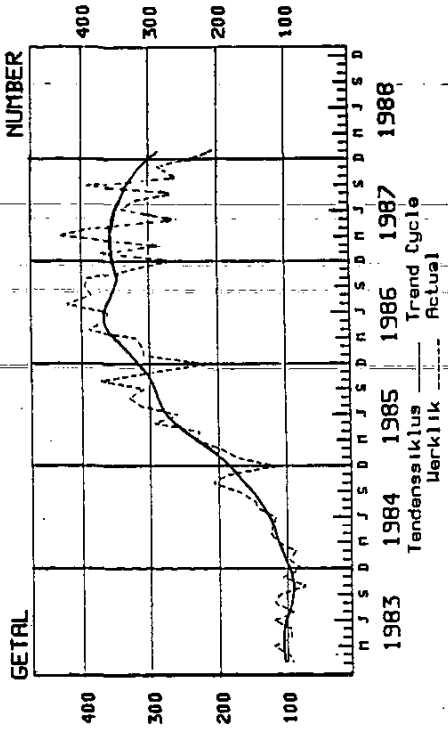


TABLE 1 - TOTAL GETAL LIKWIDASIES

JAAR YEAR	JAN JAN	FEBR FEB	MRT MAR	APRIL APRIL	MEI MAY	JUNIE JUNE	JULIE JULY	AUG AUG	SEPT SEPT	OKT OCT	NOV NOV	DES DEC	JAAR-TOT YEAR-TOT	MAAND-GEM MONTH-AVE
1982	148	185	175	155	138	131	193	95	192	168	201	176	1 957	163
1983	193	161	216	249	206	188	230	211	156	169	171	125	2 275	190
1984	213	289	244	176	273	237	253	224	176	218	218	154	2 675	223
1985	244	279	305	235	265	254	270	216	229	144	232	388	3 061	255
1986	240	225	209	251	206	301	244	219	229	253	181	183	2 741	228
1987	112	154	148	143	161	159	203	179	139	134	101	176	1 809	151
1988	113	111												

TABLE 1 - TOTAL GETAL LIKWIDASIES

TABLE 2 - NUMBER OF COMPULSORY LIQUIDATIONS

JAAR YEAR	JAN JAN	FEBR FEB	MRT MAR	APRIL APRIL	MEI MAY	JUNIE JUNE	JULIE JULY	AUG AUG	SEPT SEPT	OKT OCT	NOV NOV	DES DEC	JAAR-TOT YEAR-TOT	MAAND-GEM MONTH-AVE
1982	46	43	20	46	57	28	112	18	91	64	56	34	615	51
1983	83	49	92	67	105	109	93	98	43	90	62	56	947	79
1984	30	90	71	49	94	87	92	92	59	78	115	66	923	77
1985	140	122	175	150	172	173	199	157	160	93	148	325	2 014	168
1986	137	137	133	198	149	255	207	166	185	197	135	150	2 049	170
1987	70	105	91	103	126	109	158	135	89	96	71	115	1 268	106
1988	68	66												

TABLE 2 - GOTAL VERPLIGTE LIKWIDASIES

TABLE 3 - NUMBER OF VOLUNTARY LIQUIDATIONS

JAAR YEAR	JAN JAN	FEBR FEB	MRT MAR	APRIL APRIL	MEI MAY	JUNIE JUNE	JULIE JULY	AUG AUG	SEPT SEPT	OKT OCT	NOV NOV	DES DEC	JAAR-TOT YEAR-TOT	MAAND-GEM MONTH-AVE
1982	102	142	155	109	81	103	81	77	101	104	145	142	1 342	112
1983	110	112	124	182	101	79	137	113	113	79	109	69	1 328	111
1984	183	199	173	127	179	150	161	132	117	140	103	88	1 752	146
1985	104	157	130	85	93	81	71	59	69	51	84	63	1 047	87
1986	103	88	76	53	57	46	37	53	44	56	46	33	692	58
1987	42	49	57	40	35	50	45	44	50	38	30	61	541	45
1988	45	45												

TABLE 3 - GOTAL VRYWILLIGE LIKWIDASIES

1/ Meens verskerpte kontrole sedert Oktober 1985 deur die Registrateur van Maatskappye en Beslote Korporasies ten opsigte van die akkuraatheid van die name van maatskappye wat deur 'n hofbevel gelikwideer word, is sommige likwidasies nie getoon in die maand waarin dit plaasgevind het nie, maar wanneer die gewysigde hofbevel ontvang is.

1/ As a result of more intense control by the Registrar of Companies and Close Corporations since October 1985 on the accuracy of the names of the companies, which were liquidated by court order, some of the liquidations were not shown in the month in which they took place, but when the revised court order had been received.

TABLE 4 - GETAL LIKWIDASIES

TABLE 4 - NUMBER OF LIQUIDATIONS

Bedryf	1988			1987			1987			Industry
	Februarie/February			Januarie/January			Februarie/February			
	Totaal Total	Verplig Compulsory	Vry-willing Voluntary	Totaal Total	Verplig Compulsory	Vry-willing Voluntary	Totaal Total	Verplig Compulsory	Vry-willing Voluntary	
1. Landbou, jag, bosbou en visserij	1	-	1	3	2	1	7	2	5	1. Agriculture, hunting, forestry and fishery
2. Mynwese en steengroef-werk	1	1	-	-	-	-	2	2	-	2. Mining and quarrying
3. Fabriekswese	9	7	2	12	11	1	24	23	1	3. Manufacturing
4. Elektriesiteit, gas en water	1	1	-	-	-	-	2	1	1	4. Electricity, gas and water
5. Konstruksie	14	12	2	8	8	-	14	14	-	5. Construction
6. Groot- en kleinhandel, verversings- en akkommodasiedienste	28	25	3	35	25	10	39	31	8	6. Wholesale and retail trade, catering and accommodation services
7. Vervoer, opberging en kommunikasie	7	-	7	2	2	-	1	1	-	7. Transport, storage and communication
8. Finansiering, versekering, vaste eiendom en besighheidsdienste	48	18	30	52	20	32	64	31	33	8. Financing, insurance, real estate and business services
9. Gemeenskaps-, maatskaplike dienste	2	2	-	1	-	1	1	-	1	9. Community, social and personal services
TOTAAL	111	66	45	113	68	45	154	105	49	TOTAL

TABLE 5 - TOTALE GETAL INSOLVENSIES

TABLE 5 - TOTAL NUMBER OF INSOLVENCIES

JAAR YEAR	JAN JAN	FEBR FEB	MRT MAR	APRIL APRIL	MEI MAY	JUNIE JUNE	JULIE JULY	AUG AUG	SEPT SEPT	OKT OCT	NOV NOV	DES DEC	JAAR-TOT YEAR-TOT	MAAND-GEM MONTH-AVE
1982	58	60	65	54	81	70	104	120	89	103	115	79	998	83
1983	92	98	120	95	94	120	91	119	112	73	107	80	1 201	100
1984	98	87	114	125	122	116	143	149	171	209	186	117	1 637	136
1985	173	197	232	227	294	260	313	332	308	373	298	214	3 221	268
1986	311*	312	321*	394*	368*	363*	428*	388*	404*	402*	340*	279*	4 310*	359*
1987	370*	291*	429*	389*	264*	336*	321*	268*	388*	260*	287*	239	3 842*	320*
1988	205	27												

2/ Voorlopig

2/ Preliminary

* Hersien

* Revised