


7 NOVEMBER 1985



Republiek van Suid-Afrika  
 Republic of South Africa

P13.2.1

STATISTIEKE VAN LIKWIDASIES EN INSOLVENSIES: AUGUSTUS 1985  
 STATISTICS OF LIQUIDATIONS AND INSOLVENCIES: AUGUST 1985



LIKWIDASIES

Die Statistiese Nuusberig toon die totale getal maatskappye wat finaal gelikwedeer is asook die getal verpligte en vrywillige likwidasies. Beslote korporasies wat finaal gelikwedeer is, indien enige, is by daardie syfers ingesluit. Hierdie gegewens word verkry vanaf die Registrateur van Maatskappye en die Registrateur van Beslote Korporasies.

INSOLVENSIES

Die syfers is gebaseer op gegewens verkry uit die Meesters se Kennisgewings wat geteeld in die Staatskoerant verskyn en verwys na insolvensies ingevolge die Insolvensiewet, No. 24 van 1936. Insolvensies het slegs betrekking op private persone en vennootskappe wat finaal gesekwestreer is; dit verteenwoordig nie die getal persone betrokke nie, aangesien 'n vennootskap as een insolvensie gereken word, ongeag die getal vennote.


LIQUIDATIONS

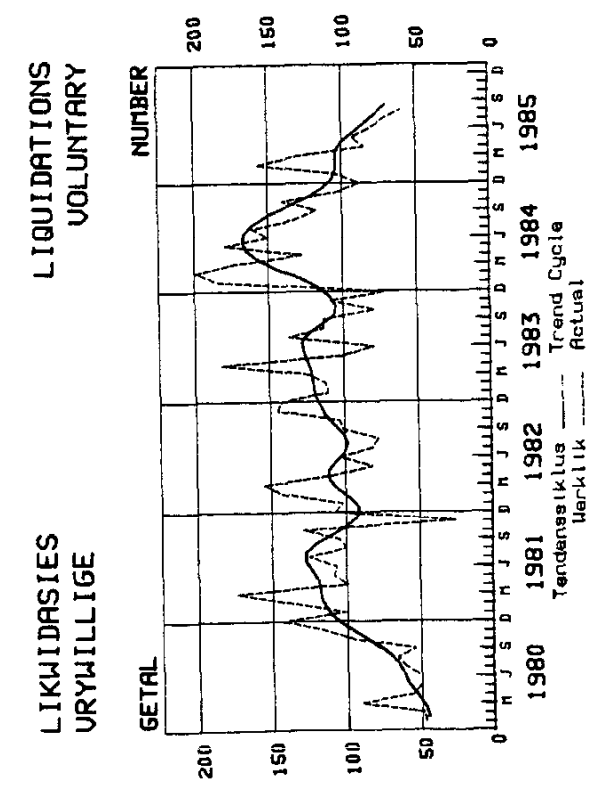
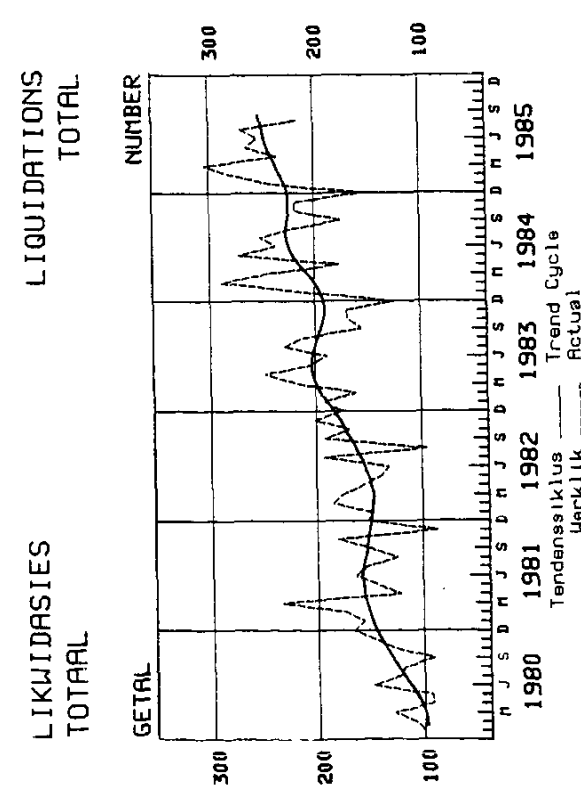
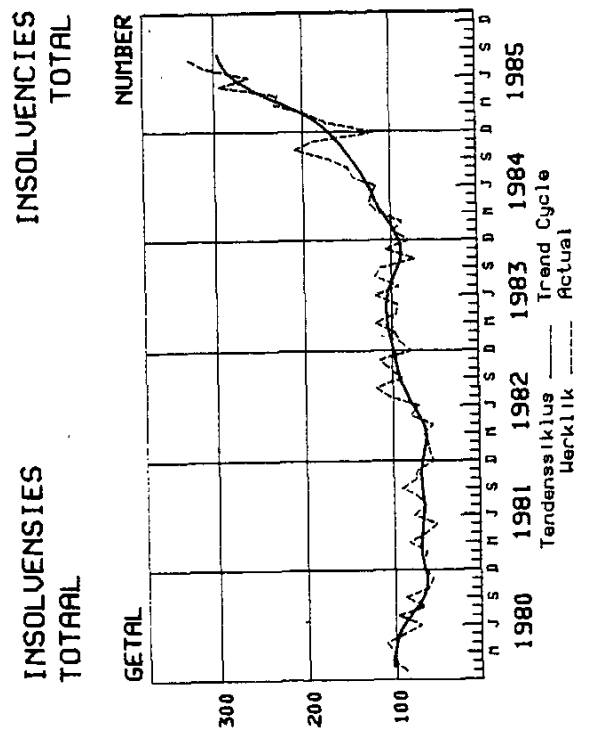
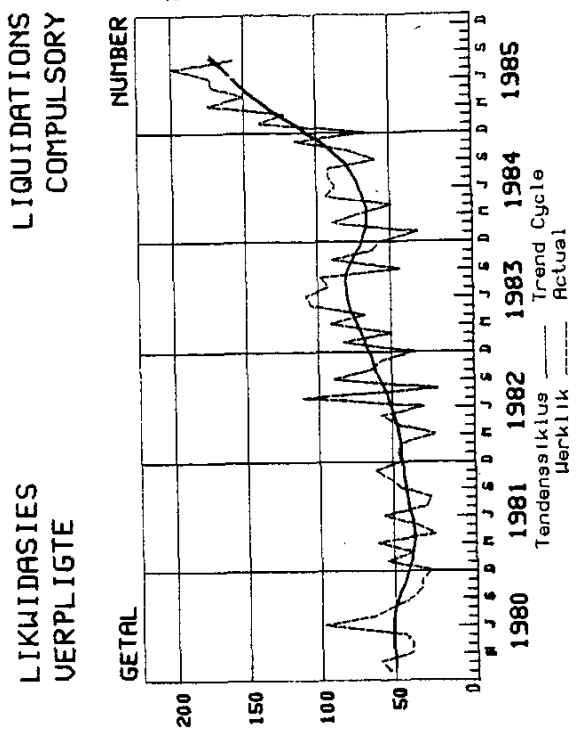
This Statistical News Release shows the total number of companies which are placed under final liquidation as well as the number of compulsory and voluntary liquidations. Close corporations which are placed under final liquidation, if any, are included in these figures. This information is obtained from the Registrar of Companies and the Registrar of Close Corporations.

INSOLVENCIES

The figures are based on information extracted from the Masters' Notices published currently in the Government Gazette and refer to insolvensies under the Insolvency Act, No. 24 of 1936. Insolvensies relates to private persons and partnerships which are placed under final sequestration; they do not represent the number of persons involved, as a partnership is counted as one insolvensy irrespective of the number of partners.

Tydperk Period	Totale getal likwidasies Total number of liquidations	Totale getal insolvensies Total number of insolvensies	Persentasieverandering van: Percentage change of:	
			Likwidasies Liquidations	Insolvensies Insolvensies
%				
Junie/June 1985 - Aug. 1985	740	905		
Junie/June 1984 - Aug. 1984	714	408	+ 3,6	+121,8
Junie/June 1985 - Aug. 1985	740	905		
Mrt./Mar. 1985 - Mei/May 1985	805	753	- 8,1	+ 20,2

  
 HOOF: SENTRALE STATISTIEKDIENS  
 CHIEF: CENTRAL STATISTICAL SERVICES



TOTALE LIKWIDASIES / TOTAL LIQUIDATIONS

TABEL 1

JAAR YEAR	GETAL												JAAR-GE YEAR-AVE		
	JAN	JAN	FEBR	MRT	APRIL	MEI	JUNIE	JULIE	AUG	SEPT	OKT	NOV		DES	
1980	101	101	109	129	92	93	148	123	117	90	127	146	166	1 441	120
1981	156	156	174	235	121	143	163	152	124	150	181	87	151	1 837	153
1982	148	148	185	175	155	138	131	153	95	192	168	201	176	1 957	163
1983	193	193	161	216	249	206	188	230	211	156	169	171	125	2 275	190
1984	213	213	289	244	176	273	237	253	224	176	218	218	154	2 675	223
1985	244	244	279	305	235	265	254	270	216						

TABEL 2

VERPLIGTE LIKWIDASIES / COMPULSORY LIQUIDATIONS

JAAR YEAR	GETAL												JAAR-GE YEAR-AVE		
	JAN	JAN	FEBR	MRT	APRIL	MEI	JUNIE	JULIE	AUG	SEPT	OKT	NOV		DES	
1980	54	54	60	38	37	43	98	63	51	37	31	31	24	567	47
1981	55	55	36	61	21	35	57	27	24	45	52	62	44	519	43
1982	46	46	43	20	46	57	28	112	18	91	64	56	34	615	51
1983	83	83	49	92	67	105	109	93	98	43	90	62	56	947	79
1984	30	30	90	71	49	94	87	92	92	59	78	115	66	923	77
1985	140	140	122	175	150	172	173	199	157						

TABEL 3

VERVILLIGE LIKWIDASIES / VOLUNTARY LIQUIDATIONS

JAAR YEAR	GETAL												JAAR-GE YEAR-AVE		
	JAN	JAN	FEBR	MRT	APRIL	MEI	JUNIE	JULIE	AUG	SEPT	OKT	NOV		DES	
1980	47	47	49	91	55	50	50	60	66	53	96	115	142	874	73
1981	101	101	138	174	100	108	106	125	100	105	129	25	107	1 318	110
1982	102	102	142	155	109	81	103	81	77	101	104	145	142	1 342	112
1983	110	110	112	124	182	101	79	137	113	113	79	109	69	1 328	111
1984	183	183	199	173	127	179	150	161	132	117	140	103	88	1 752	146
1985	104	104	157	130	85	93	81	71	59						

TOTALE INSOLVENSIES / TOTAL INSOLVENCIES

TABLE 4

TABLE 4

GETA

JAAR YEAR	JAN JAN	FEBR FEB	MRT MAR	APRIL APRIL	MEI MAY	JUNIE JUNE	JULIE JULY	AUG AUG	SEPT SEPT	OKT OCT	NOV NOV	DES DEC	YEAR-TOT YEAR-TOT	JAAR-GEM YEAR-AVE
1980	89	105	101	111	90	70	97	67	89	62	56	66	1 003	84
1981	66	62	83	64	51	77	63	73	91	73	72	54	831	69
1982	58	60	65	54	81	70	104	120	89	103	115	79	998	83
1983	92	98	120	95	94	120	91	119	112	73	107	80	1 201	100
1984	98	87	114	125	122	116	143	149	171	209	186	117	1 637	136
1985	173	197	232	227	294	260	313	332						

NUMBER