

LIBRARY COPY

P0043

SENTRALE STATISTIEKDIENS
CENTRAL STATISTICAL SERVICES

1989-06-08

REPUBLIC OF SOUTH AFRICA
REPUBLIC OF SOUTH AFRICA
STATISTIEKDIENS
STATISTICAL SERVICES
PRETORIA 0001



SENTRALE STATISTIEKDIENS CENTRAL STATISTICAL SERVICE

STATISTIESE NUUSBERIG

STATISTICAL NEWS RELEASE

Steynsarkade
Steyn's Arcade
Schoemanstraat 274
274 Schoeman Street
Privaatsak X44
Private Bag X44
PRETORIA
0001
Tel.: 3108-911 (012)
Teleks: 320450, 320523
Telex: 322418, 320173

Fax: (012) 3222769
3220463
3200919
3226325



P0043

STREEKKANTORE REGIONAL OFFICES

DURBAN
Tel.: 305-3904
KAAPSTAD
CAPE TOWN
Tel.: 461-2098
461-6940 (021)
PORT ELIZABETH
Tel.: 52-3801/2 (041)
NELSPRUIT
Tel.: 5-2455/6 (01311)
KIMBERLEY
Tel.: 3-3965/6 (0531)
KEMPTON PARK
Tel.: 394-3420/1 (011)
PIETERSBURG
Tel.: 7-1609 (01521)
KLERKSDORP
Tel.: 24008
24324 (018)
BLOEMFONTEIN
Tel.: 477766/7 (051)
308389
Fax: (051) 478402

STATISTIEKE VAN LIKWIDASIES EN INSOLVENSIES:
APRIL 1989

STATISTICS OF LIQUIDATIONS AND INSOLVENCIES:
APRIL 1989

6 JUNIE/JUNE 1989

1. OPSOMMING

Die totale getal likwidasies vir die jongste drie maande tot April 1989 toon 'n afname van 14,5% vergeleke met die voorafgaande drie maande, en 'n afname van 14,5% vergeleke met die ooreenstemmende drie maande van die vorige jaar.

Die totale getal insolvensies vir die drie maande tot Maart 1989 toon 'n afname van 11,8% vergeleke met die voorafgaande drie maande, en 'n afname van 32,9% vergeleke met die ooreenstemmende drie maande van die vorige jaar.

1. SUMMARY

The total number of liquidations for the last three months up to April 1989 shows a decrease of 14,5% compared with the previous three months, and a decrease of 14,5% compared with the corresponding three months of the previous year.

The total number of insolvencies for the three months up to March 1989 shows a decrease of 11,8% compared with the previous three months, and a decrease of 32,9% compared with the corresponding three months of the previous year.

| Tydperk Period | Totale getal Total number | | Persentasieverandering Percentage change | |
|---------------------------------|------------------------------|------------------------------|---|------------------------------|
| | Likwidasies Liquidations | Insolvensies Insolvencies | Likwidasies Liquidations | Insolvensies Insolvencies |
| Feb. 1989 - Apr. 1989 | 325 | | - 14,5 | |
| Feb. 1988 - Apr. 1988 | 380 | | | |
| Feb. 1989 - Apr. 1989 | 325 | | - 14,5 | |
| Nov. 1988 - Jan. 1989 | 380 | | | |
| Jan. 1989 - Mrt./Mar. 1989 | | 488 | | - 32,9 |
| Jan. 1988 - Mrt./Mar. 1988 | | 727 | | |
| Jan. 1989 - Mrt./Mar. 1989 | | 488 | | - 11,8 |
| Okt./Oct. 1988 - Des./Dec. 1988 | | 553 | | |

2. OPMERKINGS

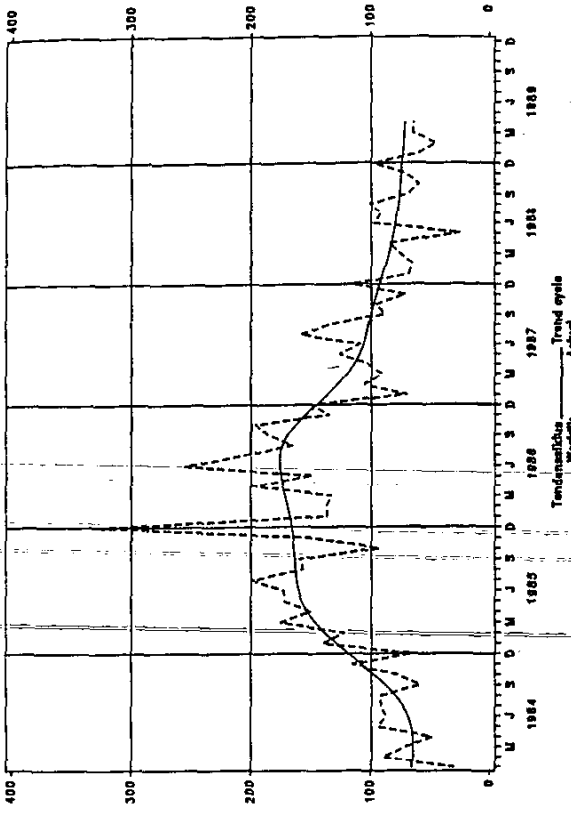
- 2.1 Die gegewens vir likwidasies het betrekking op die totale getal maatskappye en beslote korporasies wat finaal gelikwideer is. Hierdie gegewens word verkry vanaf die Registrateur van Maatskappye en Beslote Korporasies.
- 2.2 Insolvensies het slegs betrekking op private persone en vennootskappe wat finaal gesekwestreer is; dit verteenwoordig nie die getal persone betrokke nie, aangesien 'n vennootskap as een insolvensie gereken word, ongeag die getal vennote. Die syfers is gebaseer op gegewens verkry uit die Meesters se Kennisgewings wat gereeld in die Staatskoerant verskyn.

2. NOTES

- 2.1 The figures for liquidations relate to the total number of companies and close corporations which are placed under final liquidation. This information is obtained from the Registrar of Companies and Close Corporations.
- 2.2 Insolvencies relate to private persons and partnerships which are placed under final sequestration; they do not represent the number of persons involved, as a partnership is counted as one insolvency, irrespective of the number of partners. The figures are based on information extracted from the Masters' Notices published currently in the Government Gazette.

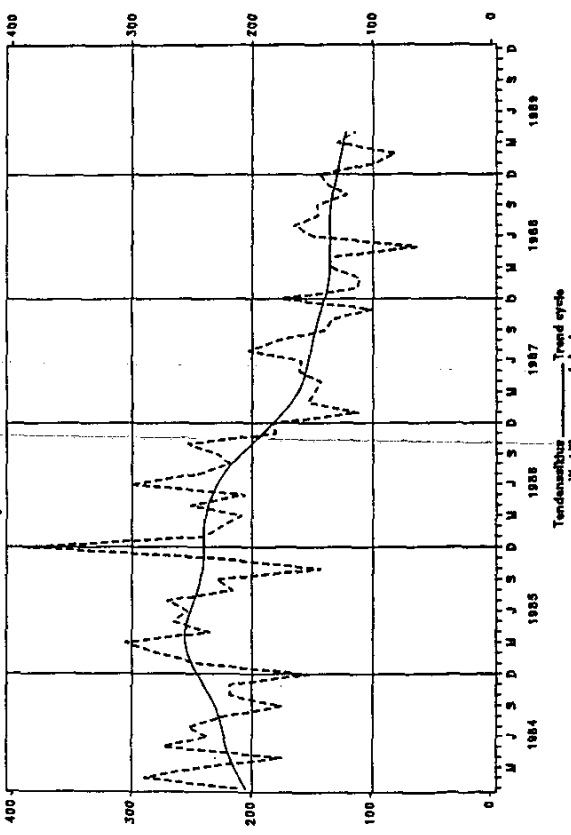
R. J. van Zinder
 HOOF: ~~SENTRALE STATISTIEKDIENS~~
 HEAD: CENTRAL STATISTICAL SERVICE

P0043
LIQUIDATIONS
COMPULSORY
NUMBERS



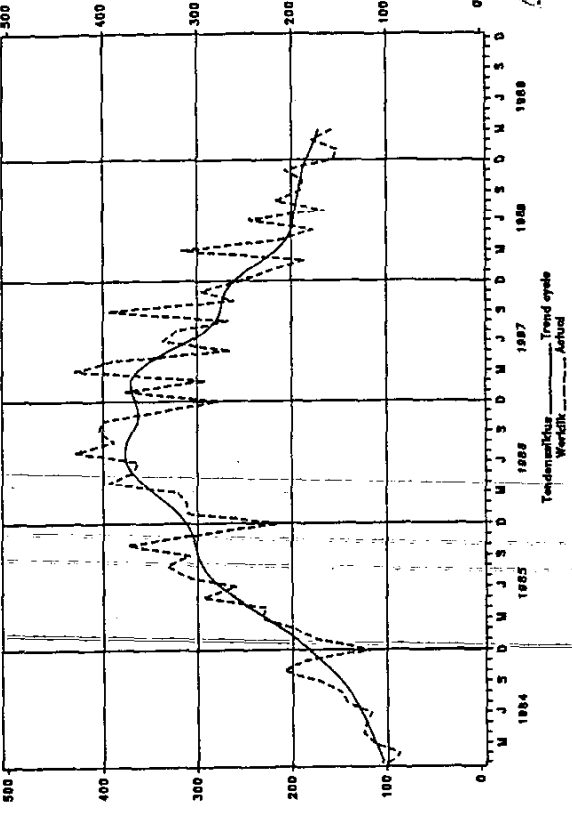
LIKWIDASIES
VERELEGTE
GETAL

LIQUIDATIONS
TOTAL
NUMBERS



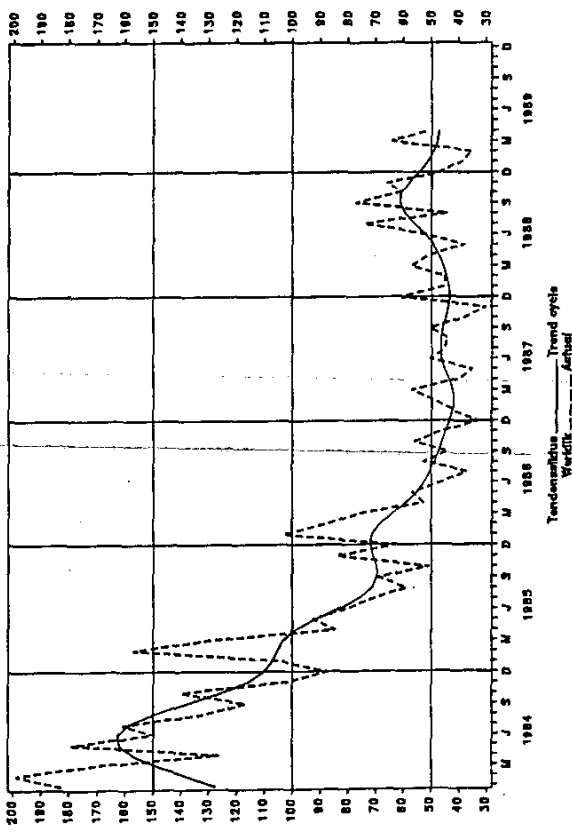
LIKWIDASIES
TOTAAL
GETAL

INSOLVENCIES
TOTAL
NUMBER



INSOLVENSIES
TOTAAL
GETAL

LIQUIDATIONS
VOLUNTARY
NUMBERS



LIKWIDASIES
VRYWILLIGE
GETAL

9/89

TABEL 1 - TOTALE GETAL LIKWIDASIES

| JAAR YEAR | JAN JAN | FEBR FEB | MRT MAR | APRIL APRIL | MEI MAY | JUNIE JUNE | JULIE JULY | AUG AUG | SEPT SEPT | OKT OCT | NOV NOV | DES DEC | JAAR-TOT YEAR-TOT | MAAND-GEH MONTH-AVE |
|--------------|------------|-------------|------------|----------------|------------|---------------|---------------|------------|--------------|------------|------------|------------|----------------------|------------------------|
| 1982 | 148 | 185 | 175 | 155 | 138 | 131 | 193 | 95 | 192 | 168 | 201 | 176 | 1 957 | 163 |
| 1983 | 193 | 161 | 216 | 249 | 206 | 188 | 230 | 211 | 156 | 169 | 171 | 125 | 2 275 | 190 |
| 1984 | 213 | 289 | 244 | 176 | 273 | 237 | 253 | 224 | 176 | 218 | 232 | 388 | 2 675 | 223 |
| 1985 | 244 | 279 | 305 | 235 | 265 | 254 | 270 | 216 | 229 | 144 | 232 | 388 | 3 061 | 255 |
| 1986 | 240 | 225 | 209 | 251 | 206 | 301 | 244 | 219 | 229 | 253 | 181 | 183 | 2 741 | 228 |
| 1987 | 112 | 154 | 148 | 143 | 161 | 159 | 203 | 179 | 139 | 134 | 101 | 176 | 1 809 | 151 |
| 1988 | 113 | 111 | 133 | 136 | 63 | 149 | 165 | 145 | 146 | 121 | 137 | 144 | 1 563 | 130 |
| 1989 | 99 | 81 | 129 | 115 | 63 | 149 | 165 | 145 | 146 | 121 | 137 | 144 | 1 563 | 130 |

TABEL 1 - TOTAL NUMBER OF LIQUIDATIONS

| JAAR YEAR | JAN JAN | FEBR FEB | MRT MAR | APRIL APRIL | MEI MAY | JUNIE JUNE | JULIE JULY | AUG AUG | SEPT SEPT | OKT OCT | NOV NOV | DES DEC | JAAR-TOT YEAR-TOT | MAAND-GEH MONTH-AVE |
|--------------|------------|-------------|------------|----------------|------------|---------------|---------------|------------|--------------|------------|------------|------------|----------------------|------------------------|
| 1982 | 148 | 185 | 175 | 155 | 138 | 131 | 193 | 95 | 192 | 168 | 201 | 176 | 1 957 | 163 |
| 1983 | 193 | 161 | 216 | 249 | 206 | 188 | 230 | 211 | 156 | 169 | 171 | 125 | 2 275 | 190 |
| 1984 | 213 | 289 | 244 | 176 | 273 | 237 | 253 | 224 | 176 | 218 | 232 | 388 | 2 675 | 223 |
| 1985 | 244 | 279 | 305 | 235 | 265 | 254 | 270 | 216 | 229 | 144 | 232 | 388 | 3 061 | 255 |
| 1986 | 240 | 225 | 209 | 251 | 206 | 301 | 244 | 219 | 229 | 253 | 181 | 183 | 2 741 | 228 |
| 1987 | 112 | 154 | 148 | 143 | 161 | 159 | 203 | 179 | 139 | 134 | 101 | 176 | 1 809 | 151 |
| 1988 | 113 | 111 | 133 | 136 | 63 | 149 | 165 | 145 | 146 | 121 | 137 | 144 | 1 563 | 130 |
| 1989 | 99 | 81 | 129 | 115 | 63 | 149 | 165 | 145 | 146 | 121 | 137 | 144 | 1 563 | 130 |

TABEL 2 - GETAL VERPLIGTE LIKWIDASIES

| JAAR YEAR | JAN JAN | FEBR FEB | MRT MAR | APRIL APRIL | MEI MAY | JUNIE JUNE | JULIE JULY | AUG AUG | SEPT SEPT | OKT OCT | NOV NOV | DES DEC | JAAR-TOT YEAR-TOT | MAAND-GEH MONTH-AVE |
|--------------|------------|-------------|------------|----------------|------------|---------------|---------------|------------|--------------|------------|------------|------------|----------------------|------------------------|
| 1982 | 46 | 43 | 20 | 46 | 57 | 28 | 112 | 18 | 91 | 64 | 56 | 34 | 615 | 51 |
| 1983 | 83 | 49 | 92 | 67 | 105 | 109 | 93 | 98 | 43 | 90 | 62 | 56 | 947 | 79 |
| 1984 | 30 | 90 | 71 | 49 | 94 | 87 | 92 | 92 | 59 | 78 | 115 | 66 | 923 | 77 |
| 1985 | 140 | 122 | 175 | 150 | 172 | 173 | 199 | 157 | 160 | 93 | 148 | 325 | 2 014 | 168 |
| 1986 | 137 | 137 | 133 | 198 | 149 | 255 | 207 | 166 | 185 | 197 | 135 | 150 | 2 049 | 170 |
| 1987 | 70 | 105 | 91 | 103 | 126 | 109 | 158 | 135 | 89 | 96 | 71 | 115 | 1 268 | 106 |
| 1988 | 68 | 66 | 76 | 85 | 25 | 97 | 91 | 101 | 69 | 60 | 71 | 97 | 906 | 76 |
| 1989 | 60 | 46 | 65 | 64 | 25 | 97 | 91 | 101 | 69 | 60 | 71 | 97 | 906 | 76 |

TABEL 2 - NUMBER OF COMPULSORY LIQUIDATIONS

| JAAR YEAR | JAN JAN | FEBR FEB | MRT MAR | APRIL APRIL | MEI MAY | JUNIE JUNE | JULIE JULY | AUG AUG | SEPT SEPT | OKT OCT | NOV NOV | DES DEC | JAAR-TOT YEAR-TOT | MAAND-GEH MONTH-AVE |
|--------------|------------|-------------|------------|----------------|------------|---------------|---------------|------------|--------------|------------|------------|------------|----------------------|------------------------|
| 1982 | 46 | 43 | 20 | 46 | 57 | 28 | 112 | 18 | 91 | 64 | 56 | 34 | 615 | 51 |
| 1983 | 83 | 49 | 92 | 67 | 105 | 109 | 93 | 98 | 43 | 90 | 62 | 56 | 947 | 79 |
| 1984 | 30 | 90 | 71 | 49 | 94 | 87 | 92 | 92 | 59 | 78 | 115 | 66 | 923 | 77 |
| 1985 | 140 | 122 | 175 | 150 | 172 | 173 | 199 | 157 | 160 | 93 | 148 | 325 | 2 014 | 168 |
| 1986 | 137 | 137 | 133 | 198 | 149 | 255 | 207 | 166 | 185 | 197 | 135 | 150 | 2 049 | 170 |
| 1987 | 70 | 105 | 91 | 103 | 126 | 109 | 158 | 135 | 89 | 96 | 71 | 115 | 1 268 | 106 |
| 1988 | 68 | 66 | 76 | 85 | 25 | 97 | 91 | 101 | 69 | 60 | 71 | 97 | 906 | 76 |
| 1989 | 60 | 46 | 65 | 64 | 25 | 97 | 91 | 101 | 69 | 60 | 71 | 97 | 906 | 76 |

TABEL 3 - GETAL VRYWILLIGE LIKWIDASIES

| JAAR YEAR | JAN JAN | FEBR FEB | MRT MAR | APRIL APRIL | MEI MAY | JUNIE JUNE | JULIE JULY | AUG AUG | SEPT SEPT | OKT OCT | NOV NOV | DES DEC | JAAR-TOT YEAR-TOT | MAAND-GEH MONTH-AVE |
|--------------|------------|-------------|------------|----------------|------------|---------------|---------------|------------|--------------|------------|------------|------------|----------------------|------------------------|
| 1982 | 102 | 142 | 155 | 109 | 81 | 103 | 81 | 77 | 101 | 104 | 145 | 142 | 1 342 | 112 |
| 1983 | 110 | 112 | 124 | 182 | 101 | 79 | 137 | 113 | 113 | 79 | 109 | 69 | 1 328 | 111 |
| 1984 | 183 | 199 | 173 | 127 | 179 | 150 | 161 | 132 | 117 | 140 | 103 | 88 | 1 752 | 146 |
| 1985 | 104 | 157 | 130 | 85 | 93 | 81 | 71 | 59 | 69 | 51 | 84 | 63 | 1 047 | 87 |
| 1986 | 103 | 88 | 76 | 53 | 57 | 46 | 37 | 53 | 44 | 56 | 46 | 33 | 692 | 58 |
| 1987 | 42 | 49 | 57 | 40 | 35 | 50 | 45 | 44 | 50 | 38 | 30 | 61 | 541 | 45 |
| 1988 | 45 | 45 | 57 | 51 | 38 | 52 | 74 | 44 | 77 | 61 | 66 | 47 | 657 | 55 |
| 1989 | 39 | 35 | 64 | 51 | 38 | 52 | 74 | 44 | 77 | 61 | 66 | 47 | 657 | 55 |

TABEL 3 - NUMBER OF VOLUNTARY LIQUIDATIONS

| JAAR YEAR | JAN JAN | FEBR FEB | MRT MAR | APRIL APRIL | MEI MAY | JUNIE JUNE | JULIE JULY | AUG AUG | SEPT SEPT | OKT OCT | NOV NOV | DES DEC | JAAR-TOT YEAR-TOT | MAAND-GEH MONTH-AVE |
|--------------|------------|-------------|------------|----------------|------------|---------------|---------------|------------|--------------|------------|------------|------------|----------------------|------------------------|
| 1982 | 102 | 142 | 155 | 109 | 81 | 103 | 81 | 77 | 101 | 104 | 145 | 142 | 1 342 | 112 |
| 1983 | 110 | 112 | 124 | 182 | 101 | 79 | 137 | 113 | 113 | 79 | 109 | 69 | 1 328 | 111 |
| 1984 | 183 | 199 | 173 | 127 | 179 | 150 | 161 | 132 | 117 | 140 | 103 | 88 | 1 752 | 146 |
| 1985 | 104 | 157 | 130 | 85 | 93 | 81 | 71 | 59 | 69 | 51 | 84 | 63 | 1 047 | 87 |
| 1986 | 103 | 88 | 76 | 53 | 57 | 46 | 37 | 53 | 44 | 56 | 46 | 33 | 692 | 58 |
| 1987 | 42 | 49 | 57 | 40 | 35 | 50 | 45 | 44 | 50 | 38 | 30 | 61 | 541 | 45 |
| 1988 | 45 | 45 | 57 | 51 | 38 | 52 | 74 | 44 | 77 | 61 | 66 | 47 | 657 | 55 |
| 1989 | 39 | 35 | 64 | 51 | 38 | 52 | 74 | 44 | 77 | 61 | 66 | 47 | 657 | 55 |

Meens verskerpte kontrole sedert Oktober 1985 deur die Registrateur van Maatskappye en Beslote Korporasies ten opsigte van die akkuraatheid van die name van maatskappye wat deur 'n hofbevel gelikvideer word, is sommige likwidasies nie getoon in die maand waarin dit plaasgevind het nie, maar wanneer die gewysigde hofbevel ontvang is.

As a result of more intense control by the Registrar of Companies and Close Corporations since October 1985 on the accuracy of the names of the companies, which were liquidated by court order, some of the liquidations were not shown in the month in which they took place, but when the revised court order had been received.

TABLE 4 - GETAL LIKVIDASIES

TABLE 4 - NUMBER OF LIQUIDATIONS

| Bedryf | 1989 April | | | 1989 Maart/March | | | 1988 April | | | Industry |
|--|--------------|--------------------|----------------------|------------------|--------------------|----------------------|--------------|--------------------|----------------------|--|
| | Totaal Total | Verplig Compulsory | Vry-willig Voluntary | Totaal Total | Verplig Compulsory | Vry-willig Voluntary | Totaal Total | Verplig Compulsory | Vry-willig Voluntary | |
| 1. Landbou, jag, bosbou en visserij | 4 | 1 | 3 | 2 | 2 | 2 | 2 | - | 2 | 1. Agriculture, hunting, forestry and fishery |
| 2. Mynwese en steengroefwerk | 1 | 1 | - | - | - | - | - | - | - | 2. Mining and quarrying |
| 3. Fabriekswese | 10 | 7 | 3 | 12 | 11 | 1 | 17 | 13 | 4 | 3. Manufacturing |
| 4. Elektriesiteit, gas en water | - | - | - | - | - | - | 1 | 1 | - | 4. Electricity, gas and water |
| 5. Konstruksie | 9 | 9 | - | 16 | 14 | 2 | 16 | 15 | 1 | 5. Construction |
| 6. Groot- en kleinhandel, verversings- en akkommodasiedienste | 33 | 30 | 3 | 32 | 23 | 9 | 31 | 23 | 8 | 6. Wholesale and retail trade, catering and accommodation services |
| 7. Vervoer, obergang en kommunikasie | 4 | 2 | 2 | - | - | - | 1 | 1 | - | 7. Transport, storage and communication |
| 8. Finansiering, versegting, vaste eiendom en besighheidsdienste | 53 | 14 | 39 | 63 | 14 | 49 | 67 | 31 | 36 | 8. Financing, insurance, real estate and business services |
| 9. Gemeenskaps-, maatskaplike en persoonlike dienste | 1 | - | 1 | 4 | 3 | 1 | 1 | 1 | - | 9. Community, social and personal services |
| TOTAAL | 115 | 64 | 51 | 129 | 65 | 64 | 136 | 85 | 51 | TOTAL |

TABLE 5 - TOTALE GETAL INSOLWENSIES

TABLE 5 - TOTAL NUMBER OF INSOLVENCIES

| JAAR YEAR | JAN JAN | FEB FEB | MAR MAR | APRIL APRIL | MEI MAY | JUNIE JUNE | JULIE JULY | AUG AUG | SEPT SEPT | OKT OCT | NOV NOV | DES DEC | JAAR-TOT YEAR-TOT | MAAND-GEH MONTH-AVE |
|--------------|---------|---------|---------|-------------|---------|------------|------------|---------|-----------|---------|---------|-------------|-------------------|---------------------|
| 1982 | 58 | 60 | 65 | 54 | 81 | 70 | 104 | 120 | 89 | 103 | 115 | 79 | 998 | 83 |
| 1983 | 92 | 98 | 120 | 95 | 94 | 120 | 91 | 119 | 112 | 73 | 107 | 80 | 1 201 | 100 |
| 1984 | 98 | 87 | 114 | 125 | 122 | 116 | 143 | 149 | 171 | 209 | 186 | 117 | 1 637 | 136 |
| 1985 | 173 | 197 | 232 | 227 | 294 | 260 | 313 | 332 | 308 | 373 | 298 | 214 | 3 221 | 268 |
| 1986 | 311 | 312 | 321 | 394 | 368 | 363 | 428 | 388 | 404 | 402 | 340 | 279 | 4 310 | 359 |
| 1987 | 375 | 291 | 429 | 390 | 265 | 336 | 322 | 268 | 395 | 262 | 296 | 254 | 3 883 | 324 |
| 1988 | 224 | 187 | 316 | 214 | 178 | 245 | 166 | 217 | 191 | 188 | 207 | 158 | 2 491 | 208 |
| 1989 | 152 | 179 | 157 | 2/ | | | | | | | | | | |
| 2/ Voorlopig | | | | | | | | | | | 2/ | Preliminary | | |