

P0043.

2



REPUBLIEK VAN SUID-AFRIKA
REPUBLIC OF SOUTH AFRICA

SENTRALE STATISTIEKDIENS
CENTRAL STATISTICAL SERVICES

1988-05-26

BIBLIOTEK/LIBRARY
PRETORIA 0001

SENTRALE STATISTIEKDIENS CENTRAL STATISTICAL SERVICE

STATISTIESE NUUSBERIG

STATISTICAL NEWS RELEASE

Steynsarkade
Steyn's Arcade
Schoemanstraat 274
274 Schoeman Street
Privaatsak X44
Private Bag
PRETORIA
0001
Tel.: 325-2400 (012)
(m.i.v./w.e.f. 1988: 322-8622)
Teleks: 320450, 320523
Telex: 322418, 320173
Fax: 267150
(m.i.v./w.e.f. 1988: 3226325)

P0043



STREEKKANTORE REGIONAL OFFICES

DURBAN
Tel.: 305-3904

KAAPSTAD
CAPE TOWN
Tel.: 46-2098
46-6940 (021)

PORT ELIZABETH
Tel.: 52-3801/2 (041)

NELSPRUIT
Tel.: 5-2435/6 (01311)

KIMBERLEY
Tel.: 3-3965/6 (0531)

KEMPTON PARK
Tel.: 394-3420/1 (011)

PIETERSBURG
Tel.: 7-1609 (01521)

**STATISTIEKE VAN LIKWIDASIES EN INSOLVENSIES:
APRIL 1988.**

**STATISTICS OF LIQUIDATIONS AND INSOLVENCIES:
APRIL 1988**

25 MEI/MAY 1988

1. OPSOMMING

Die totale getal likwidasies vir die drie maande tot April 1988 toon 'n afname van 2,6% vergeleke met die voorafgaande drie maande, asook 'n afname van 14,6% vergeleke met die ooreenstemmende drie maande van die vorige jaar.

Die totale getal insolvensies vir die drie maande tot Maart 1988 toon 'n afname van 16,8% vergeleke met die voorafgaande drie maande, asook 'n afname van 40,0% vergeleke met die ooreenstemmende drie maande van die vorige jaar.

1. SUMMARY

The total number of liquidations for the three months up to April 1988 shows a decrease of 2,6% compared with the previous three months, as well as a decrease of 14,6% compared with the corresponding three months of the previous year.

The total number of insolvencies for the three months up to March 1988 shows a decrease of 16,8% compared with the previous three months, as well as a decrease of 40,0% compared with the corresponding three months of the previous year.

| Tydperk Period | Totale getal Total number | | Persentasieverandering Percentage change | |
|---------------------------------|------------------------------|------------------------------|---|------------------------------|
| | Likwidasies Liquidations | Insolvensies Insolvencies | Likwidasies Liquidations | Insolvensies Insolvencies |
| Febr./Feb. 1988 - April 1988 | 380 | | - 14,6 | |
| Febr./Feb. 1987 - April 1987 | 445 | | | |
| Febr./Feb. 1988 - April 1988 | 380 | | - 2,6 | |
| November 1987 - Jan. 1988 | 390 | | | |
| Jan. 1988 - Mrt./Mar. 1988 | | 654 | | - 40,0 |
| Jan. 1987 - Mrt./Mar. 1987 | | 1 090 | | |
| Jan. 1988 - Mrt./Mar. 1988 | | 654 | | - 16,8 |
| Okt./Oct. 1987 - Des./Dec. 1987 | | 786 | | |

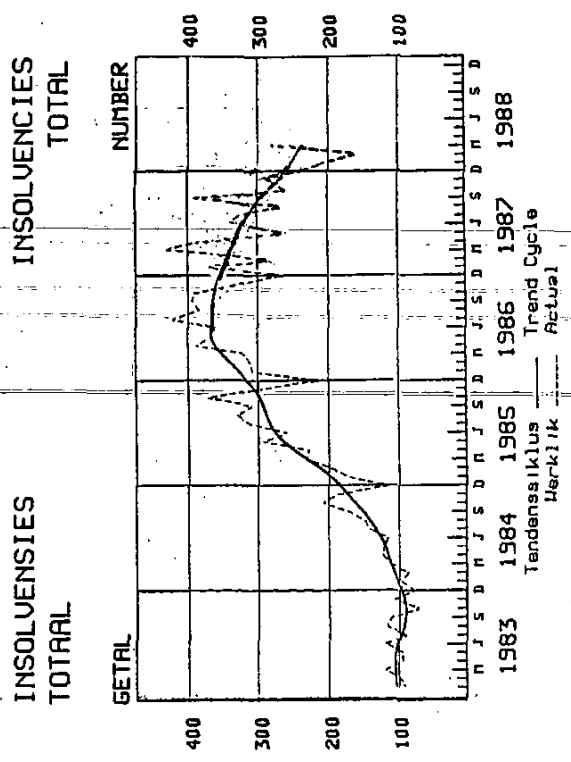
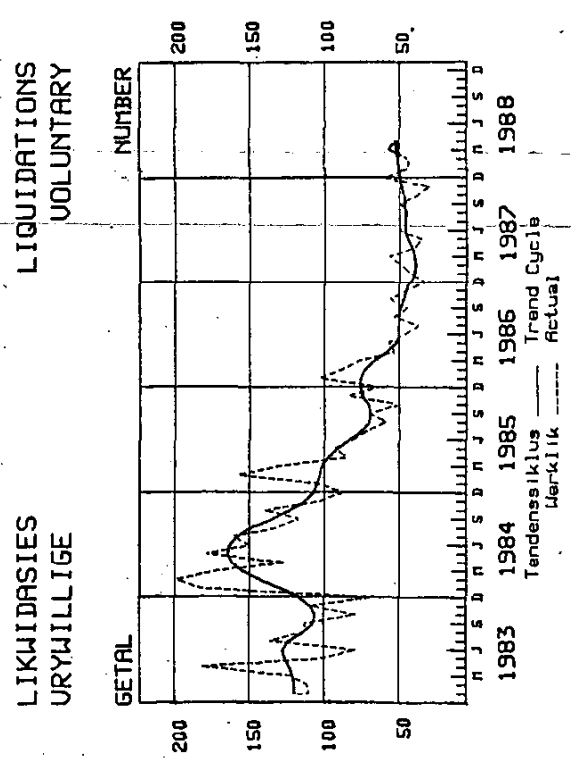
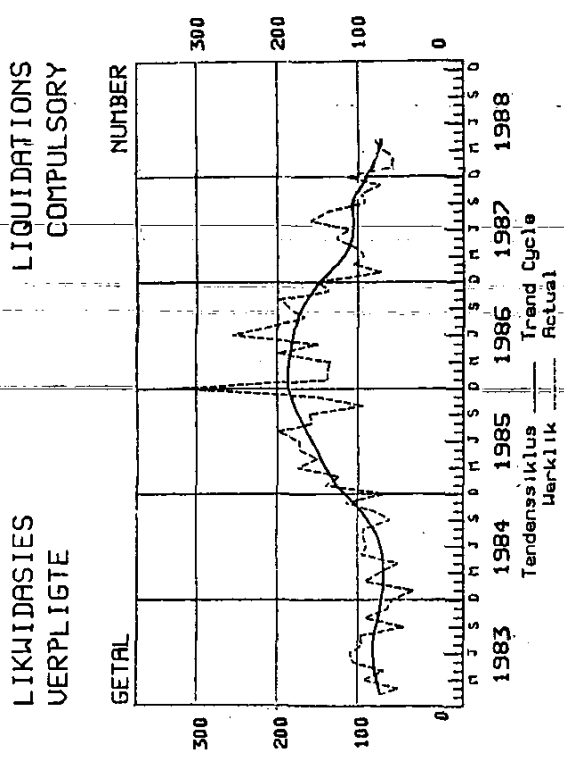
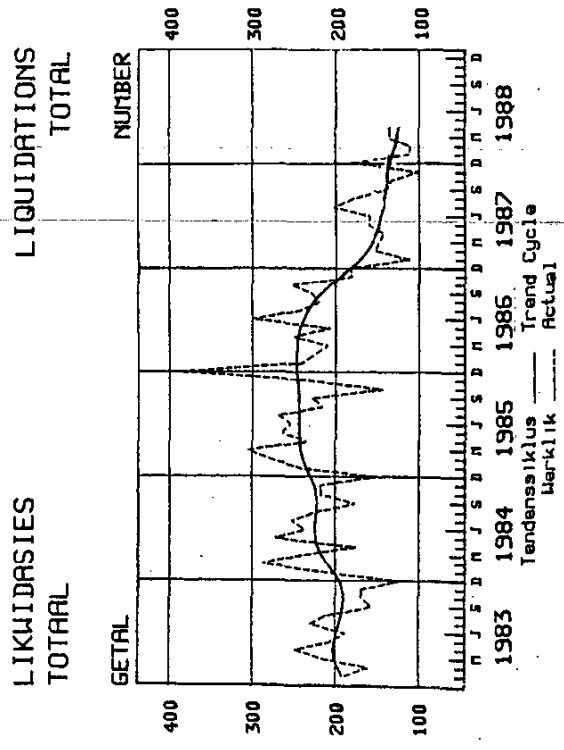
2. OPMERKINGS

- 2.1 Die gegewens vir likwidasies het betrekking op die totale getal maatskappye en beslote korporasies wat finaal gelikwideer is. Hierdie gegewens word verkry vanaf die Registrateur van Maatskappye en Beslote Korporasies.
- 2.2 Insolvensies het slegs betrekking op private persone en vennootskappe wat finaal gesekwestreer is; dit verteenwoordig nie die getal persone betrokke nie, aangesien 'n vennootskap as een insolvensie gereken word, ongeag die getal vennote. Die syfers is gebaseer op gegewens verkry uit die Meesters se Kennisgewings wat gereeld in die Staatskoerant verskyn.

2. NOTES

- 2.1 The figures for liquidations relate to the total number of companies and close corporations which are placed under final liquidation. This information is obtained from the Registrar of Companies and Close Corporations.
- 2.2 Insolvencies relate to private persons and partnerships which are placed under final sequestration; they do not represent the number of persons involved, as a partnership is counted as one insolvency, irrespective of the number of partners. The figures are based on information extracted from the Masters' Notices published currently in the Government Gazette.


 HOOF: SENTRALE STATISTIEKDIENS
 HEAD: CENTRAL STATISTICAL SERVICE



TABEL 1 - TOTALE GETAL LIKWIDASIES

| JAAR YEAR | JAN JAN | FEBR FEB | MRT MAR | APRIL APRIL | MEI MAY | JUNIE JUNE | JULIE JULY | AUG AUG | SEPT SEPT | OKT OCT | NOV NOV | DES DEC | JAAR-TOT YEAR-TOT | MAAND-GEM MONTH-AVE |
|--------------|------------|-------------|------------|----------------|------------|---------------|---------------|------------|--------------|------------|------------|------------|----------------------|------------------------|
| 1982 | 148 | 185 | 175 | 155 | 138 | 131 | 193 | 95 | 192 | 168 | 201 | 176 | 1 957 | 163 |
| 1983 | 193 | 161 | 216 | 249 | 206 | 188 | 230 | 211 | 156 | 169 | 171 | 125 | 2 275 | 190 |
| 1984 | 213 | 289 | 244 | 176 | 273 | 237 | 253 | 224 | 176 | 218 | 218 | 154 | 2 675 | 223 |
| 1985 | 244 | 279 | 305 | 235 | 265 | 254 | 270 | 216 | 229 | 144 | 232 | 388 | 3 061 | 255 |
| 1986 | 240 | 225 | 209 | 251 | 206 | 301 | 244 | 219 | 229 | 253 | 181 | 183 | 2 741 | 228 |
| 1987 | 112 | 154 | 148 | 143 | 161 | 159 | 203 | 179 | 139 | 134 | 101 | 176 | 1 809 | 151 |
| 1988 | 113 | 111 | 133 | 136 | | | | | | | | | | |

TABEL 1 - TOTAL NUMBER OF LIQUIDATIONS

| JAAR YEAR | JAN JAN | FEBR FEB | MRT MAR | APRIL APRIL | MEI MAY | JUNIE JUNE | JULIE JULY | AUG AUG | SEPT SEPT | OKT OCT | NOV NOV | DES DEC | JAAR-TOT YEAR-TOT | MAAND-GEM MONTH-AVE |
|--------------|------------|-------------|------------|----------------|------------|---------------|---------------|------------|--------------|------------|------------|------------|----------------------|------------------------|
| 1982 | 148 | 185 | 175 | 155 | 138 | 131 | 193 | 95 | 192 | 168 | 201 | 176 | 1 957 | 163 |
| 1983 | 193 | 161 | 216 | 249 | 206 | 188 | 230 | 211 | 156 | 169 | 171 | 125 | 2 275 | 190 |
| 1984 | 213 | 289 | 244 | 176 | 273 | 237 | 253 | 224 | 176 | 218 | 218 | 154 | 2 675 | 223 |
| 1985 | 244 | 279 | 305 | 235 | 265 | 254 | 270 | 216 | 229 | 144 | 232 | 388 | 3 061 | 255 |
| 1986 | 240 | 225 | 209 | 251 | 206 | 301 | 244 | 219 | 229 | 253 | 181 | 183 | 2 741 | 228 |
| 1987 | 112 | 154 | 148 | 143 | 161 | 159 | 203 | 179 | 139 | 134 | 101 | 176 | 1 809 | 151 |
| 1988 | 113 | 111 | 133 | 136 | | | | | | | | | | |

TABEL 2 - GETAL VERPLIGTE LIKWIDASIES

| JAAR YEAR | JAN JAN | FEBR FEB | MRT MAR | APRIL APRIL | MEI MAY | JUNIE JUNE | JULIE JULY | AUG AUG | SEPT SEPT | OKT OCT | NOV NOV | DES DEC | JAAR-TOT YEAR-TOT | MAAND-GEM MONTH-AVE |
|--------------|------------|-------------|------------|----------------|------------|---------------|---------------|------------|--------------|------------|------------|------------|----------------------|------------------------|
| 1982 | 46 | 43 | 20 | 46 | 57 | 28 | 112 | 18 | 91 | 64 | 56 | 34 | 615 | 51 |
| 1983 | 83 | 49 | 92 | 67 | 105 | 109 | 93 | 98 | 43 | 90 | 62 | 56 | 947 | 79 |
| 1984 | 30 | 90 | 71 | 49 | 94 | 87 | 92 | 92 | 59 | 78 | 115 | 66 | 923 | 77 |
| 1985 | 140 | 122 | 175 | 150 | 172 | 173 | 199 | 157 | 160 | 93 | 148 | 325 | 2 014 | 168 |
| 1986 | 137 | 137 | 133 | 198 | 149 | 255 | 207 | 166 | 197 | 197 | 135 | 150 | 2 049 | 170 |
| 1987 | 70 | 105 | 91 | 103 | 126 | 109 | 158 | 135 | 89 | 96 | 71 | 115 | 1 268 | 106 |
| 1988 | 68 | 66 | 76 | 85 | | | | | | | | | | |

TABEL 2 - NUMBER OF COMPULSORY LIQUIDATIONS

| JAAR YEAR | JAN JAN | FEBR FEB | MRT MAR | APRIL APRIL | MEI MAY | JUNIE JUNE | JULIE JULY | AUG AUG | SEPT SEPT | OKT OCT | NOV NOV | DES DEC | JAAR-TOT YEAR-TOT | MAAND-GEM MONTH-AVE |
|--------------|------------|-------------|------------|----------------|------------|---------------|---------------|------------|--------------|------------|------------|------------|----------------------|------------------------|
| 1982 | 46 | 43 | 20 | 46 | 57 | 28 | 112 | 18 | 91 | 64 | 56 | 34 | 615 | 51 |
| 1983 | 83 | 49 | 92 | 67 | 105 | 109 | 93 | 98 | 43 | 90 | 62 | 56 | 947 | 79 |
| 1984 | 30 | 90 | 71 | 49 | 94 | 87 | 92 | 92 | 59 | 78 | 115 | 66 | 923 | 77 |
| 1985 | 140 | 122 | 175 | 150 | 172 | 173 | 199 | 157 | 160 | 93 | 148 | 325 | 2 014 | 168 |
| 1986 | 137 | 137 | 133 | 198 | 149 | 255 | 207 | 166 | 197 | 197 | 135 | 150 | 2 049 | 170 |
| 1987 | 70 | 105 | 91 | 103 | 126 | 109 | 158 | 135 | 89 | 96 | 71 | 115 | 1 268 | 106 |
| 1988 | 68 | 66 | 76 | 85 | | | | | | | | | | |

TABEL 3 - GETAL VRYWILLIGE LIKWIDASIES

| JAAR YEAR | JAN JAN | FEBR FEB | MRT MAR | APRIL APRIL | MEI MAY | JUNIE JUNE | JULIE JULY | AUG AUG | SEPT SEPT | OKT OCT | NOV NOV | DES DEC | JAAR-TOT YEAR-TOT | MAAND-GEM MONTH-AVE |
|--------------|------------|-------------|------------|----------------|------------|---------------|---------------|------------|--------------|------------|------------|------------|----------------------|------------------------|
| 1982 | 102 | 142 | 155 | 109 | 81 | 103 | 81 | 77 | 101 | 104 | 145 | 142 | 1 342 | 112 |
| 1983 | 110 | 112 | 124 | 182 | 101 | 79 | 137 | 113 | 113 | 79 | 109 | 69 | 1 328 | 111 |
| 1984 | 183 | 199 | 173 | 127 | 179 | 150 | 161 | 132 | 117 | 140 | 103 | 88 | 1 752 | 146 |
| 1985 | 104 | 157 | 130 | 85 | 93 | 81 | 71 | 59 | 69 | 51 | 84 | 63 | 1 047 | 87 |
| 1986 | 103 | 88 | 76 | 53 | 57 | 46 | 37 | 53 | 44 | 56 | 46 | 33 | 692 | 58 |
| 1987 | 42 | 49 | 57 | 40 | 35 | 50 | 45 | 44 | 50 | 38 | 30 | 61 | 541 | 45 |
| 1988 | 45 | 45 | 57 | 51 | | | | | | | | | | |

TABEL 3 - NUMBER OF VOLUNTARY LIQUIDATIONS

| JAAR YEAR | JAN JAN | FEBR FEB | MRT MAR | APRIL APRIL | MEI MAY | JUNIE JUNE | JULIE JULY | AUG AUG | SEPT SEPT | OKT OCT | NOV NOV | DES DEC | JAAR-TOT YEAR-TOT | MAAND-GEM MONTH-AVE |
|--------------|------------|-------------|------------|----------------|------------|---------------|---------------|------------|--------------|------------|------------|------------|----------------------|------------------------|
| 1982 | 102 | 142 | 155 | 109 | 81 | 103 | 81 | 77 | 101 | 104 | 145 | 142 | 1 342 | 112 |
| 1983 | 110 | 112 | 124 | 182 | 101 | 79 | 137 | 113 | 113 | 79 | 109 | 69 | 1 328 | 111 |
| 1984 | 183 | 199 | 173 | 127 | 179 | 150 | 161 | 132 | 117 | 140 | 103 | 88 | 1 752 | 146 |
| 1985 | 104 | 157 | 130 | 85 | 93 | 81 | 71 | 59 | 69 | 51 | 84 | 63 | 1 047 | 87 |
| 1986 | 103 | 88 | 76 | 53 | 57 | 46 | 37 | 53 | 44 | 56 | 46 | 33 | 692 | 58 |
| 1987 | 42 | 49 | 57 | 40 | 35 | 50 | 45 | 44 | 50 | 38 | 30 | 61 | 541 | 45 |
| 1988 | 45 | 45 | 57 | 51 | | | | | | | | | | |

1/ Weens verskerpte kontrole sedert Oktober 1985 deur die Registrateur van Maatskappye en Beslote Korporasies ten opsigte van die akkuraatheid van die name van maatskappye wat deur 'n hofbevel gelikwideer word, is sommige likwidasies nie getoon in die maand waarin dit plaasgevind het nie, maar wanneer die gewysigde hofbevel ontvang is.

1/ As a result of more intense control by the Registrar of Companies and Close Corporations since October 1985 on the accuracy of the names of the companies, which were liquidated by court order, some of the liquidations were not shown in the month in which they took place, but when the revised court order had been received.

TABEL 4 - GETAL LIKVIDASIES

TABEL 4 - NUMBER OF LIQUIDATIONS

| Bedryf | 1988 April | | | 1988 Maart/March | | | 1987 April | | | Industry |
|---|--------------|--------------------|----------------------|------------------|--------------------|----------------------|--------------|--------------------|----------------------|--|
| | Totaal Total | Verplig Compulsory | Vry-willig Voluntary | Totaal Total | Verplig Compulsory | Vry-willig Voluntary | Totaal Total | Verplig Compulsory | Vry-willig Voluntary | |
| 1. Landbou, jag, bosbou en visserij | 2 | - | 2 | 1 | 1 | - | 4 | 3 | 1 | 1. Agriculture, hunting, forestry and fishery |
| 2. Mynwese en steengroef-werk | 17 | 13 | 4 | 14 | 9 | 5 | 19 | 18 | 1 | 2. Mining and quarrying |
| 3. Fabriekswese | 1 | 1 | 1 | - | - | - | 1 | 1 | - | 3. Manufacturing |
| 4. Elektriesiteit, gas en water | 16 | 15 | 1 | 14 | 14 | - | 20 | 20 | - | 4. Electricity, gas and water |
| 5. Konstruksie | 31 | 23 | 8 | 40 | 33 | 7 | 42 | 35 | 7 | 5. Construction |
| 6. Groot- en kleinhandel, verversings- en akkommodasiedienste | 1 | 1 | - | 4 | 4 | - | 2 | 2 | - | 6. Wholesale and retail trade, catering and accommodation services |
| 7. Vervoer, opberging en kommunikasie | 67 | 31 | 36 | 59 | 14 | 45 | 52 | 21 | 31 | 7. Transport, storage and communication |
| 8. Finansiering, versekering, vaste eiendom en besighheidsdienste | 1 | 1 | - | 1 | 1 | - | 1 | 1 | - | 8. Financing, insurance, real estate and business services |
| 9. Gemeenskaps-, maatskaplike en persoonlike dienste | 136 | 85 | 51 | 133 | 76 | 57 | 143 | 103 | 40 | 9. Community, social and personal services |
| TOTAAL | | | | | | | | | | TOTAL |

TABEL 5 - TOTALE GETAL INSOLVENSIES

TABEL 5 - TOTAL NUMBER OF INSOLVENCIES

| JAAR YEAR | JAN JAN | FEB FEB | MRT MAR | APRIL APRIL | MEI MAY | JUNIE JUNE | JULIE JULY | AUG AUG | SEPT SEPT | OKT OCT | NOV NOV | DES DEC | JAAR-TOT YEAR-TOT | MAAND-GEH MONTH-AVE |
|--------------|---------|---------|---------|-------------|---------|------------|------------|---------|-----------|---------|---------|---------|-------------------|---------------------|
| 1982 | 58 | 60 | 65 | 54 | 81 | 70 | 104 | 120 | 89 | 103 | 115 | 79 | 998 | 83 |
| 1983 | 92 | 98 | 120 | 95 | 94 | 120 | 91 | 119 | 112 | 73 | 107 | 80 | 1 201 | 100 |
| 1984 | 98 | 87 | 114 | 125 | 122 | 176 | 143 | 149 | 171 | 209 | 186 | 117 | 1 637 | 136 |
| 1985 | 173 | 197 | 232 | 227 | 294 | 260 | 313 | 332 | 308 | 373 | 298 | 214 | 3 221 | 268 |
| 1986 | 311 | 312 | 321 | 394 | 368 | 363 | 428 | 388 | 404 | 402 | 340 | 279 | 4 310 | 359 |
| 1987 | 370 | 291 | 429 | 389 | 264 | 336 | 321 | 268 | 388 | 260 | 287 | 239 | 3 842 | 320 |
| 1988 | 207 | 167 | 280 | 264 | 264 | 336 | 321 | 268 | 388 | 260 | 287 | 239 | 3 842 | 320 |
| ZL Voorlopig | | | | | | | | | | | | | ZL Preliminary | |