


Statistieke van siviele sake vir skuld

September 1993

Statistics of civil cases for debt

September 1993



SENTRALE
STATISTIEKDIENS
CENTRAL
STATISTICAL SERVICE

Statistiese vrystelling P0041
Statistical release

Om 'n suksesvolle statistiese stelsel in die RSA te bedryf, is die samewerking tussen die Sentrale Statistiekdiens en die inwoners van die RSA, die private sektor en die owerheidsinstellings onontbeerlik. Sonder hierdie volgehoue samewerking en welwillendheid sal die tydige beskikbaarstelling van relevante en betroubare amptelike statistieke nie moontlik wees nie

Co-operation between the Central Statistical Service and the residents of the RSA, the private sector and the government institutions is essential for a successful statistical system in the RSA. Without this continued co-operation and goodwill, the timely release of relevant and reliable official statistics will not be possible

Embargo: 13:00
Datum/Date: 29 November 1993

Uitgegee deur die Sentrale Statistiekdiens
Private Sak X44
PRETORIA
0001

Published by the Central Statistical Service
Private Bag X44
PRETORIA
0001

Hierdie publikasie of enige gedeelte daarvan mag sonder voorafgoedkeuring gereproduseer word, gestoor word vir ontsluitingsdoeleindes, of versend word in enige formaat deur gebruikmaking van enige middel, mits die SSD as bron vermeld word.

This publication or any part thereof may be reproduced, stored in a retrieval system, or transmitted in any form or by any means without prior permission, provided that the CSS is acknowledged as the source.

SSD-biblioteek Katalogisering-in-Publikasie (KIP) Data
CSS Library Cataloguing-in-Publication (CIP) Data

Statistieke van siviele sake vir skuld / Sentrale Statistiekdiens = Statistics of civil cases for debt / Central Statistical Service. - 1993 - Pretoria: Central Statistical Service, 1993 - p. ; 30cm. (Statistiese vrystelling = Statistical release; P0041)
Series formerly available as: Statistiese nuusberig = Statistical news release; P0041 and P13.2
Monthly
1. Debts, public. I. South Africa. Central Statistical Service. II. Suid-Afrika. Sentrale Statistiekdiens. III. Title. IV. Series.

'n Volledige stel SSD-publikasies is beskikbaar by die SSD-biblioteek en die volgende biblioteke:

Staatsbiblioteek, Pretoria
Parlementsbiblioteek, Kaapstad
Suid-Afrikaanse Biblioteek, Kaapstad
Bloemfontein Openbare Biblioteek
Natal Society Library, Pietermaritzburg
Johannesburg Openbare Biblioteek

A complete set of CSS Publications is available at the CSS Library and the following libraries:

State Library, Pretoria
Library of Parliament, Cape Town
South African Library, Cape Town
Bloemfontein Public Library
Natal Society Library, Pietermaritzburg
Johannesburg Public Library

MEER DAGVAARDINGS EN SIVIELE VONNISSE VIR SKULD **MORE SUMMONSES AND CIVIL JUDGEMENTS FOR DEBT**

Die getal dagvaardings en siviele vonnisse vir skuld vir die derde kwartaal van 1993 toon toenames van onderskeidelik 5,1% en 3,1% vergeleke met die ooreenstemmende kwartaal van 1992, en toenames van 1,5% en 5,4% vergeleke met die vorige kwartaal (April tot Junie 1993) na seisoenaanpassing.

The number of summonses and civil judgements for debt for the third quarter of 1993 show increases of respectively 5,1% and 3,1% compared with the corresponding quarter of 1992, and increases of 1,5% and 5,4% compared with the previous quarter (April to June 1993) after seasonal adjustment.

Die gemiddelde bedrag per vonnis vir die derde kwartaal van 1993 is R5 162, wat 11,9% laer is as die gemiddelde bedrag per vonnis vir die ooreenstemmende kwartaal van 1992.

The average amount per judgement for the third quarter of 1993 is R5 162, which is 11,9% lower than the average amount per judgement for the third quarter of 1992.

Tydperk Period	Getal Number		Persentasieverandering Percentage change	
	Dagvaardings vir skuld Summonses for debt	Siviele von- nisse vir skuld Civil judge- ments for debt	Dagvaardings vir skuld Summonses for debt	Siviele vonnis- se vir skuld Civil judge- ments for debt
Werklike syfers: Actual figures:				
Jul. 1993 - Sep. 1993	294 429	152 796	+5,1	+3,1
Jul. 1992 - Sep. 1992	280 257	148 182		
Seisoenaangepaste syfers: Seasonally adjusted figures:				
Jul. 1993 - Sep. 1993	281 951	142 644	+1,5	+5,4
Apr. 1993 - Jun. 1993	277 754	135 382		

OPMERKINGS

Die gegewens het betrekking op alle siviele sake vir skuld deur Landdroskantore aangeteken.

Behalwe in geval van sake aangeteken, het alle ander inligting betrekking op skuldsake; m.a.w. eise vir skadevergoeding, uitsettingsbevele en ander nie-skuldsake is uitgesluit.

Vonnisse by verstek en toestemming het slegs betrekking op onverdedigde skuldsake.

HOWE VIR KLEIN EISE

Statistieke ten opsigte van howe vir klein eise word in die aangehegte bylae verstrek.

NOTES

The particulars refer to all civil cases for debt recorded by Magistrate's Offices.

Except for cases recorded, all other information relates to debt cases only; i.e. claims for damages, ejection orders and other non-debt cases are excluded.

Default and consent judgements relate to judgements given in respect of undefended debt cases only.

SMALL CLAIMS COURTS

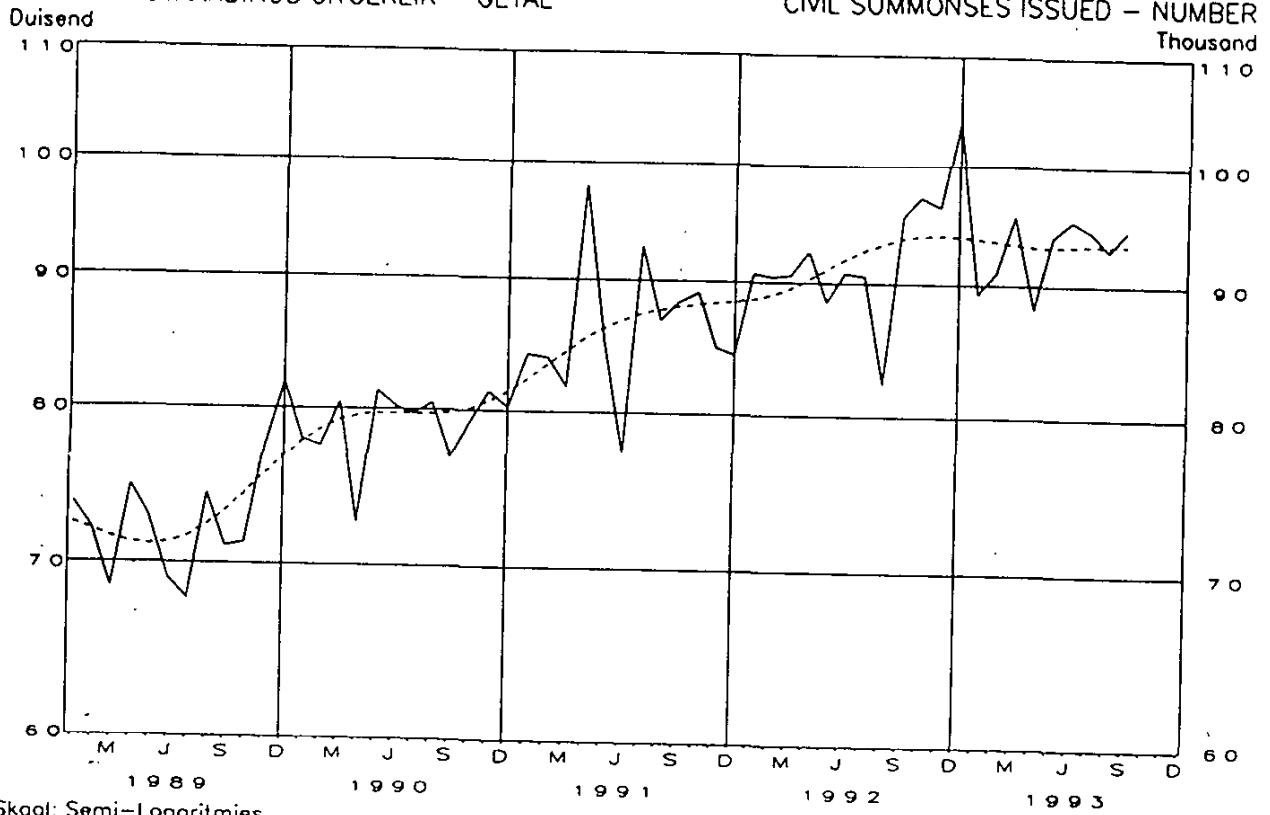
Statistics in respect of small claims courts are furnished in the attached annexure.

pp
HOOF: SENTRALE STATISTIEKDIENS
HEAD: CENTRAL STATISTICAL SERVICE

NAVRAE:		ENQUIRIES:	
PRETORIA	Tel. (012) 310-8911 Private Sak X44, Pretoria, 0001 Faks: 310-8500 310-8501	PRETORIA	Tel. (012) 310-8911 Private Bag X44, Pretoria, 0001 Faks: 310-8500 310-8501
BLOEMFONTEIN	(051) 477767	KEMPTON PARK	(011) 3943420/1
DURBAN	(031) 3053904	KIMBERLEY	(0531) 33965
KAAPSTAD/CAPE TOWN	(021) 4612098	KLERKSDORP	(018) 4624008
		NELSPRUIT	(01311) 52455/6
		PIETERSBURG	(01521) 71609
		PORT ELIZABETH	(041) 523801/2

SIVIELE DAGVAARDINGS UITGEREIK - GETAL

CIVIL SUMMONSES ISSUED - NUMBER

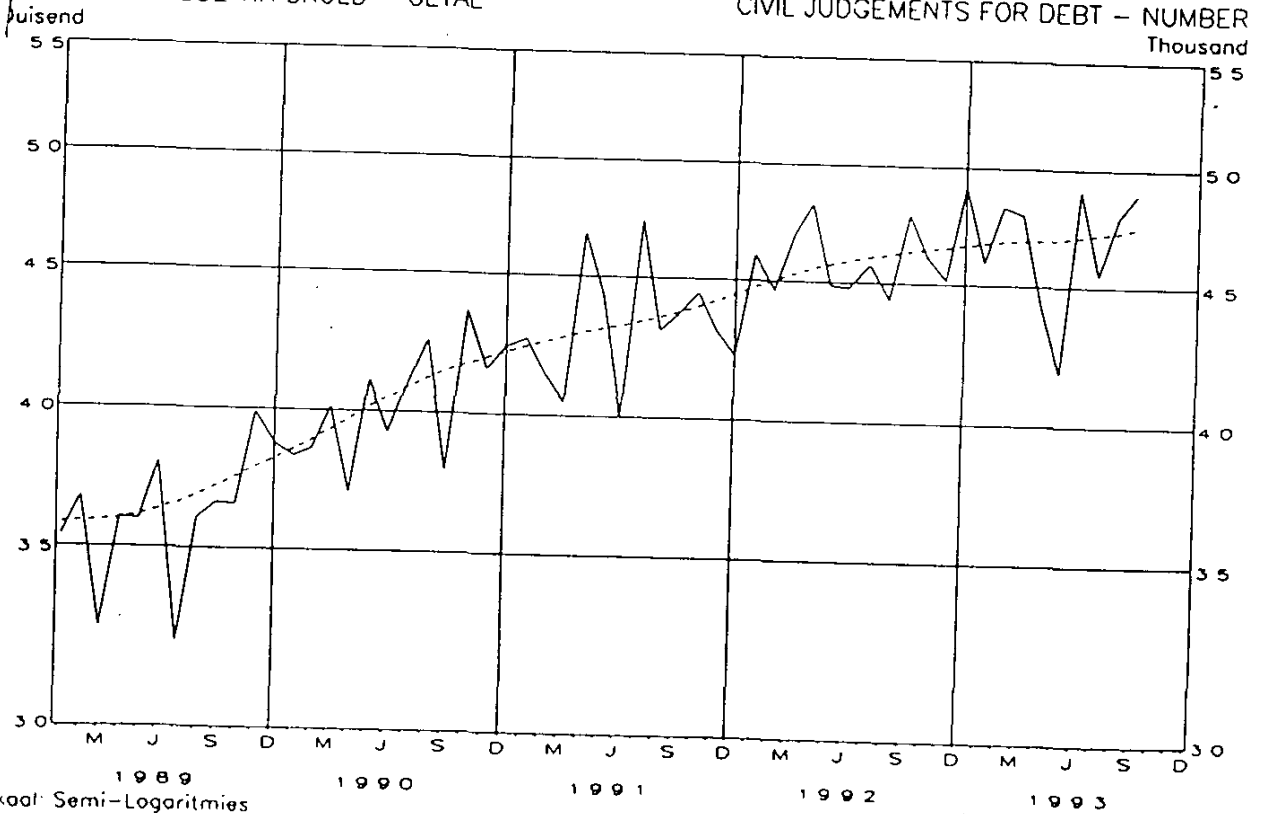


Seasonally adjusted _____ Seisoensoongepas
Trend cycle - - - - - Tendenssiklus

Scale: Semi-Logarithmic

SIVIELE VONNISSE VIR SKULD - GETAL

CIVIL JUDGEMENTS FOR DEBT - NUMBER



Seasonally adjusted _____ Seisoensoongepas
Trend cycle - - - - - Tendenssiklus

Scale: Semi-Logarithmic

TABEL 1 - GETAL SIVIELE SAKE AANGETEKEN EN DAG-
VAARDINGS VIR SKULD UITGEREIK

P0041

TABLE 1 - NUMBER OF CIVIL CASES RECORDED AND SUM-
MONSES FOR DEBT ISSUED

Item	Sake-ondernemings en private persone Business enterprises and private persons		Private persone Private persons		Total - Number	
	1992	1993	1992	1993	1992	1993
1. Sake aangeteken/Cases recorded	177 990	100 814	102 406	101 100	1 051 823	90 483
1.1 Werklike syfers/Actual figures		101 233	97 89	101 821		90 481
1.2 Seisoensaangepas/Seasonally adjusted						88 036
2. Siviele dagvaardings vir skuld/ Civil summonses for debt						
2.1 Totaal/Total	106 948	94 156	97 076	94 921	991 856	84 813
2.1.1 Werklike syfers/Actual figures		94 566	92 880	95 501		84 342
2.1.2 Seisoensaangepas/Seasonally adjusted						86 059
2.2 Goedere verkoop/Goods sold						83 823
2.2.1 Ope rekening/Open account	316 247	22 994	23 832	27 445	278 154	20 524
2.2.2 Afbetalingsverkooptransaksies/ Instalment sale transactions	27 354	2 458	3 141	2 814	24 623	2 171
2.3 Dienste/Services						
2.3.1 Professionele/Professional	219 793	19 098	18 393	18 577	212 382	18 507
2.3.2 Ander/Other	198 827	20 474	18 005	16 911	169 721	17 739
2.4 Huur/Rent						
2.5 Geld geleen/Money lent	40 822	3 568	5 105	3 407	35 668	3 052
2.6 Promesses, wissels, V/T-tjeks, kredietkaarte en ander skuldbewyse/promissory notes, bills, R/D cheques, credit cards and other acknowledgements of debt	74 118	8 962	11 517	9 166	104 624	8 364
		6 495	5 742	5 660	63 836	5 756
2.7 Ander/Other	117 347	10 107	11 341	10 941	102 848	8 700
						9 324
						9 288

TABEL 2 - SIVIELE VONNISSE VIR SKULD BY VERSTEK EN TOESTEMMING

P0041

TABLE 2 - CIVIL DEFAULT AND CONSENT JUDGEMENTS FOR DEBT

Item	1992		1993		1992		1993		1992		1993	
	Sep.	Aug.	Sep.	Aug.	Sep.	Aug.	Sep.	Aug.	Sep.	Aug.	Sep.	Aug.
Sake-ondernemings en private persone Business enterprises and private persons												
	51 936	47 983	50 568	44 019	47 249	43 783	47 071	43 134	47 249	43 783	47 071	43 134
Private persone Private persons	49 033	47 983	48 019		44 510	43 783	47 071	43 134	44 510	43 783	47 071	43 134
	14 828	14 282	14 689	1 132	13 348	12 883	12 883	12 930	13 348	12 883	12 930	1 019
Goedere verkoop/Goods sold	100 859	9 207	9 235	98 399	9 199	9 041	9 041	8 995	9 199	9 041	8 995	6 201
Ope rekening/Open account	78 090	8 489	7 092	68 043	7 270	7 585	7 585	6 201	7 270	7 585	6 201	
Afbetalingsverkooptransaksies/ Instalment sale transactions	24 374	2 081	2 022	21 360	1 869	1 871	1 871	1 758	1 869	1 871	1 758	
Dienste/Services	61 469	5 348	5 737	58 767	5 097	5 198	5 198	5 492	5 097	5 198	5 492	
Professionele/Professional	57 037	4 582	4 922	50 647	4 330	4 098	4 098	4 273	4 330	4 098	4 273	
Ander/Other	58 437	6 335	6 479	48 751	5 308	5 521	5 521	4 840	5 308	5 521	4 840	
	254 717	251 804	298 085	2 822 685	221 210	211 196	211 196	251 130	221 210	211 196	251 130	
Goedere verkoop/Goods sold	293 562	25 186	25 888	208 493	18 437	17 239	17 239	16 968	18 437	17 239	16 968	
Ope rekening/Open account	224 582	12 539	37 420	178 798	11 790	8 955	8 955	27 593	11 790	8 955	27 593	
Afbetalingsverkooptransaksies/ Instalment sale transactions	68 768	7 805	6 411	63 999	7 253	6 545	6 545	5 988	7 253	6 545	5 988	
Dienste/Services	123 454	15 597	9 953	94 916	12 719	12 048	12 048	7 114	12 719	12 048	7 114	
Professionele/Professional	87 288	8 948	6 776	69 057	8 037	7 079	7 079	5 388	8 037	7 079	5 388	
Ander/Other	602 846	103 175	132 270	525 162	97 448	93 877	93 877	126 192	97 448	93 877	126 192	
Huur/Rent	445 840	30 781	39 955	365 627	27 898	30 762	30 762	35 310	27 898	30 762	35 310	
Geld geleen/Money lent												
Promesses, wissels, V/T-tjeks, kredietkaarte en ander skuldbewyse/Promissory notes, bills, R/D cheques, credit cards and other acknowledgements												
	420 231	48 227	39 412	316 633	37 628	34 691	34 691	26 577	37 628	34 691	26 577	
Ander/Other												
	58 437	6 335	6 479	48 751	5 308	5 521	5 521	4 840	5 308	5 521	4 840	
	3 266 571	251 804	298 085	2 822 685	221 210	211 196	211 196	251 130	221 210	211 196	251 130	
	293 562	25 186	25 888	208 493	18 437	17 239	17 239	16 968	18 437	17 239	16 968	
	224 582	12 539	37 420	178 798	11 790	8 955	8 955	27 593	11 790	8 955	27 593	
	68 768	7 805	6 411	63 999	7 253	6 545	6 545	5 988	7 253	6 545	5 988	
	123 454	15 597	9 953	94 916	12 719	12 048	12 048	7 114	12 719	12 048	7 114	
	87 288	8 948	6 776	69 057	8 037	7 079	7 079	5 388	8 037	7 079	5 388	
	602 846	103 175	132 270	525 162	97 448	93 877	93 877	126 192	97 448	93 877	126 192	
	445 840	30 781	39 955	365 627	27 898	30 762	30 762	35 310	27 898	30 762	35 310	
	420 231	48 227	39 412	316 633	37 628	34 691	34 691	26 577	37 628	34 691	26 577	
	58 437	6 335	6 479	48 751	5 308	5 521	5 521	4 840	5 308	5 521	4 840	
	3 266 571	251 804	298 085	2 822 685	221 210	211 196	211 196	251 130	221 210	211 196	251 130	
	293 562	25 186	25 888	208 493	18 437	17 239	17 239	16 968	18 437	17 239	16 968	
	224 582	12 539	37 420	178 798	11 790	8 955	8 955	27 593	11 790	8 955	27 593	
	68 768	7 805	6 411	63 999	7 253	6 545	6 545	5 988	7 253	6 545	5 988	
	123 454	15 597	9 953	94 916	12 719	12 048	12 048	7 114	12 719	12 048	7 114	
	87 288	8 948	6 776	69 057	8 037	7 079	7 079	5 388	8 037	7 079	5 388	
	602 846	103 175	132 270	525 162	97 448	93 877	93 877	126 192	97 448	93 877	126 192	
	445 840	30 781	39 955	365 627	27 898	30 762	30 762	35 310	27 898	30 762	35 310	
	420 231	48 227	39 412	316 633	37 628	34 691	34 691	26 577	37 628	34 691	26 577	

TABEL 3.1 - DAGVAARDINGS VIR SKULD UITGEREIK

Jaar Year	Getaal - Number													
	Jan	Feb	Mar	Apr	Mei May	Jun	Jul	Aug	Sep	Okt Oct	Nov	Des Dec	Jaar-tot Year-tot	Jaar-gem Year-ave
1985	68 592	79 705	86 206	78 625	82 123	85 283	89 706	85 223	76 756	82 045	85 368	60 029	959 661	79 972
1986	70 678	81 277	76 656	84 342	77 248	82 173	80 458	73 581	76 255	77 442	75 642	52 560	908 312	75 693
1987	61 102	73 411	79 161	62 145	66 306	74 133	73 564	65 229	71 449	69 185	70 698	46 429	812 812	67 734
1988	59 514	75 206	82 600	61 407	67 753	79 115	69 952	80 041	75 923	64 622	77 824	51 834	845 791	70 483
1989	66 511	76 659	76 993	68 848	71 499	75 527	71 185	79 289	71 680	71 152	83 251	59 004	871 598	72 633
1990	70 943	82 517	90 843	66 749	79 789	88 335	84 744	86 240	76 912	78 936	87 859	57 913	951 780	79 315
1991	76 785	88 970	92 715	89 591	83 335	85 340	99 465	92 566	88 046	88 766	91 704	60 910	1 038 193	86 516
1992	82 381	95 195	103 050	84 296	86 050	100 491	98 425	86 911	94 921	96 886	103 715	74 627	1 106 948	92 246
1993	81 047	95 596	109 113	80 119	90 875	105 613	103 197	97 076	94 156					

TABEL 3.1 - SUMMONSES FOR DEBT ISSUED

TABEL 3.2 - SIVIELE VONNISSE VIR SKULD
- BY VERSTEK EN TOESTEMMING

Jaar Year	Getaal - Number													
	Jan	Feb	Mar	Apr	Mei May	Jun	Jul	Aug	Sep	Okt Oct	Nov	Des Dec	Jaar-tot Year-tot	Jaar-gem Year-ave
1985	31 755	36 645	38 733	37 045	38 041	39 941	42 728	39 819	38 459	36 064	38 213	27 893	445 336	37 111
1986	37 661	37 957	36 919	42 093	38 610	37 010	42 037	35 734	38 640	35 475	34 577	28 164	444 877	37 073
1987	30 105	34 075	39 024	32 899	33 003	37 514	40 302	37 061	33 914	33 194	35 057	25 556	411 704	34 309
1988	29 184	33 467	37 096	29 732	32 358	39 075	36 203	40 335	36 316	34 447	40 291	26 905	415 409	34 617
1989	31 057	36 204	35 413	33 764	35 303	41 480	35 359	39 730	37 392	36 771	41 581	29 485	433 519	36 127
1990	33 678	37 798	43 208	34 932	40 151	42 566	44 596	46 509	38 924	44 441	43 176	32 279	482 259	40 188
1991	37 891	40 508	43 800	44 682	43 595	42 980	51 552	46 787	45 680	45 664	44 274	32 290	519 703	43 309
1992	41 113	43 872	51 297	46 349	44 128	48 330	49 713	47 901	50 568	47 610	46 119	37 712	554 712	46 226
1993	41 135	47 278	52 613	42 812	40 843	52 635	49 393	51 467	51 936					

TABEL 3.2 - CIVIL JUDGEMENTS FOR DEBT
- BY DEFAULT AND CONSENT

R1 000

Jaar Year	Getaal - Number													
	Jan	Feb	Mar	Apr	Mei May	Jun	Jul	Aug	Sep	Okt Oct	Nov	Des Dec	Jaar-tot Year-tot	Jaar-gem Year-ave
1985	42 049	54 452	53 760	44 382	53 038	59 546	73 557	62 466	63 395	61 370	60 363	48 307	676 685	56 390
1986	68 557	72 066	73 595	81 602	79 210	82 584	84 426	72 770	76 610	71 130	62 406	54 553	879 509	73 292
1987	53 210	61 809	66 317	57 129	68 046	65 196	78 470	74 598	65 013	81 317	62 114	45 655	778 874	64 906
1988	64 414	64 713	70 330	53 880	68 799	74 577	76 899	86 137	83 385	70 232	80 939	61 288	855 593	71 299
1989	74 370	79 278	77 868	74 232	88 134	123 955	125 750	130 276	104 035	116 557	137 308	106 563	1 238 326	103 194
1990	113 646	125 833	169 300	145 207	166 610	183 496	183 805	195 085	170 711	188 674	186 265	134 880	1 963 512	163 626
1991	173 315	178 443	204 678	236 571	216 422	204 376	235 820	234 456	254 622	238 776	223 476	163 279	2 564 234	213 686
1992	215 906	360 491	351 251	258 598	225 230	278 793	291 843	278 439	298 085	274 756	225 861	207 318	3 266 571	272 214
1993	221 096	272 051	328 017	214 169	225 040	277 117	282 277	251 804	254 717					

BYLAE

HOWE VIR KLEIN EISE

ALGEMEEN

Howe vir klein eise dien as 'n forum vir die beregtiging van geldelike eise van nie meer as R2 000 nie teen individue of firmas. Dit is slegs vir gebruik deur die algemene publiek en nie vir sake-ondernemings nie.

Die volgende sake is van die jurisdiksie van die hof vir klein eise uitgesluit:

- Eise ter waarde van meer as R2 000.
- Eise teen die staat.
- Eise wat op 'n sessie of 'n oordrag van regte gebasseer is.
- Eise waarin skadevergoeding aangevra word ten opsigte van laster, kwaadwillige vervolging, onregmatige vryheidsberowing, onregmatige arrestasie, verleiding en verbreking van troubelofte.
- Eise vir die ontbinding van 'n huwelik.
- Eise in verband met die geldigheid van 'n testament.
- Eise in verband met die status van 'n persoon ten opsigte van sy geestesvermoëns.
- Eise waarin die nakoming van 'n kontrak aangevra word, sonder 'n alternatiewe eis om betaling van skadevergoeding, behalwe in die geval van 'n eis om 'n rekening te verstrek of los goed of vaste eiendom ter waarde van nie meer as R2 000 nie, oor te dra.

VERGELYKBAARHEID

Die inligting ten opsigte van landdroshowe wat in hierdie statistiese vrystelling getoon word, het slegs op skuldsake betrekking en is derhalwe nie streng vergelykbaar met die inligting wat vir die howe vir klein eise getoon word nie.

BEGRIPPE

"Howe" verwys na die totale getal howe vir klein eise aan die einde van die maande soos aangedui. "Litigante verwys" het betrekking op die getal persone (eisers) wat deur klerke van die hof vir klein eise na regsassistente verwys is.

TABEL 1 - GETAL HOWE VIR KLEIN EISE, LITIGANTE VERWYS, DAGVAARDINGS UITGEREIK EN VERHORE

Item	1992	1993		1992	Item
		Aug.	Jul.		
Getal - Number					
1. Howe	106	106	106	108	1. Courts
2. Litigante verwys	18 906	1 714	1 593	1 599	2. Litigants referred
3. Dagvaardings uitgereik	24 942	2 239	2 166	2 128	3. Summonses issued
4. Verhore	23 421	2 315	2 064	2 162	4. Hearings

Bron: Departement van Justisie

ANNEXURE

SMALL CLAIMS COURTS

NOTES

Small claims courts serve as a forum for the adjudication of money claims of not more than R2 000 against individuals or firms. It is for use by the general public only and not for business enterprises.

The following actions are excluded from the jurisdiction of the small claims court:

- Claims exceeding R2 000 in value.
- Claims against the state.
- Claims based on cession or the transfer of rights.
- Claims for damages in respect of defamation, malicious prosecution, wrongful imprisonment, wrongful arrest, seduction and breach of promise to marry.
- Claims for the dissolution of a marriage.
- Claims concerning the validity of a will.
- Claims concerning the status of a person in respect of his mental capacity.
- Claims in which the performance in accordance with a contract is sought, without an alternative claim for payment of damages, except in the case of a claim for rendering an account or transferring movable or immovable property not exceeding R2 000 in value.

COMPARABILITY

The information in respect of magistrates courts shown in this statistical release refers to debt cases only and is therefore not strictly comparable with the information shown for the small claims courts.

CONCEPTS

"Courts" relates to the total number of small claims courts at the end of the months as indicated. "Litigants referred" relates to the number of persons (plaintiffs) referred to legal assistants by clerks of the small claims court.

TABEL 1 - NUMBER OF SMALL CLAIMS COURTS, LITIGANTS REFERRED, SUMMONSES ISSUED AND HEARINGS

Source: Department of Justice