


Biblioteek

DIE BIBLIOTEEK / THE LIBRARY
SENTRALE STATISTIEKDIENS
CENTRAL STATISTICAL SERVICE
PRIVATE SAK / PRIVATE BAG X 44
0001 PRETORIA



REPUBLIC OF SOUTH AFRICA



CENTRAL
STATISTICAL SERVICE

**Statistics of civil cases
for debt
November 1995**

Statistical release P0041

Co-operation between the Central Statistical Service and the residents of the RSA, the private sector and the government institutions is essential for a successful statistical system in the RSA. Without this continued co-operation and goodwill, the timely release of relevant and reliable official statistics will not be possible.

The CSS publishes approximately five hundred different releases per year. In the light of expenditure restraints in government, it is no longer economically viable to produce them in more than one of the eleven official languages in South Africa. Since the releases are also extensively used by the international economic and social-scientific communities, from 1996 CSS releases will be published in English.

**Embargo: 09:30
Date: 1 February 1996**

Published by the
Central Statistical Service
Private Bag X44
PRETORIA
0001
Tel. (012) 310-8911

The CSS has copyright on this information. You are, however, free to apply it as you wish provided that you acknowledge the CSS as the source of the basic data wherever you process, apply, utilise, publish or distribute the data; and also that you specify that the relevant application and analyses (where applicable) result from your own processing of the data.

CSS Library Cataloguing-in-Publication (CIP) Data

Statistics of civil cases for debt / Central
Statistical Service. - 1996 -
Pretoria: Central Statistical Service, 1996-
p. ; 30 cm. (Statistical release; P0041)
Series formerly available as: Statistical news
release; P0041 and P13.2
Monthly
1. Debts, public. I. South Africa. Central Sta-
tistical Service. II. Title. IV. Series
(LCSH 11)

A complete set of CSS publications is available at the **CSS Library** and the following libraries:

State Library, Pretoria
Library of Parliament, Cape Town
South African Library, Cape Town
Bloemfontein Public Library
Natal Society Library, Pietermaritzburg
Johannesburg Public Library

FEWER CASES OF DEBT IN NOVEMBER 1995

The total number of civil summonses and judgements for debt for November 1995 is 9,3% and 13,3% respectively lower than for October 1995 after seasonal adjustment.

Out of the total of 104 987 civil summonses for debt issued during November 1995, 26 662 (25,4%) were in respect of goods sold and 39 213 (37,4%) in respect of services rendered.

In November 1995, the number of civil judgements for debt was 48 567 and the total amount involved was R265,4 million.

During November 1995, the total number of civil cases recorded shows a decrease of 10,1% (-11 179 cases) after seasonal adjustment compared with the previous month. The largest decreases in the number of civil cases were reported by the magistrate offices in Johannesburg (-1921 cases), East Rand (-2 635 cases), Vereeniging/Vanderbijlpark (-227 cases) and Bloemfontein (-269 cases). However, noticeable increases were recorded in the Cape Peninsula (2 297 more cases), Pretoria (1 024 more cases), West Rand (1 177 more cases) and Durban (827 more cases).

Period	Number		Percentage change	
	Summonses for debt	Civil judgements for debt	Summonses for debt	Civil judgements for debt
Actual figures:				
Sep. 1995 - Nov. 1995	310 413	147 762	+9,4	+10,2
Sep. 1994 - Nov. 1994	283 735	134 086		
Seasonally adjusted figures:				
Sep. 1995 - Nov. 1995	302 872	141 455	+7,6	+8,5
Jun. 1995 - Aug. 1995	281 465	132 789		

PP

 HEAD: CENTRAL STATISTICAL SERVICE

ENQUIRIES:

Tel. (012) 310-8095/310-8040
 (012) 310-8351/310-8390
 (012) 310-8034 (technical enquiries)
 Private Bag X44, Pretoria, 0001
 Fax: 310-8500 310-8501

BLOEMFONTEIN (051) 447-7767	KEMPTON PARK (011) 394-3420/1	NELSPRUIT (01311) 52455/6
DURBAN (031) 305-3904	KIMBERLEY (0531) 33965	PIETERSBURG (0152) 295-7521
CAPE TOWN (021) 23-1040	KLERKSDORP (018) 462-4008	PORT ELIZABETH (041) 52-3801/2
BISHO (0401) 99-2457	UMTATA (0471) 305-2038	

NOTES

The particulars refer to all civil cases for debt recorded by Magistrate's Offices.

Except for cases recorded, all other information relates to debt cases only; i.e. claims for damages, ejection orders and other non-debt cases are excluded.

Default and consent judgements relate to judgements given in respect of undefended debt cases only.

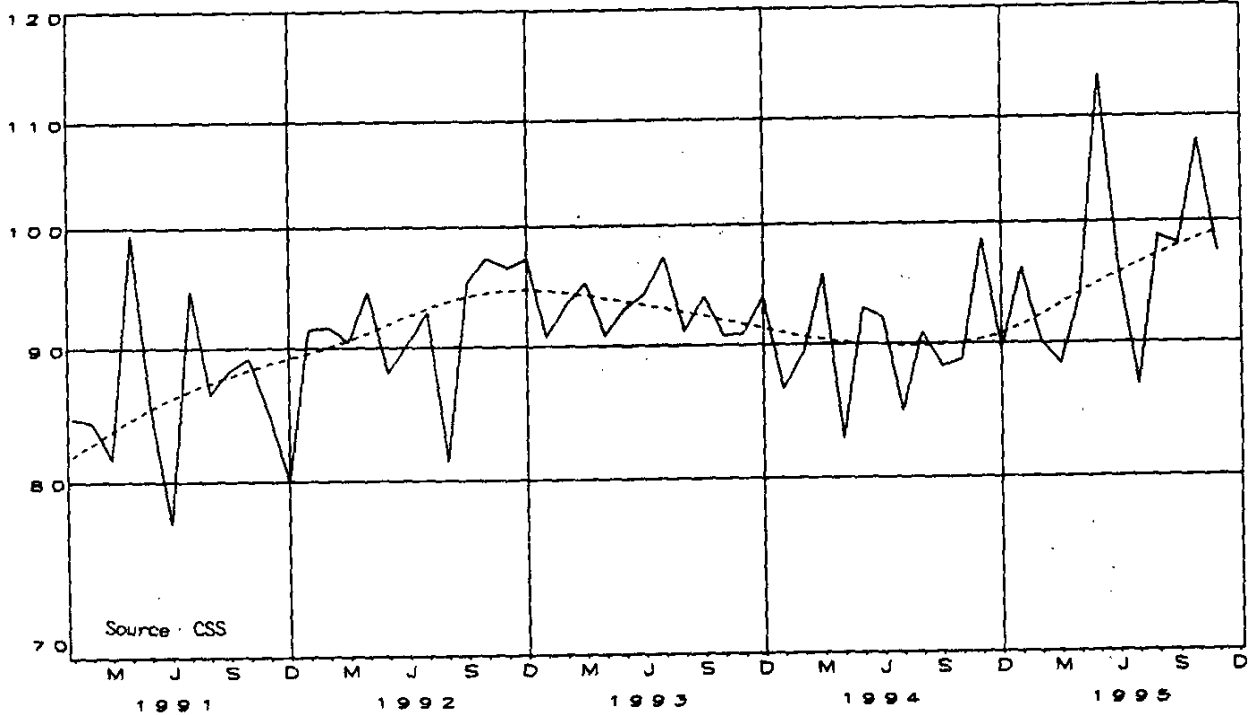
COMPARABILITY

The jurisdiction limit for civil cases handled by magistrate offices (R20 000 for liquid assets and R50 000 for non liquid assets) was increased to R100 000 as from 1 May 1995. A comparison with the previous months must thus be handled with circumspection.

SMALL CLAIMS COURTS

Statistics in respect of small claims courts are furnished annually.

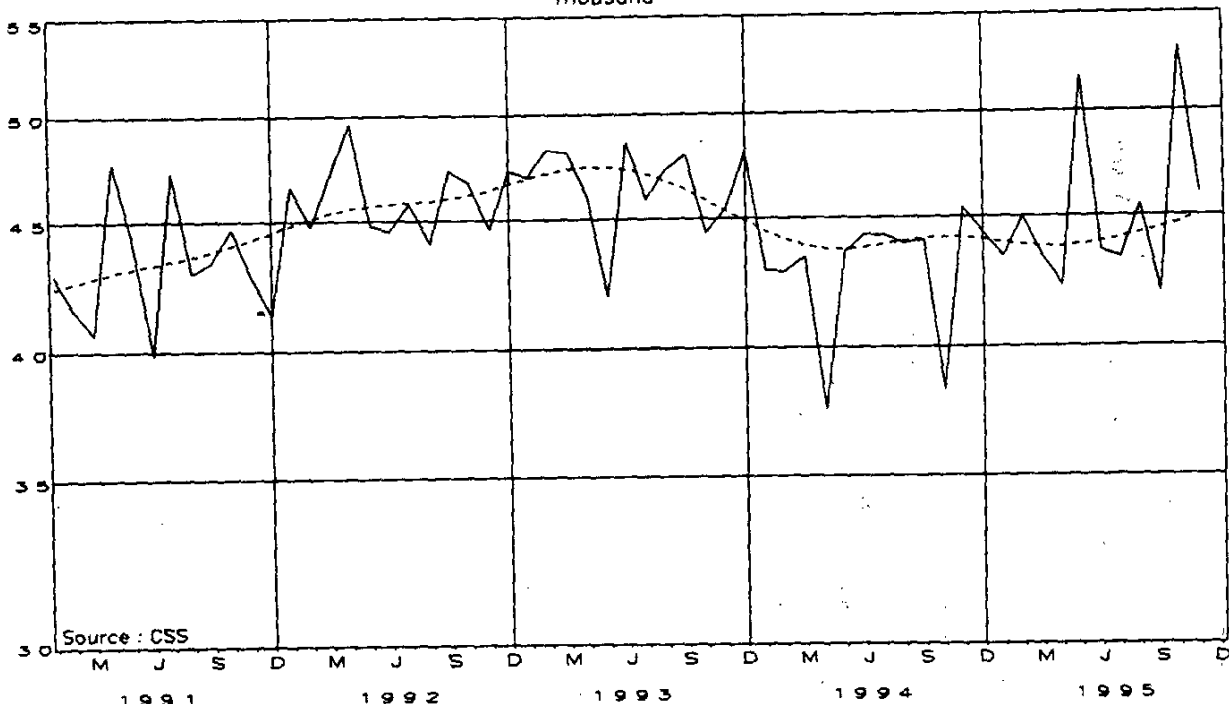
CIVIL SUMMONSES ISSUED - NUMBER Thousand



Scale: Semi-Logarithmic

Seasonally adjusted ———
Trend cycle - - - - -

CIVIL JUDGEMENTS FOR DEBT - NUMBER Thousand



Scale: Semi-Logarithmic

Seasonally adjusted ———
Trend cycle - - - - -

TABLE 1 - NUMBER OF CIVIL CASES RECORDED AND SUM-MONSES FOR DEBT ISSUED

Item	Business enterprises and private persons						Private persons					
	1994		1995		1994		1995		1994		1995	
	Nov.	Oct.	Nov.	Oct.	Nov.	Oct.	Nov.	Oct.	Nov.	Oct.	Nov.	
	Number											
1. Cases recorded	126 917	108 321	109 966	109 453	1 007 944	96 193	96 036	97 908				
1.1 Actual figures		99 867	111 046	101 100		88 477	94 362	90 242				
1.2 Seasonally adjusted												
2. Civil summonses for debt:												
2.1 Total	1 085 588	104 987	106 929	106 111	972 613	93 679	93 678	95 019				
2.1.1 Actual figures		97 412	107 358	98 572		86 865	91 876	88 182				
2.1.2 Seasonally adjusted												
2.2 Goods sold	279 491	24 475	23 270	27 566	250 828	21 652	20 523	25 096				
2.2.1 Open account		2 187	2 855	3 452	26 650	1 988	2 549	3 160				
2.2.2 Instalment sale transactions												
2.3 Services	180 835	18 313	14 726	15 914	173 038	17 307	13 672	15 205				
2.3.1 Professional		20 900	27 139	23 325	196 882	17 699	22 652	19 814				
2.3.2 Other												
2.4 Rent	40 540	4 672	5 186	4 448	33 656	3 351	3 744	3 322				
2.5 Money lent	118 828	12 625	13 058	11 935	111 613	12 018	12 263	11 282				
2.6 Promissory notes, bills, R/D cheques, credit cards and other acknowledgements of debt	77 157	7 757	8 563	8 421	69 001	6 979	7 671	7 533				
2.7 Other	127 339	14 058	12 132	11 050	110 945	12 685	10 604	9 607				

TABLE 2 - THE NUMBER OF CIVIL CASES RECORDED IN SELECTED MAGISTRATES OFFICES

Year or month	Number											
	Cape Peninsula	Port Elizabeth	East-London	Kimberley	Pietermaritzburg	Durban	Johannesburg	East Rand	West Rand	Pretoria	Vereeniging and Vanderbijlpark	Bloemfontein
1993	178 084	38 104	16 729	8 412	31 066	90 319	132 951	66 520	29 276	92 397	16 389	24 710
1994	159 827	40 173	16 363	8 215	31 228	90 646	130 635	57 110	29 569	94 627	18 864	21 885
1994 - J	9 052	3 482	1 891	345	2 093	5 520	7 722	3 980	2 463	6 497	1 281	1 687
F	11 430	3 682	1 404	677	2 315	7 074	12 055	5 318	2 574	8 003	1 883	1 495
M	14 664	5 027	1 678	827	3 046	9 569	11 977	6 301	3 073	9 945	1 378	2 277
A	13 724	2 230	1 214	489	2 060	6 620	6 389	3 740	2 067	5 565	1 150	1 285
M	14 007	3 172	1 226	661	2 642	9 065	10 246	5 230	2 600	8 351	1 663	1 499
J	18 148	3 349	1 481	1 015	2 599	9 386	14 305	5 063	2 520	6 343	1 303	1 844
J	12 438	2 982	1 475	1 133	2 599	6 970	11 403	5 206	2 341	8 497	1 283	1 773
J	15 654	3 234	1 734	671	3 180	7 702	10 034	4 461	3 075	9 814	2 067	1 862
A	13 866	2 957	1 047	801	2 971	7 243	10 040	4 433	2 563	4 660	2 266	2 443
S	14 882	2 865	1 068	639	2 812	7 903	11 531	4 993	2 183	6 809	1 406	1 788
O	13 467	4 346	1 310	594	2 825	7 524	17 659	5 173	2 452	11 206	2 114	1 847
N	8 495	2 847	835	363	1 889	6 070	7 274	3 212	1 658	8 937	1 070	2 085
D	10 245	3 617	1 255	582	2 646	6 778	12 384	4 119	2 453	9 609	990	1 488
1995 - J	15 202	3 209	1 329	510	2 803	8 377	8 179	4 895	2 146	6 988	1 819	1 986
F	14 671	4 452	1 247	836	2 711	8 474	12 938	6 350	2 007	5 197	1 715	3 261
M	13 146	2 537	1 063	537	2 120	7 172	7 567	3 830	2 407	8 437	956	3 276
A	15 555	4 512	1 417	1 248	2 728	8 509	12 110	5 390	2 559	11 899	1 273	1 940
M	17 078	3 525	1 344	2 928	2 737	8 352	13 560	5 898	2 545	8 283	1 764	1 825
J	14 713	3 809	1 107	948	2 577	7 122	9 731	5 958	2 482	7 473	1 237	1 620
J	15 393	4 593	1 507	672	2 972	8 450	11 575	7 268	2 877	8 261	1 571	1 792
A	13 259	4 232	1 380	547	2 220	6 366	12 026	7 876	2 535	6 657	1 649	1 682
S	11 979	3 887	1 545	663	2 245	6 936	16 925	7 910	2 820	7 365	1 632	2 044
O	14 276	4 095	1 363	557	2 691	7 763	15 004	5 275	3 997	8 389	1 405	1 775

TABLE 3 - CIVIL DEFAULT AND CONSENT JUDGEMENTS FOR DEBT

Item	Business enterprises and private persons				Private persons			
	1994	1995	1995	1994	1994	1995	1995	1994
	Nov.	Oct.	Nov.	Nov.	Nov.	Oct.	Nov.	Nov.
	Number							
1. Judgements								
1.1 Total	516 878	48 567	53 390	47 655	470 143	45 122	49 954	43 512
1.1.1 Actual figures	46 196	46 196	53 286	45 594		42 882	49 312	41 565
1.1.2 Seasonally adjusted								
1.2 Goods sold	142 532	11 889	13 565	12 613	129 718	10 830	12 530	11 471
1.2.1 Open account	8 461	745	723	953	7 919	721	703	877
1.2.2 Instalment sale transactions								
1.3 Services	91 241	7 820	8 341	8 400	89 232	7 684	8 176	8 260
1.3.1 Professional	85 441	9 910	12 882	7 961	75 515	9 289	12 247	7 070
1.3.2 Other								
1.4 Rent	22 302	2 333	2 549	2 092	18 714	1 805	2 173	1 739
1.5 Money lent	56 352	6 073	5 331	5 362	54 647	5 846	5 196	5 192
1.6 Promissory notes, bills, R/D cheques, credit cards and other acknowledgements of debt	42 826	3 897	4 152	4 206	38 442	3 608	3 788	3 820
1.7 Other	67 723	5 900	5 847	6 068	55 956	5 339	5 139	5 083
				R1 000				
2. Judgements								
2.1 Total	2 700 644	265 351	301 348	243 338	2 146 873	224 402	258 066	191 715
2.2 Goods sold	248 082	29 117	31 387	20 475	176 406	19 007	21 161	14 865
2.2.1 Open account	105 147	8 742	10 697	9 189	92 309	8 365	10 409	8 655
2.2.2 Instalment sale transactions								
2.3 Services	81 548	9 131	8 171	7 413	75 677	8 388	7 514	6 994
2.3.1 Professional	154 973	22 049	32 411	14 473	114 285	19 198	28 676	10 414
2.3.2 Other								
2.4 Rent	106 074	11 504	10 609	9 332	78 382	8 646	8 338	7 070
2.5 Money lent	1 018 230	109 828	97 074	101 043	952 501	104 961	92 215	87 873
2.6 Promissory notes, bills, R/D cheques, credit cards and other acknowledgements of debt	312 252	27 958	31 713	28 661	269 858	24 757	27 889	25 047
2.7 Other	674 338	47 022	79 286	52 752	387 455	31 080	61 864	30 797