

2

DIE BIBLIOTEK / THE LIBRARY
SENTRALE STATISTIEKDIENS
CENTRAL STATISTICAL SERVICE
PRIVATE SAK / PRIVATE BAG X 44
0001 PRETORIA



REPUBLIC OF SOUTH AFRICA

**Statistics of civil cases
for debt
May 1996**



Statistical release P0041

Co-operation between the Central Statistical Service and the residents of the RSA, the private sector and the government institutions is essential for a successful statistical system in the RSA. Without this continued co-operation and goodwill, the timely release of relevant and reliable official statistics will not be possible.

The CSS publishes approximately five hundred different releases per year. In the light of expenditure restraints in government, it is no longer economically viable to produce them in more than one of the eleven official languages in South Africa. Since the releases are also extensively used by the international economic and social-scientific communities, from 1996 CSS releases will be published in English.

**Embargo: 11:00
Date: 29 July 1996**

Published by the
Central Statistical Service
Private Bag X44
PRETORIA
0001
Tel. (012) 310-8911

The CSS has copyright on this information. You are, however, free to apply it as you wish provided that you acknowledge the CSS as the source of the basic data wherever you process, apply, utilise, publish or distribute the data; and also that you specify that the relevant application and analyses (where applicable) result from your own processing of the data.

CSS Library Cataloguing-in-Publication (CIP) Data

Statistics of civil cases for debt / Central Statistical Service. - 1996-
Pretoria: Central Statistical Service, 1996-
p. ; 30 cm. (Statistical release; P0041)
Series formerly available as: Statistiese nuusberig
= Statistical news release; P0041 and P13.2 and
Statistiese vrystelling = Statistical release; P0041
Title continues in English only
Monthly
1. Debts, public. I. South Africa. Central Statistical Service. II. Title. III. Series.
(LCSH 11)

A complete set of CSS publications is available at the **CSS Library** and the following libraries:

State Library, Pretoria
Library of Parliament, Cape Town
South African Library, Cape Town
Bloemfontein Public Library
Natal Society Library, Pietermaritzburg
Johannesburg Public Library

MORE SUMMONSES AND JUDGEMENTS FOR DEBT

During the last three months up to May 1996 4,4% more summonses for debt and 5,4% more civil judgements for debt were recorded than during the previous three months. The number of civil summonses and judgements for debt for May 1996 increased by 0,4% and 2,1% respectively after seasonal adjustment compared with April 1996.

A total of 116 853 summonses for debt were issued in May 1996. Of these, 21,0% were in respect of goods sold on open account and 10,0% in respect of money lent, while 16,6% and 25,4% were in respect of professional and non-professional services respectively.

The total number of judgements for debt was 53 035 in May 1996, which involved R310,7 million. Of this amount R34,3 million (11,0%) was in respect of goods sold on open account, R125, 1 million (40,2%) in respect of money lent and R27,7 million (8,9%) in respect of promissory notes, R/D cheques, credit cards and other acknowledgements of debt.

Period	Number		Percentage change	
	Summonses for debt	Civil judgements for debt	Summonses for debt	Civil judgements for debt
Actual figures:				
Mar. 1996 - May 1996	318 620	146 599	+8,0	+7,8
Mar. 1995 - May 1995	294 911	135 942		
Seasonally adjusted figures:				
Mar. 1996 - May 1996	319 814	148 220	+4,4	+5,4
Dec. 1995 - Feb. 1996	306 346	140 605		

NOTES

The particulars refer to all civil cases for debt recorded by Magistrate's Offices.

Except for cases recorded, all other information relates to debt cases only; i.e. claims for damages, ejection orders and other non-debt cases are excluded.


Default and consent judgements relate to judgements given in respect of undefended debt cases only.

COMPARABILITY

The jurisdiction limit for civil cases handled by magistrate offices (R20 000 for liquid assets and R50 000 for non liquid assets) was increased to R100 000 as from 1 May 1995. A comparison with the period prior to May 1995 must thus be handled with circumspection.

SMALL CLAIMS COURTS

Statistics in respect of small claims courts are furnished annually.

PP

 Dr F M Orkin
 Head: Central Statistical Service

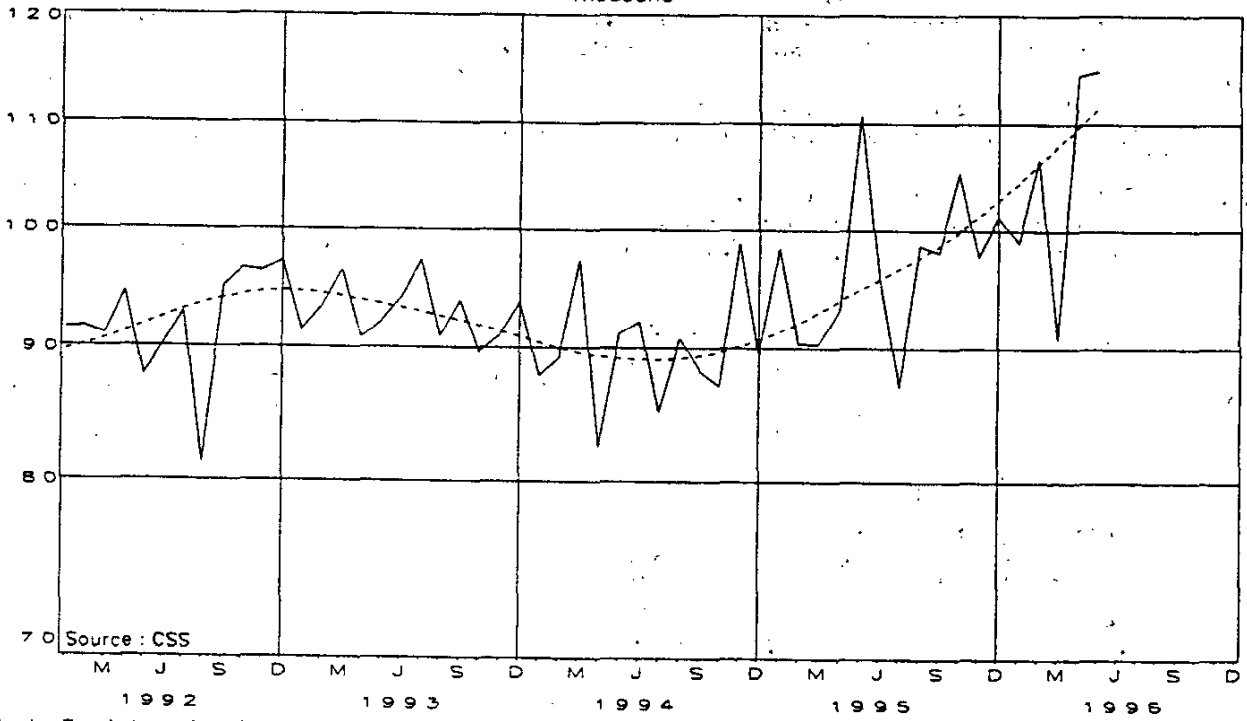
ENQUIRIES:

Tel. (012) 310-8095/310-8040
 (012) 310-8351/310-8390
 (012) 310-8109 (technical enquiries)
 Private Bag X44, Pretoria, 0001
 Fax: 310-8500 310-8501

BLOEMFONTEIN (051) 447-7767	KEMPTON PARK (011) 394-3420/1	NELSPRUIT (013) 753-2455/6
DURBAN (031) 305-3904	KIMBERLEY (0531) 33965	PIETERSBURG (0152) 295-7521
CAPE TOWN (021) 23-1040	KLERKSDORP (018) 462-4008	PORT ELIZABETH (041) 52-3801/2
BISHO (0401) 99-2457	UMTATA (0471) 305-2038	

CIVIL SUMMONSES ISSUED - NUMBER

Thousand



CIVIL JUDGEMENTS FOR DEBT - NUMBER

Thousand

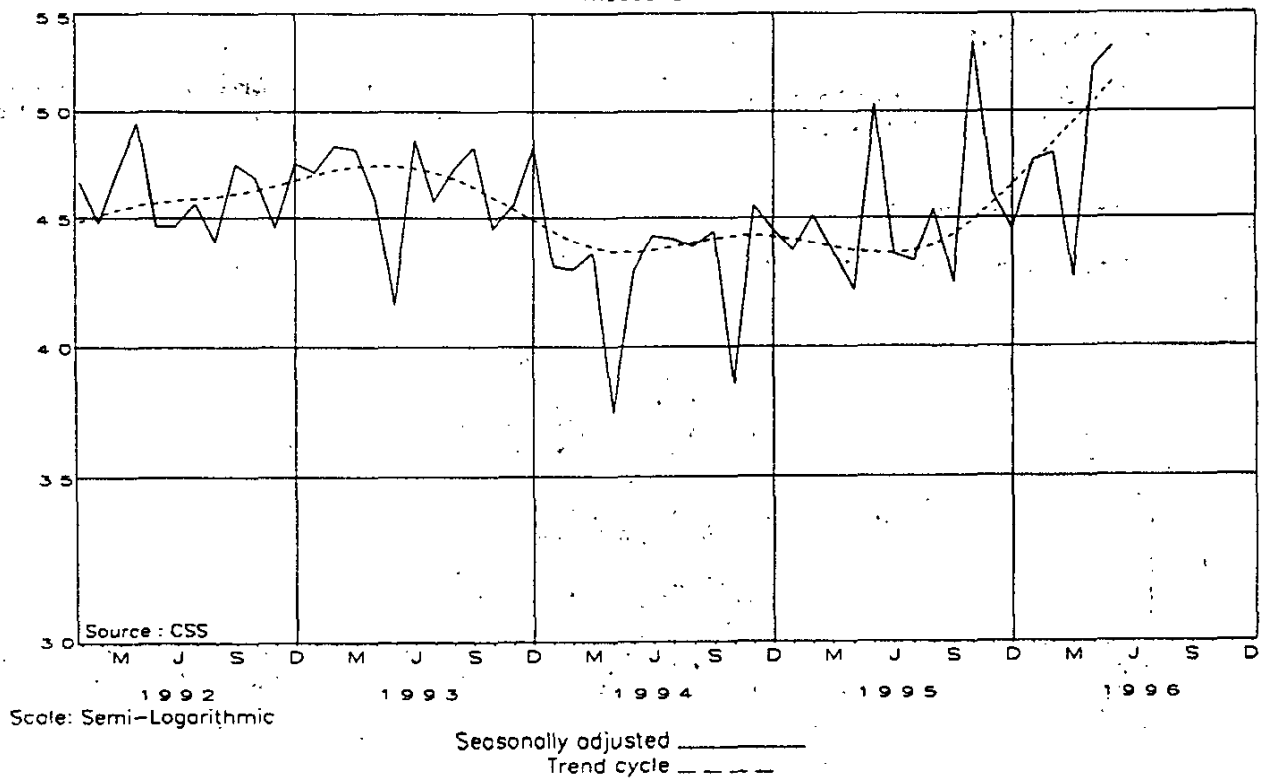


TABLE 1 - NUMBER OF CIVIL CASES RECORDED AND SUMMONSES FOR DEBT ISSUED

Item	Business enterprises and private persons						Private persons					
	1995		1996		1995		1996		1995		1995	
	May	Apr.	May	Apr.	May	Apr.	May	Apr.	May	Apr.	May	
Number												
1. Cases recorded	1 206 468	119 782	102 944	115 508	1 078 110	108 203	93 462	105 634	108 203	93 462	105 634	
1.1 Actual figures		117 285	119 433	113 930		105 105	108 929	103 419	105 105	108 929	103 419	
1.2 Seasonally adjusted												
2. Civil summonses for debt	1 165 376	116 853	99 698	111 527	1 044 114	105 736	90 656	102 057	105 736	90 656	102 057	
2.1 Total		114 734	114 274	110 384		103 137	104 426	100 415	103 137	104 426	100 415	
2.1.1 Actual figures												
2.1.2 Seasonally adjusted												
2.2 Goods sold	270 161	24 591	20 746	25 097	241 789	21 760	18 524	22 783	21 760	18 524	22 783	
2.2.1 Open account		2 116	2 243	2 908		1 944	2 023	2 660	1 944	2 023	2 660	
2.2.2 Instalment sale transactions												
2.3 Services	186 798	19 375	16 192	17 785	177 421	18 600	15 304	17 102	18 600	15 304	17 102	
2.3.1 Professional		29 653	24 101	24 886		27 136	22 401	22 243	27 136	22 401	22 243	
2.3.2 Other												
2.4 Rent	57 443	6 910	5 967	4 906	44 505	5 581	4 687	4 231	5 581	4 687	4 231	
2.5 Money lent	137 350	11 716	12 131	13 938	130 076	11 187	11 476	13 266	11 187	11 476	13 266	
2.6 Promissory notes, bills, R/D cheques, credit cards, and other acknowledgements of debt	95 678	7 784	7 606	11 038	86 064	6 926	6 770	10 024	6 926	6 770	10 024	
2.7 Other	133 960	14 706	10 712	10 969	118 251	12 602	9 471	9 748	12 602	9 471	9 748	

TABLE 2 - THE NUMBER OF CIVIL CASES RECORDED IN SELECTED MAGISTRATES OFFICES

Year or month	Cape Peninsula	Port Elizabeth	East-London	Kimberley	Pietermaritzburg	Durban	Johannesburg	East Rand	West Rand	Pretoria	Vereeniging and Vanderbijlpark	Bloemfontein
1994	159 827	40 173	16 363	8 215	31 228	90 646	130 635	57 110	29 569	94 627	18 864	21 885
1995	166 609	47 639	15 445	10 823	30 290	89 776	142 943	69 380	30 690	96 226	16 908	24 289
1995 - J	10 246	3 617	1 265	582	2 646	6 778	12 384	4 119	2 453	9 609	990	1 488
F	15 202	3 209	1 329	510	2 803	8 377	8 179	4 895	2 146	6 988	1 819	1 986
M	14 671	4 452	1 247	836	2 711	8 474	12 938	6 350	2 007	5 197	1 715	3 261
A	13 146	2 537	1 063	537	2 120	7 172	7 567	3 830	2 407	8 437	956	3 276
M	15 555	4 512	1 417	1 248	2 728	8 500	12 110	5 390	2 559	11 899	1 273	1 940
J	17 078	3 525	1 344	2 928	2 737	8 352	13 560	5 898	2 545	8 283	1 764	1 825
J	14 713	3 809	1 344	2 948	2 577	7 122	9 731	5 958	2 482	7 473	1 237	1 620
A	15 393	4 593	1 507	672	2 972	8 450	11 575	7 268	2 877	8 261	1 571	1 792
S	13 259	4 232	1 380	547	2 220	6 366	12 026	7 876	2 535	8 657	1 649	1 682
O	11 979	3 887	1 545	663	2 245	6 936	16 925	7 910	2 820	7 365	1 632	2 044
N	14 276	4 095	1 363	557	2 691	7 763	15 004	5 275	3 997	8 389	1 405	1 775
D	11 091	5 171	878	795	1 840	5 486	10 944	4 611	1 862	5 668	897	1 600
1996 - J	13 286	1 298	1 605	697	2 376	5 758	9 212	6 073	2 293	7 783	1 195	1 852
F	18 773	2 009	1 794	729	2 754	6 709	10 759	7 709	2 510	9 702	2 051	1 910
M	15 367	1 710	1 685	861	2 735	6 547	14 043	7 224	2 423	8 631	2 066	2 116
A	13 498	9 747	1 103	484	3 064	7 512	11 442	5 035	2 096	8 069	1 536	1 907
M	16 019	10 406	1 444	935	2 855	9 655	10 828	5 733	3 152	9 082	2 946	2 155

TABLE 3 - CIVIL DEFAULT AND CONSENT JUDGEMENTS FOR DEBT

Item	Business enterprises and private persons						private persons									
	1995		1996		1995		1996		1995		1996					
	May	Apr.	May	Apr.	May	Apr.	May	Apr.	May	Apr.	May					
	Number															
1. Judgements																
1.1 Total	545 056	53 035	47 318	50 017	502 215	49 359	43 682	45 358	142 928	11 243	10 323	13 005	131 499	10 165	9 333	11 815
1.1.1 Actual figures	9 643	53 338	52 249	50 457		48 861	48 872	45 055		837	613	1 131	9 086	757	558	1 071
1.1.2 Seasonally adjusted																
1.2 Goods sold																
1.2.1 Open account																
1.2.2 Instalment sale transactions																
1.3 Services																
1.3.1 Professional	92 980	8 841	8 512	8 847	90 842	8 562	8 228	8 449								
1.3.2 Other	102 429	11 870	10 011	8 682	93 991	11 167	9 357	7 858								
1.4 Rent	29 044	2 301	2 757	3 228	23 139	1 867	2 244	2 490								
1.5 Money lent	55 095	6 888	5 629	5 013	53 477	6 502	5 497	4 847								
1.6 Promissory notes, bills and other acknowledgements of debt	43 862	4 440	3 030	4 191	39 980	4 063	2 696	3 752								
1.7 Other	69 075	6 815	6 443	5 920	60 201	6 276	5 769	5 076								
	R1 000															
1. Judgements																
1.1 Total	2 987 064	310 690	300 977	272 793	2 400 613	261 285	255 624	228 427								
1.2 Goods sold																
1.2.1 Open account	308 567	34 307	32 742	27 570	216 798	21 041	22 093	20 101								
1.2.2 Instalment sale transactions	128 521	9 711	9 508	18 390	115 351	8 929	8 314	17 643								
1.3 Services																
1.3.1 Professional	98 148	10 606	8 641	9 673	86 654	9 791	8 150	8 235								
1.3.2 Other	222 129	19 593	20 870	20 379	181 312	15 466	16 411	17 367								
1.4 Rent	129 448	11 238	10 610	14 892	96 750	8 319	8 167	10 382								
1.5 Money lent	1 017 941	125 068	118 328	90 567	950 442	119 353	114 342	87 382								
1.6 Promissory notes, bills and other acknowledgements of debt	343 252	27 699	38 738	38 070	301 289	23 619	35 410	34 243								
1.7 Other	739 058	72 468	61 540	53 252	452 017	54 767	42 737	33 074								

MEI 1996 - P0041

MEER DAGVAARDINGS EN VONNISSE VIR SKULD

Gedurende die laaste drie maande tot Mei 1996 is 4,4% meer dagvaardings vir skuld en 5,4% meer siviele vonnisse vir skuld aangeteken as gedurende die vorige drie maande. Die getal siviele dagvaardings en vonnisse vir skuld vir Mei 1996 het met 0,4% en 2,1% onderskeidelik toegeneem na seisoensaanpassing vergeleke met April 1996.

'n Totale getal van 116 853 dagvaardings vir skuld was uitgereik vir Mei 1996. Van hierdie was 21,0% ten opsigte van goedere verkoop op ope rekening en 10,0% ten opsigte van geld geleen, terwyl onderskeidelik 16,6% en 25,4% ten opsigte van professionele en nie-professionele dienste was.

Die totale getal vonnisse vir skuld gedurende Mei 1996 was 53 035 en die bedrag betrokke was R310,7 miljoen. Van hierdie bedrag was R34,3 miljoen (11,0%) ten opsigte van goedere verkoop op 'n ope rekening, R125,1 miljoen (40,2%) ten opsigte van geld geleen en R27,7 miljoen (8,9%) ten opsigte van promesses, wissels, V/T-tjeks, kredietkaarte en ander skuldbewyse.