




REPUBLIEK VAN SUID-AFRIKA
REPUBLIC OF SOUTH AFRICA



SENTRALE STATISTIEKDIENS CENTRAL STATISTICAL SERVICE

Steynsarkade
Steyn's Arcade
Schoemanstraat 274
274 Schoeman Street
Privaatsak X44
Private Bag X44
PRETORIA
0001
Tel.: 3108-911 (012)
Teleks: 320450, 320523
Telex: 322418, 320175

Fax: (012) 3222769
3220463
3200919
3226325



STATISTIESE NUUSBERIG

STATISTICAL NEWS RELEASE

P0041

STREEKKANTORE REGIONAL OFFICES

DURBAN
Tel.: 305-3904

KAAPSTAD
CAPE TOWN
Tel.: 461-2098
461-6940 (021)

PORT ELIZABETH
Tel.: 52-5801/2 (041)

NELSPRUIT
Tel.: 5-2455/6 (01311)

KIMBERLEY
Tel.: 5-3965/6 (0531)

KEMPTON PARK
Tel.: 394-3420/1 (011)

PIETERSBURG
Tel.: 7-1609 (01521)

KLERKSDORP
Tel.: 24008
24324 (018)

BLOEMFONTEIN
Tel.: 477766/7 (051)
308389

Fax: (051) 478402

**STATISTIEKE VAN SIVIELE SAKKE VIR SKULD:
MEI 1989**

**STATISTICS OF CIVIL CASES FOR DEBT:
MAY 1989**

25 JULIE/JULY 1989

OPSOMMING

Die getal dagvaardings vir skuld vir die jongste drie maande tot Mei 1989 toon 'n afname van 1,0% vergeleke met die voorafgaande drie maande na seisoenaanpassing, en 'n toename van 2,6% vergeleke met die ooreenstemmende drie maande van die vorige jaar.

Die getal siviele vonnisse vir skuld vir die jongste drie maande tot Mei 1989 toon 'n afname van 1,7% vergeleke met die voorafgaande drie maande na seisoenaanpassing, en 'n toename van 5,3% vergeleke met die ooreenstemmende drie maande van die vorige jaar.

SUMMARY

The number of summonses for debt for the last three months up to May 1989 shows a decrease of 1,0% compared with the previous three months after seasonal adjustment, and an increase of 2,6% compared with the corresponding three months of the previous year.

The number of civil judgements for debt for the last three months up to May 1989 shows a decrease of 1,7% compared with the previous three months after seasonal adjustment, and an increase of 5,3% compared with the corresponding three months of the previous year.

Tydperk Period	Getal Number		Persentasieverandering Percentage change	
	Dagvaardings vir skuld Summonses for debt	Siviele vonnisse vir skuld Civil judgements for debt	Dagvaardings vir skuld Summonses for debt	Siviele vonnis- se vir skuld Civil judge- ments for debt
Werklike syfers: Actual figures:				
Mrt./Mar. 1989 - Mei/May 1989	217 340	104 480	+ 2,6	+ 5,3
Mrt./Mar. 1988 - Mei/May 1988	211 760	99 186		
Seisoensaangepaste syfers: Seasonally adjusted figures:				
Mrt./Mar. 1989 - Mei/May 1989	217 027	105 003	- 1,0	- 1,7
Des./Dec. 1988 - Feb. 1989	219 221	106 866		

OPMERKINGS

Die gegewens het betrekking op alle siviele sake vir skuld deur Landdroskantore aange-teken.

Behalwe in geval van sake aangeteken, het alle ander inligting betrekking op skuldsake; m.a.w. eise vir skadevergoeding, uitsettingsbevele en ander nie-skuldsake is uitgesluit.

Vonnisse by verstek en toestemming het slegs betrekking op onverdedigde skuldsake.

NOTES

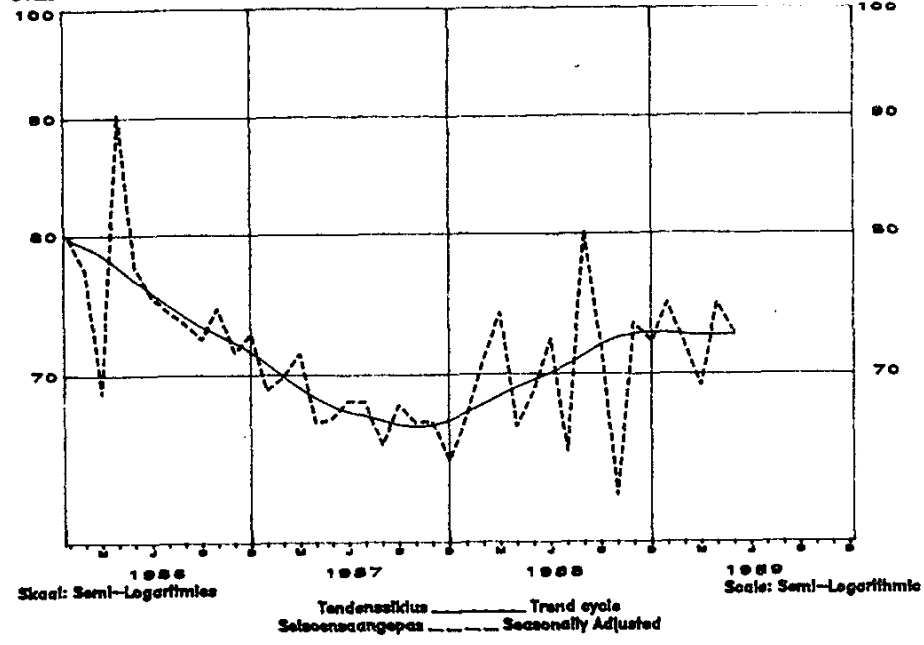
The particulars refer to all civil cases for debt recorded by Magistrate's Offices.

Except for cases recorded, all other information relates to debt cases only; i.e. claims for damages, ejectment orders and other non-debt cases are excluded.

Default and consent judgements relate to judgements given in respect of undefended debt cases only.

R.H. van Zinder
HOOF: SENTRALE STATISTIEKDIENS
HEAD: CENTRAL STATISTICAL SERVICE

SIVIELE DAGVAARDINGS UITGERREK - GETAL CIVIL SUMMONSES ISSUED - NUMBER
DUISEND TROUBAND



SIVIELE VONNISSE VIR SKULD - GETAL CIVIL JUDGEMENTS FOR DEBT - NUMBER
DUISEND TROUBAND

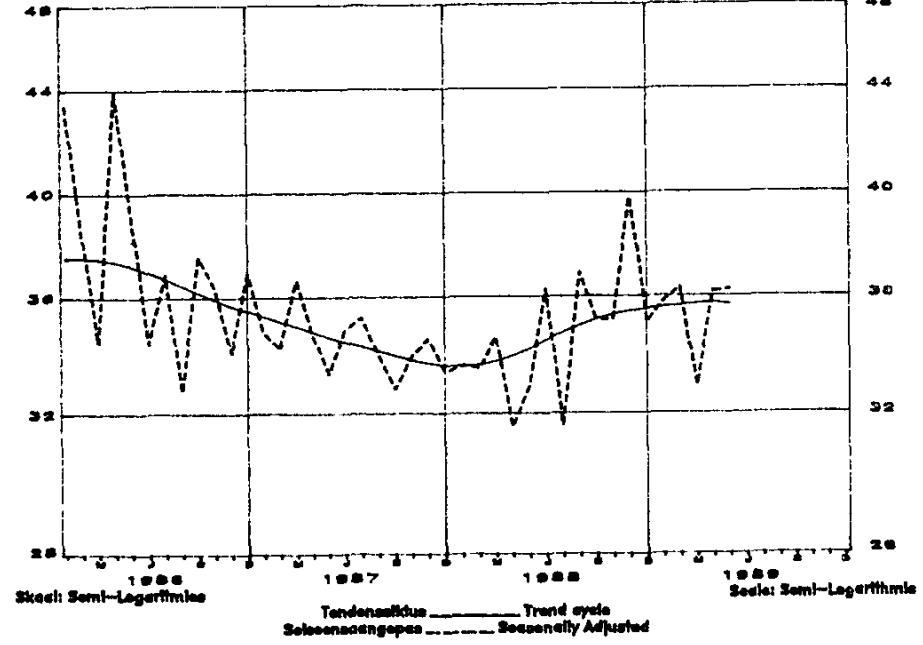


TABLE 1 - GOTAL SIVIELE SAKE AANGETEKEN EN DAG-
VAARDINGS VIR SKULD UITGEREIK

TABLE 1 - NUMBER OF CIVIL CASES RECORDED AND SUM-
MONSES FOR DEBT ISSUED

Item	Sake-ondernemings en private persone Business enterprises and private persons						Private persone Private persons						Item
	1989			1988			1989			1988			
	Mei	Apr.	May	Mei	Apr.	May	Mei	Apr.	May	Mei	Apr.	May	
1. Sake aangetekene vir skuld	933	662	76 754	75 219	75 435	844 599	69 882	68 609	68 040	68 120	68 120	68 120	1.1 Actual figures
1.1 Werklike syfers	933	662	76 754	75 219	75 435	844 599	69 882	68 609	68 040	68 120	68 120	68 120	1.1 Actual figures
1.2 Seisoensaangepas	77	067	77 067	81 528*	75 430	75 430	70 243	75 168*	68 120	68 120	68 120	68 120	1.2 Seasonally adjusted
2. Siviele dagvaardings vir skuld	845	791	71 499	68 848	67 753	765 200	65 173	62 717	60 918	61 916	61 916	61 916	2.1 Total
2.1 Totaal	845	791	71 499	68 848	67 753	765 200	65 173	62 717	60 918	61 916	61 916	61 916	2.1 Total
2.1.1 Werklike syfers	845	791	71 499	68 848	67 753	765 200	65 173	62 717	60 918	61 916	61 916	61 916	2.1.1 Actual figures
2.1.2 Seisoensaangepas	72	858	72 858	74 986*	68 815	68 815	66 525	69 171*	61 916	61 916	61 916	61 916	2.1.2 Seasonally adjusted
2.2 Goedere verkoop	296	802	22 372	22 647	24 294*	266 047	20 276	20 280	21 739*	21 739*	21 739*	21 739*	2.2 Goods sold
2.2.1 Ope rekening	296	802	22 372	22 647	24 294*	266 047	20 276	20 280	21 739*	21 739*	21 739*	21 739*	2.2.1 Open account
2.2.2 Afbetalingsverkoop-transaksies	18	457	1 334	1 501	1 765*	17 379	1 263	1 430	1 670*	1 670*	1 670*	1 670*	2.2.2 Instalment sale transactions
2.3 Dienste	154	821	14 815	13 734	12 864	148 175	14 424	13 176	12 284	12 284	12 284	12 284	2.3 Services
2.3.1 Professionele	154	821	14 815	13 734	12 864	148 175	14 424	13 176	12 284	12 284	12 284	12 284	2.3.1 Professional
2.3.2 Ander	126	052	11 286	11 408	9 364	109 897	9 660	9 983	8 153	8 153	8 153	8 153	2.3.2 Other
2.4 Huur	49	681	3 626	2 599	4 325	44 913	3 366	2 342	3 822	3 822	3 822	3 822	2.4 Rent
2.5 Geld geleen	54	253	5 982	5 184	3 935	49 802	5 735	4 911	3 540	3 540	3 540	3 540	2.5 Money lent
2.6 Promesses, wissels V/T-tjeks, krediet-kaarte en ander skuldbewyse	50	521	4 996	4 736	4 664	42 572	4 452	4 151	3 777	3 777	3 777	3 777	2.6 Promissory notes, bills, R/D cheques, credit cards and other acknowledgements of debt
2.7 Ander	95	204	7 088	7 039	6 542	86 415	5 997	6 444	5 933	5 933	5 933	5 933	2.7 Other

* Hersien - Revised

TABLE 2 - SIVIELE VONNISSE VIR SKULD BY VERSTEK EN TOESTERFING

TABLE 2 - CIVIL DEFAULT AND CONSENT JUDGEMENTS FOR DEBT

Item	Sake-ondernemings en private persone Business enterprises and private persons				Private persone Private persons				Item	
	1988		1989		1988		1989			
	Mei May	Apr. Apr.	Mei May	Apr. Apr.	Mei May	Apr. Apr.	Mei May	Apr. Apr.		
1.1.1	415 409	35 303	33 764	32 358	384 976	32 792	31 884	29 864	1.1.1	Actual figures
1.1.2	162 219	13 024	12 840	12 096	150 241	12 227	12 065	11 148	1.1.2	Seasonally adjusted
1.2	6 996	589	587	832	8 819	569	573	822	1.2	Goods sold
1.2.1									1.2.1	Open account
1.2.2									1.2.2	Instalment sale transactions
1.3	69 186	5 978	6 138	5 482	68 222	5 886	6 105	5 370	1.3	Services
1.3.1	52 666	4 788	4 911	4 163	47 067	4 320	4 496	3 750	1.3.1	Professional
1.3.2	21 603	1 360	1 360	1 512	20 185	1 262	1 261	1 417	1.3.2	Other
1.4	32 904	3 769	3 026	2 675	31 946	3 565	2 958	2 582	1.4	Rent
1.5	29 089	2 623	2 421	2 073	24 940	2 365	2 178	1 805	1.5	Money lent
1.6									1.6	Promissory notes, R/D cheques, etc.
1.7	38 746	3 172	2 481	3 525	33 556	2 598	2 248	2 970	1.7	Other
Getal - Number										
1.1	855 593	88 134	74 232	68 799	733 337	79 183	67 675	59 279	1.1	Judgements Total
1.2	142 166	13 960	11 167	11 572	110 349	11 501	8 673	8 197	1.2	Goods sold
1.2.1	95 491	5 850	5 714	8 880	93 307	5 690	5 463	8 866	1.2.1	Open account
1.2.2									1.2.2	Instalment sale transactions
1.3	24 367	2 498	2 347	1 767	23 116	2 404	2 316	1 674	1.3	Services
1.3.1	42 441	4 717	4 480	3 482	33 598	3 998	3 714	2 818	1.3.1	Professional
1.3.2									1.3.2	Other
1.4	30 769	2 493	2 823	1 784	26 180	1 942	2 415	1 510	1.4	Rent
1.5	269 070	38 379	30 307	21 606	256 853	37 364	29 727	19 884	1.5	Money lent
1.6	103 679	9 144	8 961	6 925	79 266	8 386	7 946	6 280	1.6	Promissory notes, R/D cheques, etc.
1.7	147 614	11 093	8 433	12 784	110 670	7 898	7 421	10 051	1.7	Other

RI 000

* Hersien - Revised