

DIE BIBLIOTEK / THE LIBRARY
SENTRALE STATISTIEKDIENS
CENTRAL STATISTICAL SERVICE
PRIVATE SAK / PRIVATE BAG X 44
0001 PRETORIA



REPUBLIC OF SOUTH AFRICA

**Statistics of civil cases
for debt
March 1996**



Statistical release P0041

Co-operation between the Central Statistical Service and the residents of the RSA, the private sector and the government institutions is essential for a successful statistical system in the RSA. Without this continued co-operation and goodwill, the timely release of relevant and reliable official statistics will not be possible.

The CSS publishes approximately five hundred different releases per year. In the light of expenditure restraints in government, it is no longer economically viable to produce them in more than one of the eleven official languages in South Africa. Since the releases are also extensively used by the international economic and social-scientific communities, from 1996 CSS releases will be published in English.

**Embargo: 08:00
Date: 27 May 1996**

Published by the
Central Statistical Service
Private Bag X44
PRETORIA
0001
Tel. (012) 310-8911

The CSS has copyright on this information. You are, however, free to apply it as you wish provided that you acknowledge the CSS as the source of the basic data wherever you process, apply, utilise, publish or distribute the data; and also that you specify that the relevant application and analyses (where applicable) result from your own processing of the data.

CSS Library Cataloguing-in-Publication (CIP) Data

Statistics of civil cases for debt / Central Statistical Service. - 1996-
Pretoria: Central Statistical Service, 1996-
p. ; 30 cm. (Statistical release; P0041)
Series formerly available as: Statistiese nuusberig =
Statistical news release; P0041 and P13.2 and
Statistiese vrystelling = Statistical release; P0041
Title continues in English only
Monthly
1. Debts, public. I. South Africa. Central Statistical Service. II. Title. III. Series.
(LCSH 11)

A complete set of CSS publications is available at the **CSS Library** and the following libraries:

State Library, Pretoria
Library of Parliament, Cape Town
South African Library, Cape Town
Bloemfontein Public Library
Natal Society Library, Pietermaritzburg
Johannesburg Public Library

FEMER SUMMONSES AND JUDGEMENTS FOR DEBT DURING MARCH 1996

During the first quarter of 1996 2,4% less summonses for debt and 4,0% less judgements for debt were recorded. The number of civil summonses and judgements for debt for March 1996 decreased by 12,0% and 8,2% respectively after seasonal adjustment compared with February 1996.

5 087 fewer cases (-4,7%) were recorded during March 1996 than the previous month. The largest decrease was recorded in the Cape Peninsula where 3 406 fewer cases were recorded, followed by Pretoria (-1 071 cases) and East Rand (-485 cases).

A total of 102 069 summonses for debt were issued in March 1996. Of these, 21,7% were in respect of goods sold on open account and 12,6% in respect of money lent, while 17,0% and 21,7% were in respect of professional and non-professional services respectively.

The total number of judgements for debt was 46 246 in March 1996, which involved R266,3 million. Of this amount, R28,7 million (10,8%) was in respect of goods sold on open account, R111,7 million (41,9%) in respect of money lent while R27,7 million (10,4%) was in respect of promissory notes, bills, R/D cheques, credit cards and other acknowledgements of debt.

P0041

Period	Number		Percentage change	
	Summonses for debt	Civil judgements for debt	Summonses for debt	Civil judgements for debt
Actual figures:				
Jan. 1996 - Mar. 1996	292 874	134 005	+5,7	+3,8
Jan. 1995 - Mar. 1995	277 184	129 294		
Seasonally adjusted figures:				
Jan. 1996 - Mar. 1996	294 425	137 880	-2,4	-4,0
Oct. 1995 - Dec. 1995	301 685	143 607		

NOTES

The particulars refer to all civil cases for debt recorded by Magistrate's Offices.

Except for cases recorded, all other information relates to debt cases only; i.e. claims for damages, ejection orders and other non-debt cases are excluded.


Default and consent judgements relate to judgements given in respect of undefended debt cases only.

COMPARABILITY

The jurisdiction limit for civil cases handled by magistrate offices (R20 000 for liquid assets and R50 000 for non liquid assets) was increased to R100 000 as from 1 May 1995. A comparison with the period prior to May 1995 must thus be handled with circumspection.

SMALL CLAIMS COURTS

Statistics in respect of small claims courts are furnished annually.


pp
Dr F M Orkin
Head: Central Statistical Service

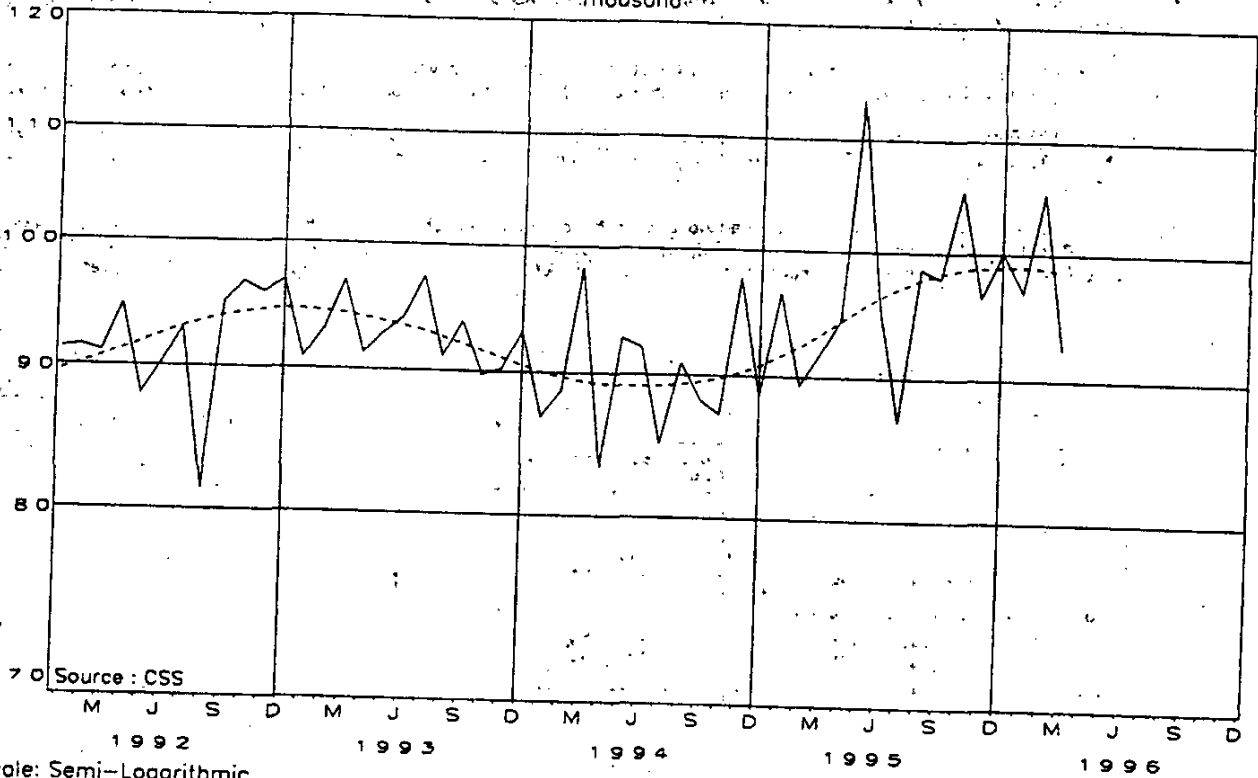
ENQUIRIES:

Tel. (012) 310-8095/310-8040
(012) 310-8351/310-8390
(012) 310-8109 (technical enquiries)
Private Bag X44, Pretoria, 0001
Fax: 310-8500 310-8501

BLOEMFONTEIN (051) 447-7767	KEMPTON PARK (011) 394-3420/1	NELSPRUIT (01311) 52455/6
DURBAN (031) 305-3904	KIMBERLEY (0531) 33965	PIETERSBURG (0152) 295-7521
CAPE TOWN (021) 23-1040	KLERKSDORP (018) 462-4008	PORT ELIZABETH (041) 52-3801/2
BISHO (0401) 99-2457	UMTATA (0471) 305-2038	

CIVIL SUMMONSES ISSUED - NUMBER

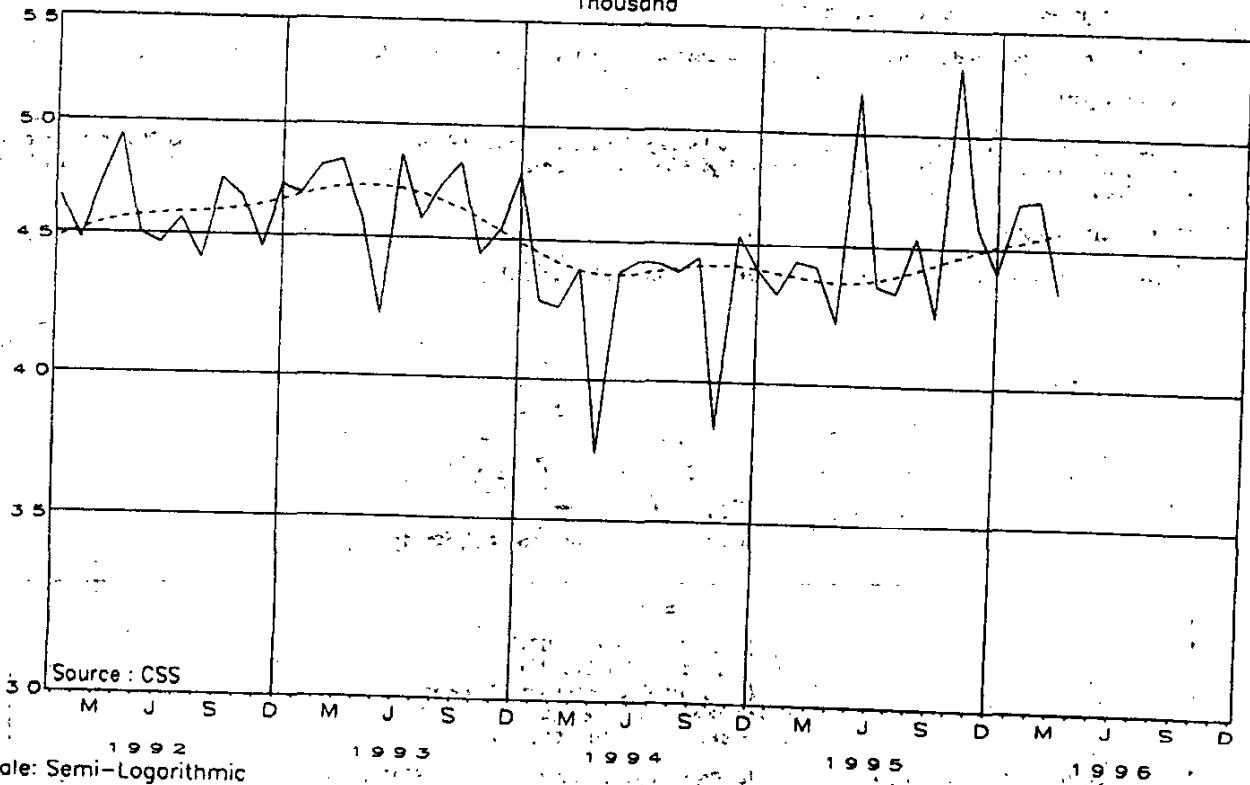
Thousand



Seasonally adjusted ———
Trend cycle - - - -

CIVIL JUDGEMENTS FOR DEBT - NUMBER

Thousand



Seasonally adjusted ———
Trend cycle - - - -

TABLE 3 - CIVIL DEFAULT AND CONSENT JUDGEMENTS FOR DEBT

Item	Business enterprises and private persons						Private persons		
	1996		1996		1995		1996		1995
	Mar.	Feb.	Mar.	Feb.	Mar.	Mar.	Feb.	Mar.	
	Number								
1. Judgements									
1.1 Total	545 056	46 246	47 219	47 543	502 215	42 783	43 935	43 385	
1.1.1 Actual figures	43 418	47 294	44 322			40 351	44 014	40 596	
1.1.2 Seasonally adjusted									
1.2 Goods sold	142 928	10 579	11 837	13 723	131 499	9 654	10 818	12 797	
1.2.1 Open account	9 643	586	575	863	9 086	538	540	801	
1.2.2 Instalment sale transactions									
1.3 Services	92 980	7 723	7 427	8 013	90 842	7 514	7 247	7 863	
1.3.1 Professional	102 429	9 135	8 645	7 962	93 991	8 556	7 987	7 096	
1.3.2 Other									
1.4 Rent	29 044	2 529	2 705	2 348	23 139	2 001	2 282	1 783	
1.5 Money lent	55 095	5 719	5 892	4 379	53 477	5 542	5 709	4 243	
1.5.1 Promissory notes, bills and other acknowledgements	43 862	3 621	3 808	3 685	39 980	3 272	3 512	3 323	
1.5.2 Cheques, credit cards and other acknowledgements of debt									
1.7 Other	69 075	6 354	6 330	6 570	60 201	5 706	5 840	5 479	
	R1 000								
1. Judgements									
1.1 Total	2 987 064	266 382	266 250	257 819	2 400 613	224 838	223 655	203 741	
1.2 Goods sold	308 567	28 730	29 965	23 809	216 798	18 312	20 481	18 925	
1.2.1 Open account	128 521	9 755	8 468	9 012	115 351	9 081	7 786	7 603	
1.2.2 Instalment sale transactions									
1.3 Services	98 148	8 186	8 182	9 952	86 654	7 431	7 470	9 531	
1.3.1 Professional	222 129	16 833	18 153	14 870	181 312	13 092	13 709	11 089	
1.3.2 Other									
1.4 Rent	129 448	12 982	12 523	9 066	96 750	10 185	9 134	6 452	
1.5 Money lent	1 017 941	111 712	112 154	76 394	950 442	105 602	105 072	73 117	
1.5.1 Promissory notes, bills and other acknowledgements	343 252	27 738	25 902	38 785	301 289	23 959	23 234	36 361	
1.5.2 Cheques, credit cards and other acknowledgements of debt									
1.7 Other	739 058	50 446	50 903	75 931	452 017	37 176	36 769	40 663	

TABLE 1 - NUMBER OF CIVIL CASES RECORDED AND SUMMONSES FOR DEBT ISSUED

Item	Business enterprises and private persons						Private persons									
	1995		1996		1995		1996		1995		1996					
	Mar.	Feb.	Mar.	Feb.	Mar.	Feb.	Mar.	Feb.	Mar.	Feb.	Mar.					
1. Cases recorded	1 206	468	105	216	110	303	106	125	1 078	110	94	113	98	863	95	638
1.1 Actual figures			96	315	108	443	96	603			86	236	96	814	87	233
1.2 Seasonally adjusted																
2. Civil summonses for debt	1 165	376	102	069	106	074	101	814	1 044	114	91	330	95	418	91	983
2.1 Total			92	481	105	069	91	818			83	234	95	459	83	429
2.1.1 Actual figures																
2.1.2 Seasonally adjusted																
2.2 Goods sold	270	161	22	151	22	583	24	602	241	789	19	386	19	950	22	195
2.2.1 Open account			2	467	1	985	2	803	26	179	2	096	1	683	2	571
2.2.2 Instalment sale transactions																
2.3 Services	186	798	17	383	15	791	16	990	177	421	16	520	14	730	16	036
2.3.1 Professional	255	337	22	178	26	743	21	560	219	829	19	547	24	525	19	038
2.3.2 Other																
2.4 Rent	57	443	5	472	6	406	5	445	44	505	4	123	4	972	4	368
2.5 Money lent	137	350	12	814	12	462	9	975	130	076	12	210	11	820	9	418
2.6 Promissory notes, bills, R/D cheques, credit cards and other acknowledgements of debt	95	678	7	943	7	987	7	938	86	064	7	160	6	991	7	250
2.7 Other	133	960	11	661	12	117	12	501	118	251	10	288	10	747	11	107

TABLE 2 - THE NUMBER OF CIVIL CASES RECORDED IN SELECTED MAGISTRATES OFFICES

Year or month	Cape Peninsula	Port Elizabeth	East-London	Kimberley	Pietermaritzburg	Durban	Johannesburg	East Rand	West Rand	Pretoria	Vereeniging and Vanderbijlpark	Bloemfontein
1994	159 827	40 173	16 363	8 215	31 228	90 646	130 635	57 110	29 569	94 627	18 864	21 885
1995	166 609	47 639	15 445	10 823	30 290	89 776	142 943	69 380	30 690	96 226	16 908	24 289
1995 - J	10 246	3 617	1 265	582	2 646	6 778	12 384	4 119	2 453	9 609	990	1 488
F	15 202	3 209	1 329	510	2 803	8 377	8 179	4 895	2 146	6 988	1 819	1 986
M	14 671	4 452	1 247	836	2 711	8 474	12 938	6 350	2 007	5 197	1 715	3 261
A	13 146	2 537	1 063	537	2 120	7 172	7 567	3 830	2 407	8 437	956	3 276
M	15 555	4 512	1 417	1 248	2 728	8 500	12 110	5 390	2 559	11 899	1 273	1 940
J	17 078	3 525	1 344	2 928	2 737	8 352	13 560	5 898	2 545	8 283	1 764	1 825
J	14 713	3 809	1 107	948	2 577	7 122	9 731	5 958	2 482	7 473	1 237	1 620
A	15 393	4 593	1 507	672	2 972	8 450	11 575	7 268	2 877	8 261	1 571	1 792
S	13 259	4 232	1 380	547	2 220	6 366	12 026	7 876	2 535	8 657	1 649	1 682
O	11 979	3 887	1 545	663	2 245	6 936	16 925	7 910	2 820	7 365	1 632	2 044
N	14 276	4 095	1 363	557	2 691	7 763	15 004	5 275	3 997	8 389	1 405	1 775
D	11 091	5 171	878	795	1 840	5 486	10 944	4 611	1 862	5 668	897	1 600
1996 - J	13 286	1 298	1 605	697	2 376	5 758	9 212	6 073	2 293	7 783	1 195	1 852
F	18 773	2 009	1 794	729	2 754	6 709	10 759	7 709	2 510	9 702	2 051	1 910
M	15 367	1 710	1 685	861	2 735	6 547	14 043	7 224	2 423	8 631	2 066	2 116