




REPUBLIEK VAN SUID-AFRIKA  
REPUBLIC OF SOUTH AFRICA



2

# SENTRALE STATISTIEKDIENS CENTRAL STATISTICAL SERVICE

STATISTIESE NUUSBERIG

STATISTICAL NEWS RELEASE

Steynsarkade  
Steyn's Arcade  
Schoemanstraat 274  
274 Schoeman Street  
Privaatsak X44  
Private Bag  
PRETORIA  
0001  
Tel.: 3108-911 (012)  
Teleks: 320450, 320523  
Telex: 322418, 320173

Fax: (012) 3222769  
3220463  
3200919  
3226325



P0041

## STREEKKANTORE REGIONAL OFFICES

DURBAN  
Tel.: 305-3904  
KAAPSTAD  
CAPE TOWN  
Tel.: 461-2098  
461-6940 (021)  
PORT ELIZABETH  
Tel.: 52-3801/2 (041)  
NELSPRUIT  
Tel.: 5-2455/6 (01311)  
KIMBERLEY  
Tel.: 3-3965/6 (0531)  
KEMPTON PARK  
Tel.: 394-3420/1 (011)  
PIETERSBURG  
Tel.: 7-1609 (01521)  
KLERKSDORP  
Tel.: 24008  
24324 (018)  
BLOEMFONTEIN  
Tel.: 4777667 (051)  
308389  
Fax: (051) 478402

STATISTIEKE VAN SIVIELE SAKE VIR SKULD:  
MAART 1989

STATISTICS OF CIVIL CASES FOR DEBT:  
MARCH 1989

25 MEI/MAY 1989

## OPSOMMING

Die getal dagvaardings vir skuld vir die jongste drie maande tot Maart 1989 toon 'n toename van 3,2% vergeleke met die voorafgaande drie maande na seisoensaanspassing, en 'n toename van 1,3% vergeleke met die ooreenstemmende drie maande van die vorige jaar.

Die getal siviele vonnisse vir skuld vir die jongste drie maande tot Maart 1989 toon 'n afname van 4,4% vergeleke met die voorafgaande drie maande na seisoensaanspassing, en 'n toename van 2,9% vergeleke met die ooreenstemmende drie maande van die vorige jaar.

## SUMMARY

The number of summonses for debt for the last three months up to March 1989 shows an increase of 3,2% compared with the previous three months after seasonal adjustment, and an increase of 1,3% compared with the corresponding three months of the previous year.

The number of civil judgements for debt for the last three months up to March 1989 shows a decrease of 4,4% compared with the previous three months after seasonal adjustment, and an increase of 2,9% compared with the corresponding three months of the previous year.

Tydperk Period	Getal Number		Persentasieverandering Percentage change	
	Dagvaardings vir skuld Summonses for debt	Siviele vonnisse vir skuld Civil judgements for debt	Dagvaardings vir skuld Summonses for debt	Siviele vonnis- se vir skuld Civil judge- ments for debt
<b>Werklike syfers: Actual figures:</b>				
Jan. 1989 - Mrt. 1989	220 163	102 674	+ 1,3	+ 2,9
Jan. 1988 - Mrt. 1988	217 320	99 747		
<b>Seisoensaangepaste syfers: Seasonally adjusted figures:</b>				
Jan. 1989 - Mrt. 1989	215 325	104 850	+ 3,2	- 4,4
Okt./Oct. 1988 - Des./Dec. 1988	208 687	109 638		

## OPMERKINGS

Die gegewens het betrekking op alle siviele sake vir skuld deur Landroskantore aange-teken.

Behalwe in geval van sake aangeteken, het alle ander inligting betrekking op skuldsake; m.a.w. eise vir skadevergoeding, uitsettingsbevele en ander nie-skuldsake is uitgesluit.

Vonnisse by verstek en toestemming het slegs betrekking op onverdedigde skuldsake.

## NOTES

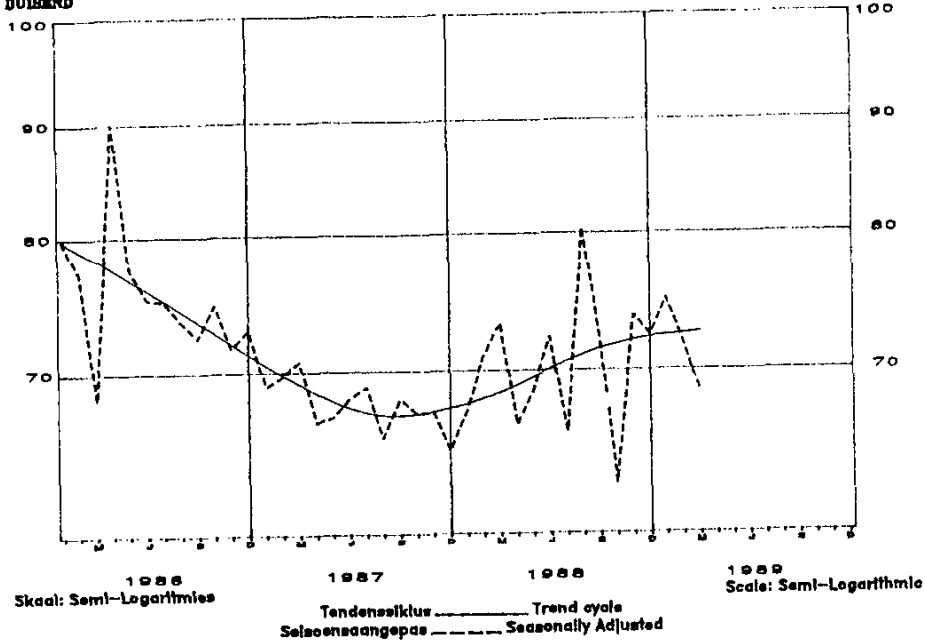
The particulars refer to all civil cases for debt recorded by Magistrate's Offices.

Except for cases recorded, all other information relates to debt cases only; i.e. claims for damages, ejectment orders and other non-debt cases are excluded.

Default and consent judgements relate to judgements given in respect of unattended debt cases only.

HOOF: SENTRALE STATISTIEKDIENS  
HEAD: CENTRAL STATISTICAL SERVICE

**SIVIELE DAGVAARDINGS UITGEREIK - GETAL**      **CIVIL SUMMONSES ISSUED - NUMBER**  
**DUISEND**      **THOUSAND**



**SIVIELE VONNISSE VIR SKULD - GETAL**      **CIVIL JUDGEMENTS FOR DEBT - NUMBER**  
**DUISEND**      **THOUSAND**

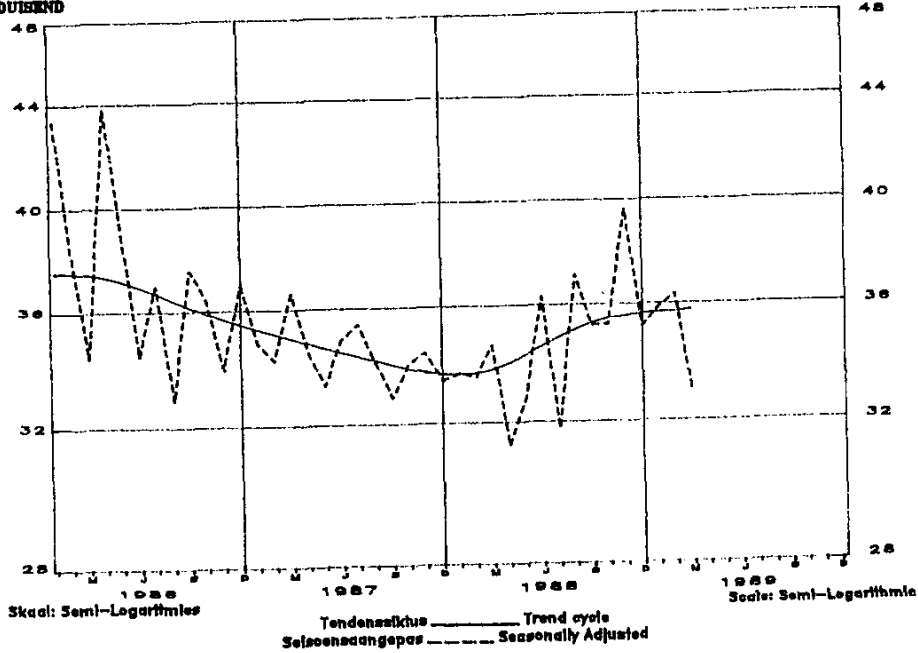


TABLE 1 - GETAL SIVIELE SAKKE AANGETREKEN EN DAG-  
VAARDINGS VIR SKULD UITGEREIK

TABLE 1 - NUMBER OF CIVIL CASES RECORDED AND SUH-  
MONSES FOR DEBT ISSUED

Item	Sake-ondernemings en private persone Business enterprises and private persons				Private persone Private persons				Item	
	1988		1989		1988		1989			
	Maart March	Februarie February	Maart March	Februarie February	Maart March	Februarie February	Maart March	Februarie February		
1. Sake aangeteiken 1.1 Werklike syfers 1.2 Seisoensaangefas	933 662	83 315 73 704	82 199 78 509*	87 793 77 865	844 599	76 094 68 731	75 573 72 135*	76 074 69 297	1.1 1.2	Cases recorded Actual figures Seasonally adjusted
2. Siviele dagvaardings vir skuld	845 791	76 993 68 300	76 659 71 918*	82 600 73 385	765 200	70 157 63 005	70 497 65 832*	73 863 66 355	2.1 2.1.1 2.1.2	Civil summonses for debt Total Actual figures Seasonally adjusted
2.2 Goedere verkoop 2.2.1 Ope rekening 2.2.2 Afbetalingsverkoop- transaksies	296 802 18 457	26 401 1 430	25 052 1 733	29 509 1 837	266 047 17 379	23 789 1 341	22 771 1 636	26 166 1 711	2.2 2.2.1 2.2.2	Goods sold Open account Instalment sale transactions
2.3 Dienste 2.3.1 Professionele 2.3.2 Ander	154 821 126 052	14 436 12 687	14 108 12 818	14 029 11 395	148 175 109 697	14 002 11 000	13 721 11 505	13 244 9 642	2.3 2.3.1 2.3.2	Services Professional Other
2.4 Huur 2.5 Geld geleen 2.6 Promesses, wissels v/r-tjeks, krediet- kaarte en ander skuldbewyse	49 681 54 253 50 521	2 922 5 141 5 024	4 112 5 114 5 110	5 004 5 507 5 050	44 913 49 802 42 572	2 696 4 753 4 349	3 834 4 785 4 448	4 349 4 968 4 254	2.4 2.5 2.6	Rent Money lent Promissory notes, bills, R/D cheques, credit cards and other acknowledgements of debt
2.7 Ander	95 204	8 952	8 612	10 269	86 415	8 227	7 797	9 327	2.7	Other

\* Herdier - Revised

TABLE 2 - CIVIL DEFAULT AND CONSENT JUDGEMENTS FOR DEBT

Item	Sake-ondernemings en Private persone Business enterprises and Private persons				Private persone Private persons				Item
	1988		1989		1988		1989		
	Maart March	Februarie February	Maart March	Februarie February	Maart March	Februarie February	Maart March	Februarie February	
<b>1. Vonnisse</b>	<b>Total - Number</b>								<b>Judgements</b>
1.1 Totaal	415 409	35 413	36 204	37 096	1364 976	32 807	33 667	34 063	1.1 Total
1.1.1 Werklike syfers		32 858	36 234*	34 482		30 446	33 675*	28 985	1.1.1 Actual figures
1.1.2 Seisoenaangepas									1.1.2 Seasonally adjusted
1.2 Goedere verkoop	162 219	13 505	13 553	14 374	150 241	12 527	12 668	13 163	1.2 Goods sold
1.2.1 Ope rekenings	8 996	604	628	823	8 819	551	618	803	1.2.1 Open account
1.2.2 Afbetalingsverkoop-transaksies									1.2.2 Instalment sale transactions
1.3 Dienste	69 186	5 625	6 041	6 015	68 222	5 533	5 947	5 906	1.3 Services
1.3.1 Professionele	52 666	4 874	4 512	5 105	47 067	4 325	4 055	4 494	1.3.1 Professional
1.3.2 Ander	16 520	751	1 529	910	21 155	1 208	1 892	1 412	1.3.2 Other
1.4 Huur	21 603	1 753	2 617	1 706	20 185	1 595	2 543	1 578	1.4 Rent
1.5 Geld geleen	32 904	3 540	3 206	2 707	31 948	3 447	3 125	2 637	1.5 Money lent
1.6 Promesses, V/T-tjeks, ens.	29 029	2 295	2 439	2 726	24 540	1 994	2 197	2 338	1.6 Promissory notes, R/D cheques, etc.
1.7 Ander	38 746	3 217	3 208	3 640	33 556	2 795	2 714	3 144	1.7 Other
<b>R1 000</b>									
<b>1. Vonnisse</b>	<b>Total - Number</b>								<b>Judgements</b>
1.1 Totaal	855 593	77 868	79 278	70 230	733 337	69 283	70 887	60 150	1.1 Total
1.2 Goedere verkoop	142 166	11 612	10 505	12 549	110 349	8 979	9 071	9 356	1.2 Goods sold
1.2.1 Ope rekening	95 491	5 661	6 356	8 821	93 307	5 486	5 268	6 300	1.2.1 Open account
1.2.2 Afbetalingsverkoop-transaksies									1.2.2 Instalment sale transactions
1.3 Dienste	24 367	2 053	2 157	1 891	23 116	1 871	2 046	1 790	1.3 Services
1.3.1 Professionele	42 441	4 197	3 751	4 110	33 598	3 323	3 037	3 152	1.3.1 Professional
1.3.2 Ander	18 076	1 856	1 406	1 781	19 518	1 548	1 709	1 638	1.3.2 Other
1.4 Huur	30 769	3 434	3 600	2 533	26 180	2 820	2 555	2 673	1.4 Rent
1.5 Geld geleen	269 070	32 143	32 851	20 807	256 853	31 636	31 152	19 829	1.5 Money lent
1.6 Promesses, V/T-tjeks, ens.	103 675	7 565	8 858	9 105	79 266	6 378	8 275	7 869	1.6 Promissory notes, R/D cheques, etc.
1.7 Ander	147 614	11 183	12 051	10 516	110 670	6 750	9 450	7 605	1.7 Other

\* Versien - Revised