



LIBRARY COPY

PRETORIA  
30 JUNIE 1986

Republiek van Suid-Afrika  
Republic of South Africa

PRETORIA  
30 JUNE 1986

SENTRALE STATISTIEKDIENS  
CENTRAL STATISTICAL SERVICES  
**1986-07-02**  
BIBLIOTEK/LIBRARY  
PRETORIA 0001

P.13.2

STATISTIEKE VAN SIVIELE SAKE VIR SKULD: MAART 1986  
STATISTICS OF CIVIL CASES FOR DEBT: MARCH 1986

1. OPSOMMING

Die oënskynlike daling in die getal sake aangeteken, getal dagvaardings uitgereik en die getal vonnisse vir Maart 1986, vergeleke met dié vir Maart 1985, is grootliks te wyte aan die feit dat die Paasweek gedurende 1986 in Maart voorgekom het en nie in April soos wat die geval in 1985 was nie.

Die gemiddelde bedrag per vonnis vir Maart 1986 het met 43,6% toegeneem, vergeleke met Maart 1985. Hierdie toename is hoofsaaklik te wyte aan aansienlike toenames in die gemiddelde bedrag per vonnis ten opsigte van afbetalingsverkooporeenkomste (70,5%), ander dienste (40,1%), geld geleen (102,2%) en promesses (69,5%).

2. OPMERKINGS

Behalwe in geval van sake aangeteken, het alle ander inligting betrekking op skuld-sake; m.a.w. eise vir skadevergoeding, uitsettingsbevele en ander nie-skuldsake is uitgesluit.

Vonnisse by verstek en toestemming het slegs betrekking op onverdedigde skuld-sake.

1. SUMMARY

The apparent decrease in the number of cases recorded, number of summonses issued and the number of judgements for March 1986, compared with March 1985, is mainly due to the fact that during 1986 the Easter weekend occurred in March and not in April as was the case in 1985.

The average amount per judgement for March 1986 increased by 43,6%, compared with March 1985. This increase is mainly due to substantial increases in the average amount per judgement in respect of instalment sale agreements (70,5%), other services (40,1%), money lent (102,2%) and promissory notes (69,5%).

2. NOTES

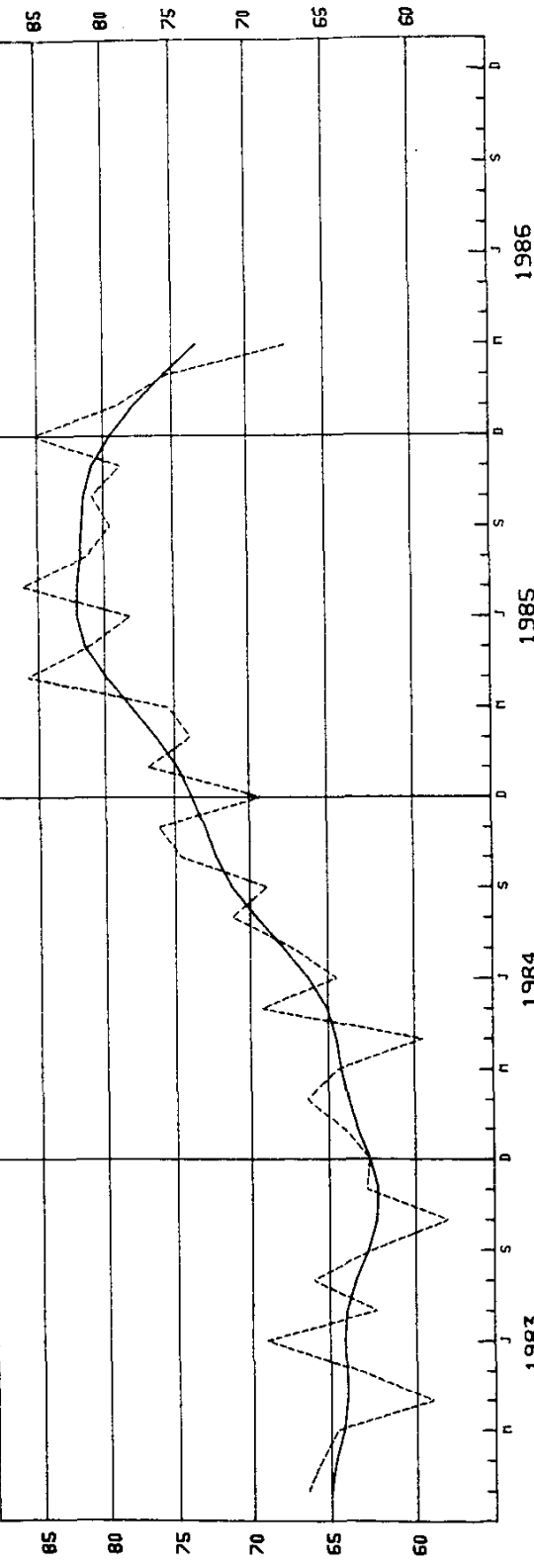
Except for cases recorded, all other information relates to debt cases only; i.e. claims for damages, ejection orders and other non-debt cases are excluded.

Default and consent judgements relate to judgements given in respect of undefended debt cases only.

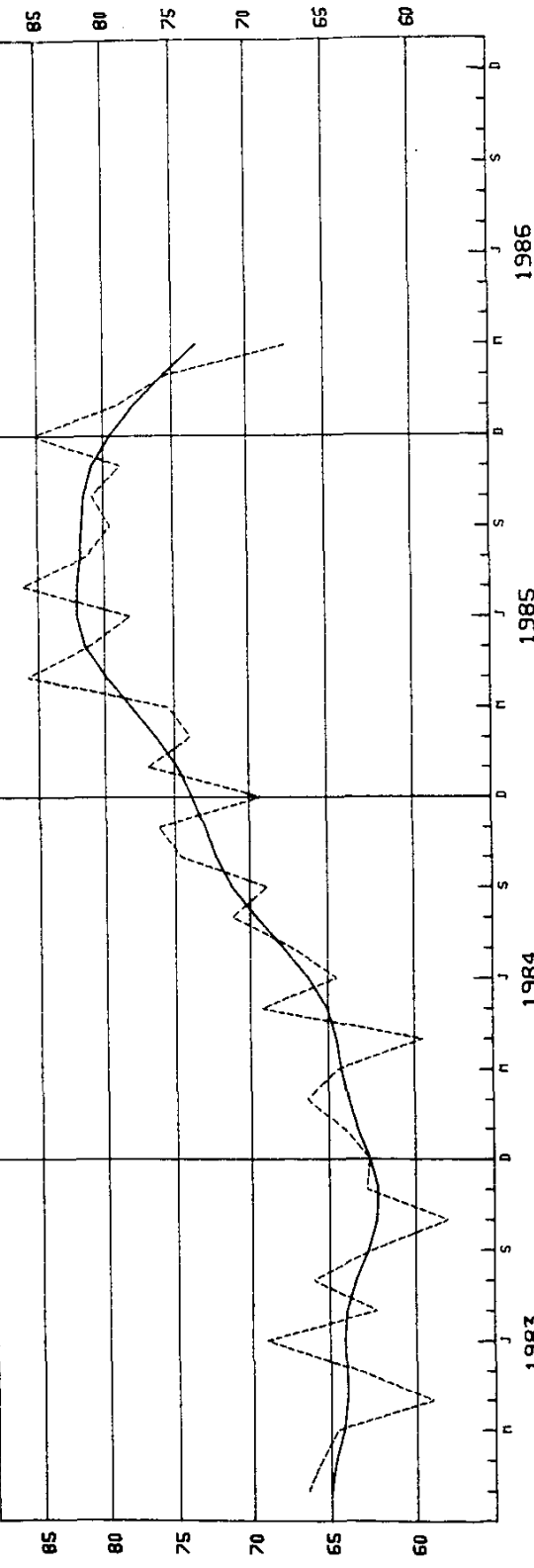
Tydperk Period	Getal dagvaardings vir skuld Number of summonses for debt	Getal siviele vonnisse vir skuld Number of civil judgements for debt	Persentasieverandering van: Percentage change of:	
			Dagvaardings vir skuld Summonses for debt	Siviele vonnisse vir skuld Civil judgements for debt
<b>Werklike syfers:</b> Actual figures:				
Jan. 1986 - Mrt./Mar. 1986	228 611	112 537		
Jan. 1985 - Mrt./Mar. 1985	234 503	107 133	-2,5	+5,0
<b>Seisoensaangepaste syfers:</b> Seasonally adjusted figures:				
Jan. 1986 - Mrt./Mar. 1986	221 380	112 348		
Okt./Oct. 1985 - Des./Dec. 1985	244 781	108 739	-9,6	+3,3

*R. J. van der ...*  
HOOF: SENTRALE STATISTIEKDIENS  
HEAD: CENTRAL STATISTICAL SERVICE

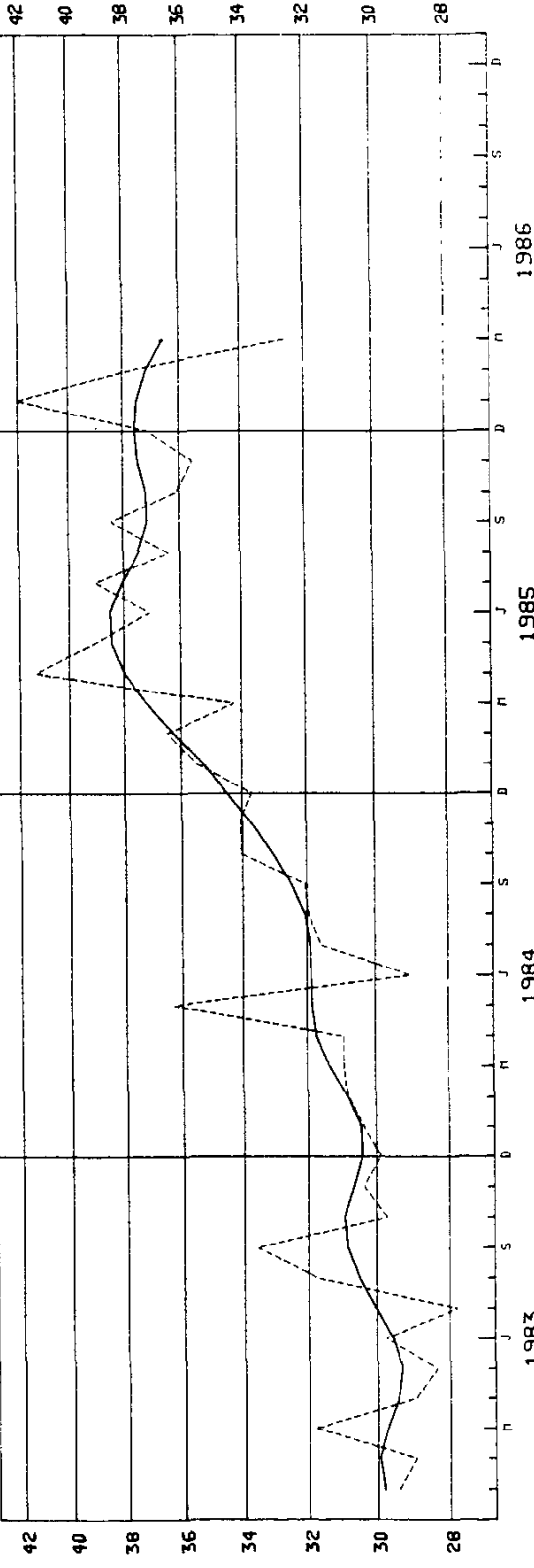
SIVIELE DAGVAARDINGS UITGEREIK - GETAL  
 DUISEND



CIVIL SUMMONSES ISSUED - NUMBER  
 THOUSAND



SIVIELE VONNISSE VIR SKULD - GETAL  
 DUISEND



CIVIL JUDGEMENTS FOR DEBT - NUMBER  
 THOUSAND

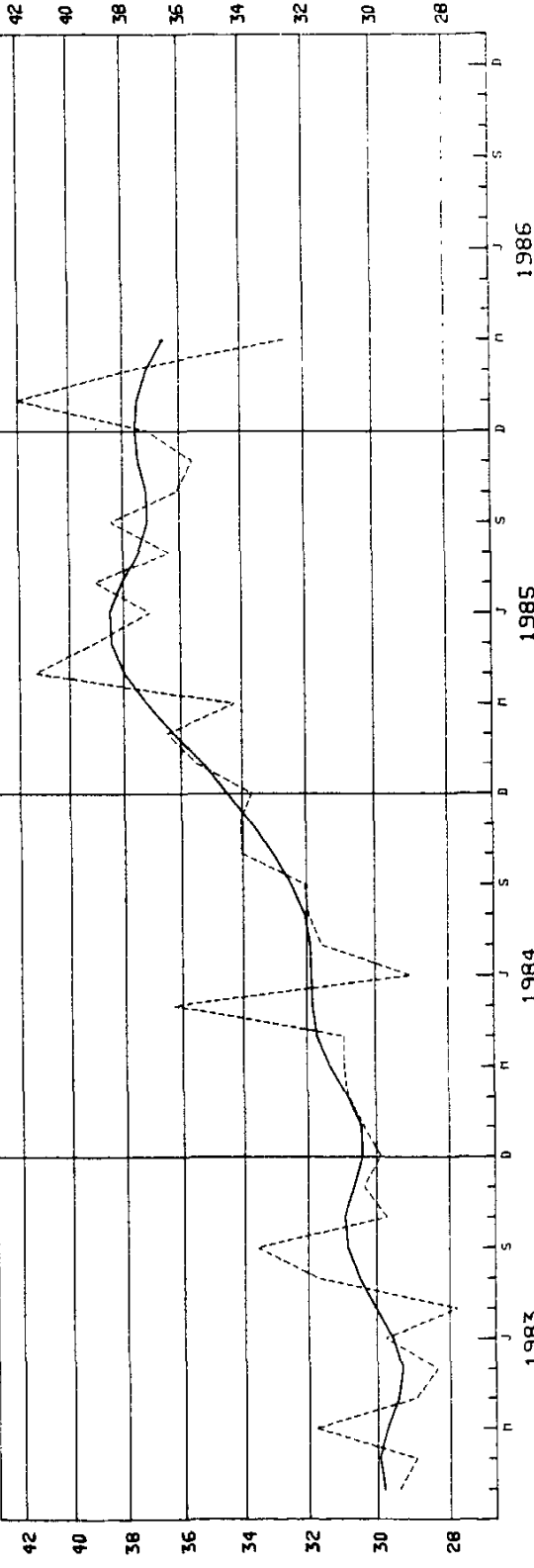


TABLE 1 - GETAL SIVIELE SAKE AANGETEKEN EN DAGVAARDINGS UITGEREIK

TABLE 1 - NUMBER OF CIVIL CASES RECORDED AND SUMMONSES ISSUED

Getal - Number

Item	Sake-ondernemings en private persone Business enterprises and private persons		Private persone Private persons		Item
	1986	1985	1986	1985	
	Maart	Maart	Maart	Maart	
	March	March	March	March	
1. Sake aangeteiken 1.1 Werklike syfers 1.2 Seisoensaangepas	1 026 636 81 187 70 231	86 638* 91 661 79 223*	71 474 60 674	75 459* 69 612*	1.1 Actual figures 1.2 Seasonally adjusted
2. Siviele dagvaardings vir skuld					2. Civil summonses for debt
Totaal					2.1 Total
2.1.1 Werklike syfers	959 661	81 277	67 393	70 819*	2.1.1 Actual figures
2.1.2 Seisoensaangepas	67 242	75 256	58 654	64 793*	2.1.2 Seasonally adjusted
2.2 Goedere verkoop	351 600	31 046	25 339	26 593*	2.2 Goods sold
2.2.1 Ope rekening	49 599	3 158	2 377	2 941*	2.2.1 Open account
2.2.2 Afbetalingsverkooptransaksies	157 604	13 563	12 140	12 874*	2.2.2 Instalment sale transactions
2.3 Dienste	118 061	10 970	9 386	9 199*	2.3 Services
2.3.1 Professionele	49 649	4 667	4 134	4 156	2.3.1 Professional
2.3.2 Ander	57 191	4 863	3 848	4 131*	2.3.2 Other
2.4 Huur	67 380	4 947	3 996	4 080*	2.4 Rent
2.5 Geld geleen	108 577	6 903	6 173	6 845*	2.5 Money lent
2.6 Promesses, V.T.-tjeks, ens.		7 583			2.6 Promissory notes, R.D. cheques, etc.
2.7 Ander		10 943	90 311	9 277	2.7 Other

\* Hersien - Revised

TABEL 2 - SIVIELE VONNISSE BY VERSTEK EN TOESTEMMING

TABEL 2 - CIVIL DEFAULT AND CONSENT JUDGEMENTS

Item	Sake-ondernemings en private persone Business enterprises and private persons				Private persone Private persons				Item
	1986		1985		1986		1985		
	Maart March	Februarie February	Maart March	Februarie February	Maart March	Februarie February	Maart March	Februarie February	
	Getal - Number								
1. Vonnisse - Totaal	445 336	37 957*	38 733	398 684	33 018	33 715*	34 635	30 542*	1.1 Actual figures
1.1 Werklike syfers	32 585	37 731*	34 216*		29 091	33 547*	30 542*		1.2 Seasonally adjusted
1.2 Seisoensaangepas									
2. Goedere verkoop	183 846	14 674	15 819	163 046	12 879	12 991	14 024		2. Goods sold
2.1 Ope rekening									2.1 Open account
2.2 Afbetalingsverkooptransaksies	14 140	1 110	1 095	13 435	1 028	1 067	1 092		2.2 Instalment sale transactions
3. Dienste	71 310	6 151	6 297	69 573	6 007	5 914	6 151		3. Services
3.1 Professionele	49 092	4 451	4 900*	41 412	3 766	4 241*	3 776		3.1 Professional
3.2 Ander	20 037	2 716	2 544	18 314	2 543	2 348	1 209		3.2 Other
4. Huur	32 533	2 757	2 944	31 156	2 630	2 749	2 562		4. Rent
5. Geld geleen	38 571	2 819	3 003	31 170	2 248	2 438	2 631		5. Money lent
6. Promesses, V.T.-tjeks, ens.	35 807	2 241	2 323	30 578	1 917	1 967	3 190		6. Promissory notes, R.D. cheques, etc.
7. Ander									7. Other
	R1 000								
1. Vonnisse - Totaal	676 686	73 595	72 066*	574 879	60 302	60 323*	47 235		1. Judgements - Total
2. Goedere verkoop	123 458	10 353	10 897	89 699	7 099	7 766	9 796		2. Goods sold
2.1 Ope rekening									2.1 Open account
2.2 Afbetalingsverkooptransaksies	69 064	7 279	6 828	64 563	6 171	6 064	4 119		2.2 Instalment sale transactions
3. Dienste	18 085	1 492	1 785	16 697	1 383	1 462	1 309		3. Services
3.1 Professionele	35 495	3 872	3 204*	27 596	2 488	2 429*	2 058		3.1 Professional
3.2 Ander	23 851	3 416	3 207	18 797	3 006	2 721	1 222		3.2 Other
4. Huur	180 528	29 162	27 516	168 431	25 077	25 019	13 471		4. Rent
5. Geld geleen	100 746	11 023	9 828	83 623	9 397	7 934	6 465		5. Money lent
6. Promesses, V.T.-tjeks, ens.	125 459	6 998	8 801	105 473	5 681	6 928	8 794		6. Promissory notes, R.D. cheques, etc.
7. Ander									7. Other

\* Hersten - Revised