

STATISTIESE NUUSBERIG  
SENTRALE STATISTIEKDIENS



LIBRARY COPY

STATISTICAL NEWS RELEASE  
CENTRAL STATISTICAL SERVICES


PRETORIA

31 JULIE 1984

Republiek van Suid-Afrika  
Republic of South Africa

PRETORIA

31 JULY 1984



F.13.2

STATISTIEKE VAN SIVIELE SAKE VIR SKULD: MAART 1984  
STATISTICS OF CIVIL CASES FOR DEBT: MARCH 1984

Hierdie Nuusberig bevat maandelikse statistieke van totale siviele skuldsake. Die gegewens is ramings gebaseer op inligting versamel van 'n steekproef van ongeveer 200 Landdros- en Kommissariskantore.

Behalwe in geval van sake aangeteken, het alle ander inligting betrekking op skuldsake, m.a.w. eise vir ska-  
devergoeding, uitsettingsbevele en ander nie-skuldsake is uitgesluit.

Vonnisse by verstek en toestemming het slegs betrekking op onverdedigde skuldsake.

Afsonderlike gegewens word gegee vir skuldsake wat op private persone betrekking het.


This News Release contains monthly statistics of total civil debt cases. The data are estimates based on information collected from a sample of approximately 200 Magistrate's and Commissioner's Offices.

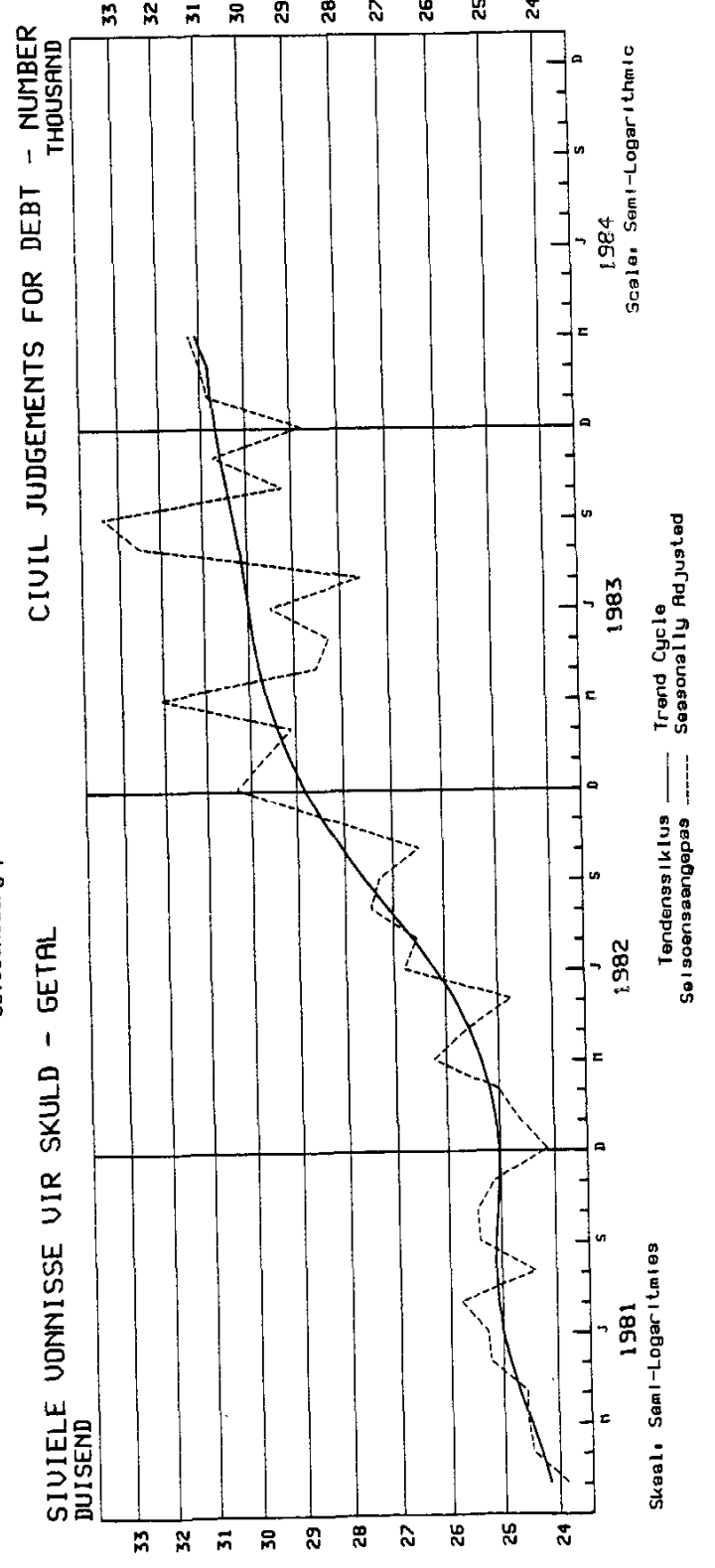
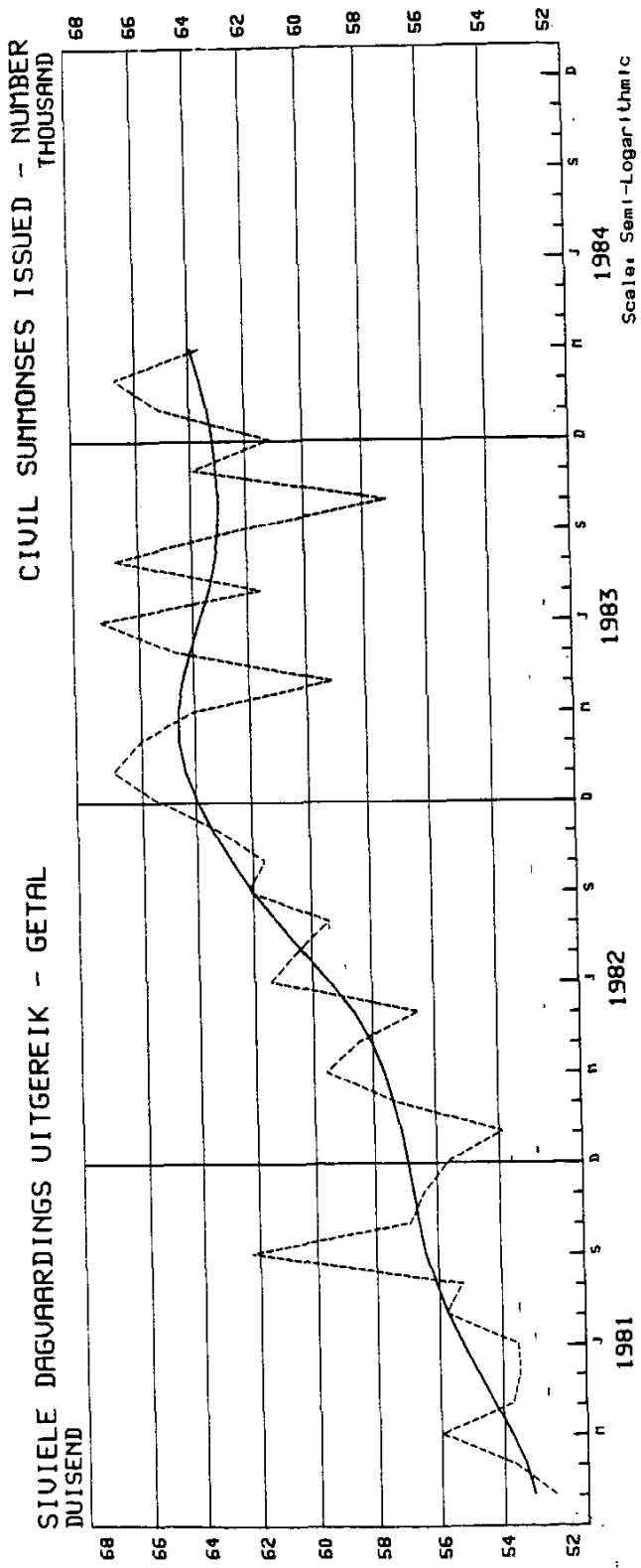
Except for cases recorded, all other information relates to debt cases only, i.e. claims for damages, ejection orders and other non-debt cases are excluded.

Default and consent judgements relate to judgements given in respect of undefended debt cases only.

Separate particulars are shown for debt cases relating to private persons.

Tydperk Period	Seisoensaangepaste syfers Seasonally adjusted figures		Persentasieverandering van: Percentage change of:	
	Dagvaardings vir skuld Summonses for debt	Siviele vonnisse vir skuld Civil judgements for debt	Dagvaardings vir skuld Summonses for debt	Siviele vonnisse vir skuld Civil judgements for debt
	Getal Number		%	
Jan. 1984 - Mrt./Mar. 1984	195 525	93 192	- 0,9	+ 2,4
Jan. 1983 - Mrt./Mar. 1983	197 257	90 972		
Jan. 1984 - Mrt./Mar. 1984	195 525	93 192	+ 7,2	+ 5,0
Okt./Oct. 1983 - Des./Dec. 1983	182 331	88 790		

  
W. HOOP: SENTRALE STATISTIEKDIENS  
ACT. CHIEF: CENTRAL STATISTICAL SERVICES



4  
2  
2

TABLE 1 - NUMBER OF CIVIL CASES RECORDED AND SUMMONSES ISSUED

TABEL 1 - GETAL SIVIELE SAKE AANGETEKEN EN DAGVAARDINGS UITGEREIK

Getal - Number

Item	Sake-ondernemings en private persone Business enterprises and private persons						Private persone Private persons			Item
	1983		1984		1983		1984		1983	
	Maart March	Febr. Feb.	Maart March	Febr. Feb.	Maart March	Febr. Feb.	Maart March			
1. Sake aangeteiken	25 666		84 674	76 361	80 191	720 451	73 753	67 171	71 503	1. Cases recorded
1.1 Werklike syfers			73 630	72 312	69 911		64 189	63 489	62 431	1.1 Actual figures
1.2 Seisoensaangepas										1.2 Seasonally adjusted
2. Siviele dagvaardings vir skuld	762 606		73 937	71 352	74 253*	666 273	64 122	63 671	66 206	2. Civil summonses for debt
2.1 Totaal			63 629	66 809	64 103		54 712	58 407	56 644	2.1 Total
2.1.1 Werklike syfers										2.1.1 Actual figures
2.1.2 Seisoensaangepas										2.1.2 Seasonally adjusted
2.2 Goedere verkoop	294 175		29 112	27 337	28 562*	255 950	25 279	24 019	25 282	2.2 Goods sold
2.2.1 Ope rekening	46 194		4 434	4 221	3 962	41 750	3 987	3 807	3 591	2.2.1 Open account
2.2.2 Afbetalingsverkoopstransaksies										2.2.2 Instalment sale transactions
2.3 Dienste	125 874		11 362	11 685	12 887	118 586	10 604	10 857	12 384	2.3 Services
2.3.1 Professionele	86 465		8 058	8 953	8 153	72 829	6 620	7 698	6 980	2.3.1 Professional
2.3.2 Ander										2.3.2 Other
2.4 Huur	33 433		3 043	2 794	3 586	28 241	2 415	2 331	3 129	2.4 Rent
2.5 Geld geleen	34 130		3 514	3 229	3 217	28 555	2 912	2 706	2 860	2.5 Money lent
2.6 Promesses, v.T.-tjeks, ens.	51 509		4 949	4 882	4 841	42 416	4 075	4 034	4 079	2.6 Promissory notes, R.D. cheques, etc.
2.7 Ander	90 826		9 465	8 251	9 046	77 946	8 230	7 219	7 901	2.7 Ander

\* Herstien - Revised

TABLE 2 - VONNISSE BIJ VERSTREK EN TOESTEMMING

Item	Sake-ondernemings en private persone Business enterprises and private persons				Private persone Private persons			
	1983		1984		1983		1984	
	Maart March	Febr. Feb.	Maart March	Febr. Feb.	Maart March	Febr. Feb.	Maart March	
	1983		1984		1983		1984	

Totaal - Number

1. Vonnisse - Totaal	360 310*	35 889	30 889	35 861	375 246	32 140	28 349	33 565	1. Judgements - Total
1.1 Werklike syfers		31 287	31 044	32 105		28 851	28 491	30 204	1.1 Actual figures
1.2 Seisoensangapas									1.2 Seasonally adjusted
2. Goedere verkoop	152 536*	14 957	13 296	14 875	141 523	13 648	12 091	13 862	2. Goods sold
2.1 Ope rekening	12 443	1 106	1 077	1 278	12 112	1 062	1 035	1 255	2.1 Open account
2.2 Afbetalingsverkoopstransaksies									2.2 Instalment sale transactions
3. Dienste	64 939*	5 872	5 161	6 190	63 987	5 794	5 001	6 132	3. Services
3.1 Professionele	38 501*	3 727	3 496	3 663	34 755	3 336	3 189	3 361	3.1 Professional
3.2 Ander									3.2 Other
4. Huur	11 374*	1 003	1 079	1 323	10 418	940	1 011	1 205	4. Rent
5. Geld geleen	18 571*	1 824	1 713	2 084	18 046	1 767	1 639	2 029	5. Money lent
6. Promesses, v.T.-tjeks, ens.	30 358*	3 339	2 757	3 955	26 323	2 903	2 379	2 595	6. Promissory notes, R.D. cheques, etc.
7. Ander	31 628	3 213	2 310	3 493	28 081	2 690	2 004	3 126	7. Other

RI 000

1. Vonnisse - Totaal	222 764	24 620	23 431	21 764	197 929	21 925	20 755	19 143	1. Judgements - Total
2. Goedere verkoop	50 319	5 376	5 760	4 837	41 229	4 447	4 957	3 878	2. Goods sold
2.1 Ope rekening	31 907	3 898	3 467	2 924	30 816	3 811	3 047	2 782	2.1 Open account
2.2 Afbetalingsverkoopstransaksies									2.2 Instalment sale transactions
3. Dienste	9 127	1 011	886	856	8 855	991	851	828	3. Services
3.1 Professionele	12 268	1 231	1 287	1 083	10 376	1 058	1 132	926	3.1 Professional
3.2 Ander									3.2 Other
4. Huur	8 103	609	757	801	6 817	525	693	668	4. Rent
5. Geld geleen	40 058	4 765	4 756	4 532	38 575	4 333	4 669	4 352	5. Money lent
6. Promesses, v.T.-tjeks, ens.	31 565	3 773	3 200	2 806	27 094	3 199	2 495	2 465	6. Promissory notes, R.D. cheques, etc.
7. Ander	39 416	3 998	3 319	3 925	34 167	3 561	2 911	3 243*	7. Other

\* Herision - Revised