

STATISTIESE NUUSBERIG

SENTRALE STATISTIEKDIENS

PRETORIA

13 JUNIE 1983



Republiek van Suid-Afrika
Republic of South Africa

P.13.2

STATISTICAL NEWS RELEASE

CENTRAL STATISTICAL SERVICES

PRETORIA

13 JUNE 1983

STATISTIEKE VAN SIVIELE SAKE VIR SKULD: MAART 1983
STATISTICS OF CIVIL CASES FOR DEBT : MARCH 1983

Hierdie Nuusberig bevat maandelikse statistieke van totale siviele skuldsake. Die gegewens is ramings gebaseer op inligting versamel van 'n steekproef van ongeveer 200 Landdros- en Kommissariskantore.

Behalwe in geval van sake aangeteken, het alle ander inligting betrekking op skuldsake, m.a.w. eise vir ska-
devergoeding, uitsettingsbevele en ander nie-skuldsake is uitgesluit.

Vonnisse by verstek en toestemming het slegs betrekking op onverdedigde skuldsake.

Afsonderlike gegewens word gegee vir skuldsake wat op private persone betrekking het.


This News Release contains monthly statistics of total civil debt cases. The data are estimates based on information collected from a sample of approximately 200 Magistrate's and Commissioner's Offices.

Except for cases recorded, all other information relates to debt cases only, i.e. claims for damages, ejection orders and other non-debt cases are excluded.

Default and consent judgements relate to judgements given in respect of undefended debt cases only.

Separate particulars are shown for debt cases relating to private persons.

Tydperk Period	Seisoensaangepaste syfers Seasonally adjusted figures		Persentasieverandering van: Percentage change of:	
	Dagvaardings vir skuld Summonses for debt	Siviele vonnisse vir skuld Civil judgements for debt	Dagvaardings vir skuld Summonses for debt	Siviele vonnisse vir skuld Civil judgements for debt
	Getal Number		%	
Jan. 1983 - Mrt./Mar. 1983	199 947	91 869		
Jan. 1982 - Mrt./Mar. 1982	172 708	76 611	15,8	19,9
Jan. 1983 - Mrt./Mar. 1983	199 947	91 869	5,5	7,8
Okt./Oct. 1982 - Des./Dec. 1982	189 573	85 207		


HOOF: SENTRALE STATISTIEKDIENS
CHIEF: CENTRAL STATISTICAL SERVICES

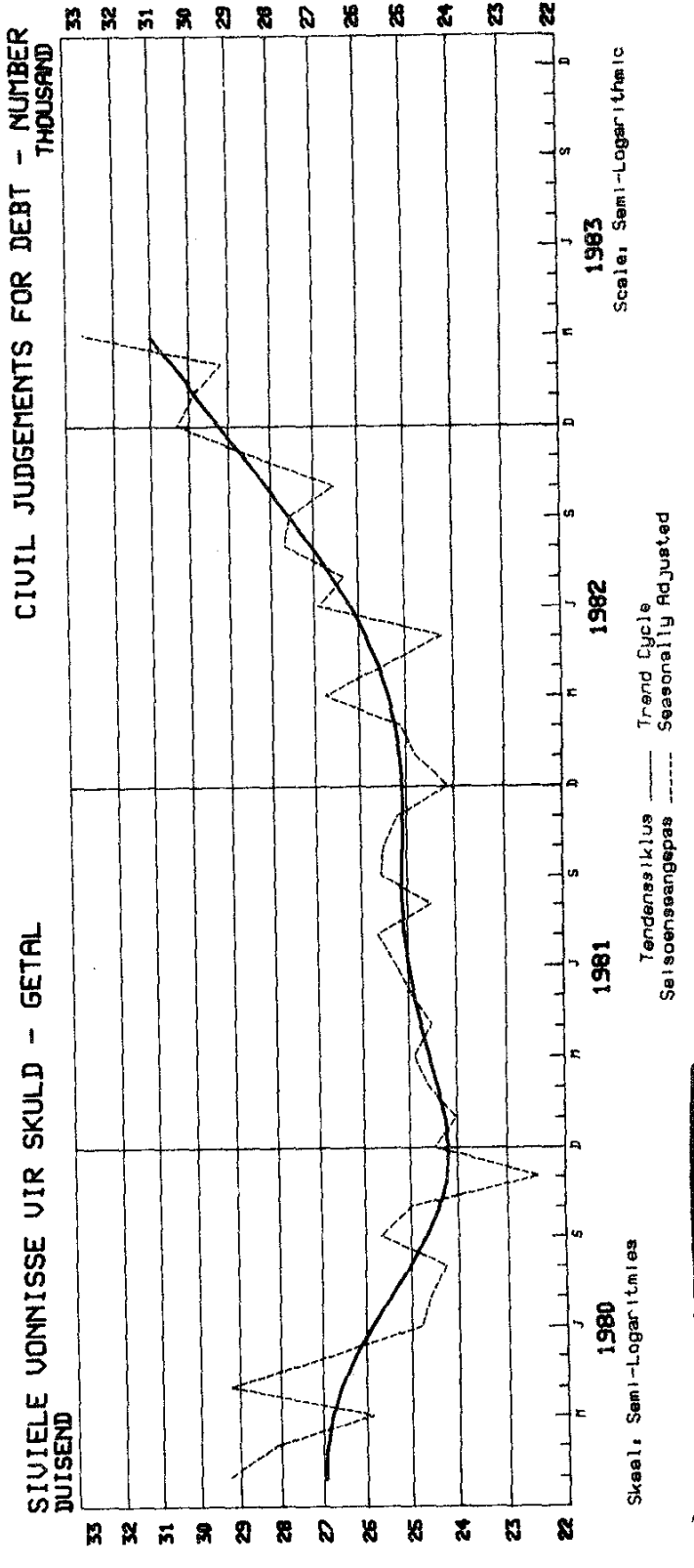
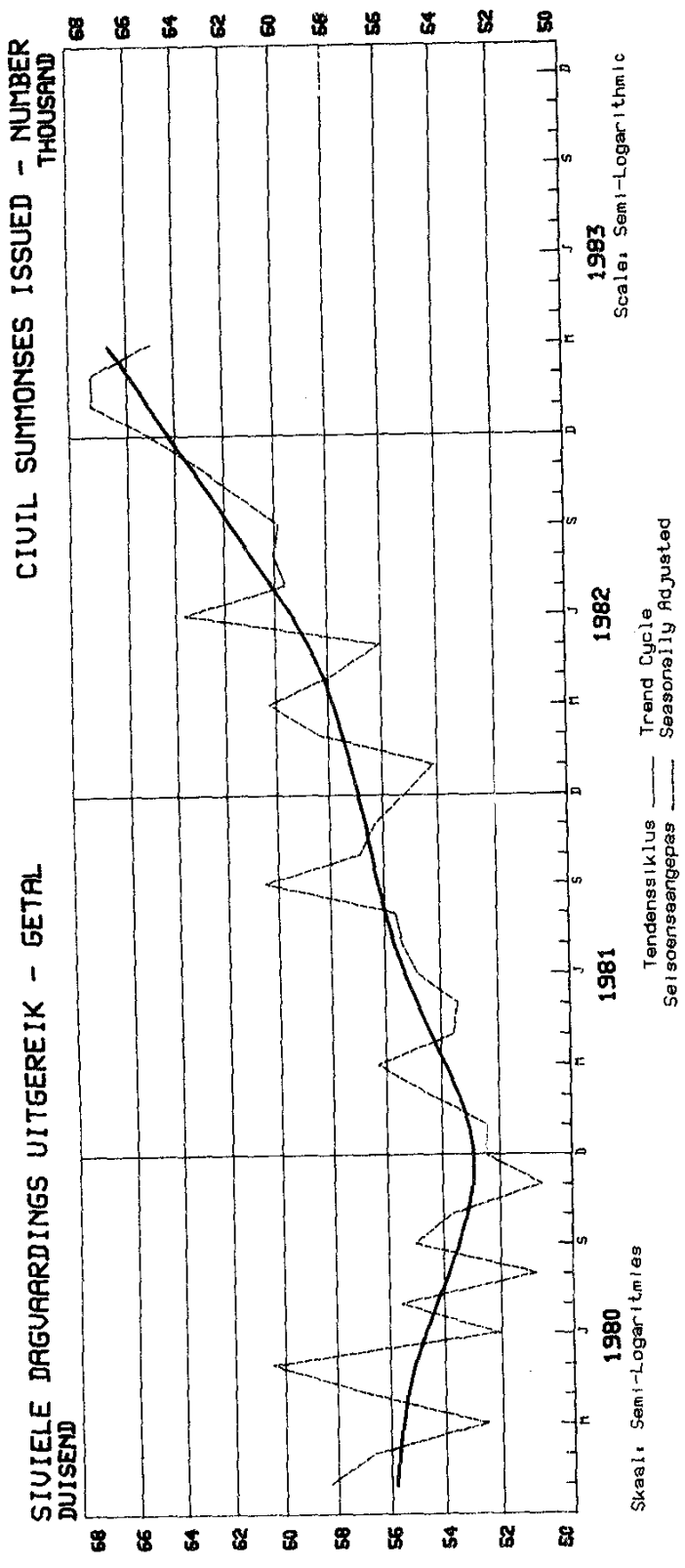


TABLE 1 - NUMBER OF CIVIL CASES RECORDED AND SUMMONSES ISSUED

TABEL 1 - GETAL SIVIELE SAKE AANGETEKEN EN DAGVAARDINGS UITGEBREIK

Getal - Number

Item	Sake-ondernemings en private persone Business enterprises and private persons						Private persone Private persons			Item
	1982		1983		1982		1983		1982	
	Maart March	Februarie February	Maart March	Februarie February	Maart March	Februarie February	Maart March			
1. Sake aangeteiken	770 347	80 191	75 106	73 451	693 611	71 503	67 097	66 780	1. Cases recorded	
2. Siviele dagvaardings vir skuld									2. Civil summonses for debt	
2.1 Totaal	718 867	74 253	70 365	68 660	648 054	66 206	62 962	62 352	2.1 Total	
2.1.1 Werklike syfers									2.1.1 Actual figures	
2.1.2 Seisoensaangepas	289 713	28 561	27 792	27 732	259 485	25 282	24 790	24 981	2.1.2 Seasonally adjusted	
2.2 Goedere verkoop	46 600	3 962	4 341	4 647	43 166	3 591	3 985	4 385	2.2 Goods sold	
2.2.1 Ope rekening	116 205	12 887	11 377	11 264	111 761	12 384	10 967	10 802	2.2.1 Open account	
2.2.2 Arbetalingsverkoopstransaksies	78 022	8 153	8 346	6 966	67 281	6 980	7 204	6 073	2.2.2 Instalment sale transactions	
2.3 Dienste	28 014	3 586	2 905	2 599	24 505	3 129	2 551	2 317	2.3 Services	
2.3.1 Professionele	31 583	3 217	2 767	3 293	28 753	2 860	2 465	2 976	2.3.1 Professional	
2.3.2 Ander	44 190	4 841	4 241	4 190	37 701	4 079	3 448	3 573	2.3.2 Other	
2.4 Huur	84 540	9 046	8 596	7 969	75 402	7 901	7 552	7 245	2.4 Rent	
2.5 Geld geleen									2.5 Money lent	
2.6 Promesses, V.T.-tjeks, ens.									2.6 Promissory notes, R.D. cheques, etc.	
2.7 Ander									2.7 Other	

TABLE 2 - VONNIESSE BY VERSTEK EN TOESTEMMING

Item	Sake-ondernemings en private persone Business enterprises and private persons				Private persone Private persons			
	1982		1983		1982		1983	
	Maart March	Februarie February	Maart March	1982	Maart March	Februarie February	Maart March	1982, 1983

Item	Getal - Number							
	1982	1983	1982	1983	1982	1983	1982	1983
1. Vonnisse - Totaal	319 400	35 861	28 952	29 183	299 855	33 565	27 102	27 331
1.1 Werklike syfers		32 840	29 156	26 749				
1.2 Seisoenaangepas.								
2. Goedere verkoop	137 735	14 875	12 405	12 700	128 984	13 862	11 503	11 769
2.1 Ope rekening	10 589	1 278	933	1 044	10 360	1 255	896	1 026
2.2 Afbetalingsverkoopstransaksies								
3. Dienste	56 725	6 190	4 917	5 123	56 076	6 132	4 863	5 032
3.1 Professionele	33 229	3 663	3 199	2 894	29 942	3 361	2 919	2 618
3.2 Ander								
4. Huur	9 137	1 323	829	799	8 481	1 205	775	757
5. Geld geleen	19 974	2 084	1 604	2 117	19 592	2 029	1 565	2 089
6. Promesses, v.f.-tjeks, ens.	26 500	2 955	2 631	2 362	23 152	2 595	2 296	2 112
7. Ander	25 506	3 493	2 474	2 144	23 308	3 126	2 284	1 928

R1 000

Item	Getal - Number							
	1982	1983	1982	1983	1982	1983	1982	1983
1. Vonnisse - Totaal	163 637	21 764	18 117	14 624	148 313	19 143	16 293	13 349
2. Goedere verkoop	38 882	4 837	3 950	3 333	33 442	3 878	3 322	2 866
2.1 Ope rekening	20 080	2 924	1 803	1 853	19 346	2 782	1 742	1 811
2.2 Afbetalingsverkoopstransaksies								
3. Dienste	6 950	856	656	600	6 751	828	634	581
3.1 Professionele	10 259	1 083	985	905	8 246	926	854	770
3.2 Ander								
4. Huur	4 833	801	486	471	4 020	668	450	359
5. Geld geleen	36 168	4 532	3 854	3 873	35 309	4 352	3 783	3 712
6. Promesses, v.f.-tjeks, ens.	20 897	2 806	2 685	1 643	17 687	2 465	2 208	1 450
7. Ander	25 569	3 925	3 696	1 946	23 511	3 244	3 299	1 800

TABLE 2 - DEFAULT AND CONSENT JUDGEMENTS

Item	Getal - Number							
	1982	1983	1982	1983	1982	1983	1982	1983
1. Judgements - Total	319 400	35 861	28 952	29 183	299 855	33 565	27 102	27 331
1.1 Actual figures		32 840	29 156	26 749				
1.2 Seasonally adjusted								
2. Goods sold	137 735	14 875	12 405	12 700	128 984	13 862	11 503	11 769
2.1 Open account	10 589	1 278	933	1 044	10 360	1 255	896	1 026
2.2 Instalment sale transactions								
3. Services	56 725	6 190	4 917	5 123	56 076	6 132	4 863	5 032
3.1 Professional	33 229	3 663	3 199	2 894	29 942	3 361	2 919	2 618
3.2 Other								
4. Rent	9 137	1 323	829	799	8 481	1 205	775	757
5. Money lent	19 974	2 084	1 604	2 117	19 592	2 029	1 565	2 089
6. Promissory notes, R.D. cheques, etc.	26 500	2 955	2 631	2 362	23 152	2 595	2 296	2 112
7. Other	25 506	3 493	2 474	2 144	23 308	3 126	2 284	1 928

R1 000

Item	Getal - Number							
	1982	1983	1982	1983	1982	1983	1982	1983
1. Judgements - Total	163 637	21 764	18 117	14 624	148 313	19 143	16 293	13 349
2. Goods sold	38 882	4 837	3 950	3 333	33 442	3 878	3 322	2 866
2.1 Open account	20 080	2 924	1 803	1 853	19 346	2 782	1 742	1 811
2.2 Instalment sale transactions								
3. Services	6 950	856	656	600	6 751	828	634	581
3.1 Professional	10 259	1 083	985	905	8 246	926	854	770
3.2 Other								
4. Rent	4 833	801	486	471	4 020	668	450	359
5. Money lent	36 168	4 532	3 854	3 873	35 309	4 352	3 783	3 712
6. Promissory notes, R.D. cheques, etc.	20 897	2 806	2 685	1 643	17 687	2 465	2 208	1 450
7. Other	25 569	3 925	3 696	1 946	23 511	3 244	3 299	1 800