

ONIE BIBLIOTEK / THE LIBRARY
SENTRALE STATISTIEKDIENS
CENTRAL STATISTICAL SERVICE
PRIVATE SAK / PRIVATE BAG X 44
0091 PRETORIA



REPUBLIC OF SOUTH AFRICA



**Statistics of civil cases
for debt
June 1996**

Statistical release P0041

Co-operation between the Central Statistical Service and the residents of the RSA, the private sector and the government institutions is essential for a successful statistical system in the RSA. Without this continued co-operation and goodwill, the timely release of relevant and reliable official statistics will not be possible.

The CSS publishes approximately five hundred different releases per year. In the light of expenditure restraints in government, it is no longer economically viable to produce them in more than one of the eleven official languages in South Africa. Since the releases are also extensively used by the international economic and social-scientific communities, from 1996 CSS releases will be published in English.

**Embargo: 09:30
Date: 26 August 1996**

Published by the
Central Statistical Service
Private Bag X44
PRETORIA
0001
Tel. (012) 310-8911

The CSS has copyright on this information. You are, however, free to apply it as you wish provided that you acknowledge the CSS as the source of the basic data wherever you process, apply, utilise, publish or distribute the data; and also that you specify that the relevant application and analyses (where applicable) result from your own processing of the data.

CSS Library Cataloguing-in-Publication (CIP) Data

Statistics of civil cases for debt / Central Statistical Service. - 1996-
Pretoria: Central Statistical Service, 1996-
p. ; 30 cm. (Statistical release; P0041)
Series formerly available as: Statistiese nuusberig
= Statistical news release; P0041 and P13.2 and
Statistiese vrystelling = Statistical release; P0041
Title continues in English only
Monthly
1. Debts, public. I. South Africa. Central Statistical Service. II. Title. III. Series.
(LCSH 16)

A complete set of CSS publications is available at the **CSS Library** and the following libraries:

State Library, Pretoria
Library of Parliament, Cape Town
South African Library, Cape Town
Bloemfontein Public Library
Natal Society Library, Pietermaritzburg
Johannesburg Public Library

MORE SUMMONSES AND JUDGEMENTS FOR DEBT

Notwithstanding a decrease in June 1996 compared to May 1996, the total number of civil summonses for debt and civil judgements for debt for the second quarter of 1996 increased by 9,4% and 7,9% respectively after seasonal adjustment compared with the first quarter of 1996.

The increase of 9,4% in civil summonses for debt between the first and the second quarter of 1996 can mainly be attributed to increases in respect of goods sold on an open account (+8,7%), professional services (+10,6%) and non-professional services (+25,2%). The largest contributors to the increase of 7,9% in civil judgements for debt were professional and non-professional services with increases of 12,1% and 24,7% respectively.

A total of 104 237 civil summonses for debt were issued in June 1996. Of these, 20,8% was in respect of goods sold on open account and 13,8% and 27,1% in respect of professional and non-professional services respectively.

P0041

Period	Number		Percentage change	
	Summonses for debt	Civil judgements for debt	Summonses for debt	Civil judgements for debt
Actual figures:				
Apr. 1996 - Jun. 1996	320 788	149 314	+6,5	+9,8
Apr. 1995 - Jun. 1995	301 234	135 967		
Seasonally adjusted figures:				
Apr. 1996 - Jun. 1996	323 244	149 722	+9,4	+7,9
Jan. 1996 - Mar. 1996	295 383	138 698		

NOTES

The particulars refer to all civil cases for debt recorded by Magistrate's Offices.

Except for cases recorded, all other information relates to debt cases only, i.e. claims for damages, ejection orders and other non-debt cases are excluded.


Default and consent judgements relate to judgements given in respect of undefended debt cases only.

COMPARABILITY

The jurisdiction limit for civil cases handled by magistrate offices (R20 000 for liquid assets and R50 000 for non liquid assets) was increased to R100 000 as from 1 May 1995. A comparison with the period prior to May 1995 must thus be handled with circumspection.

SMALL CLAIMS COURTS

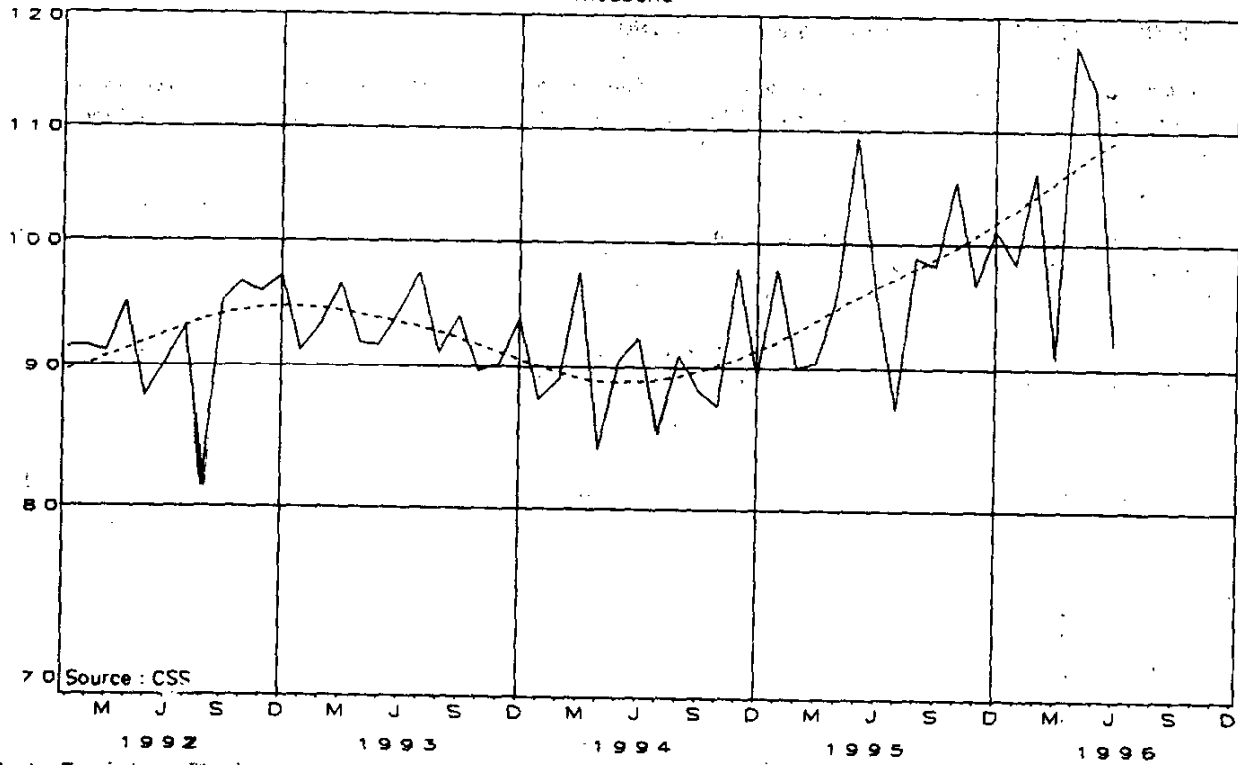
Statistics in respect of small claims courts are updated annually.

PP 
Dr F M Orkin
Head: Central Statistical Service

ENQUIRIES:					
Tel. (012) 310-8095/310-8040					
(012) 310-8351/310-8390					
(012) 310-8109 (technical enquiries)					
Private Bag X44, Pretoria, 0001					
Fax: 310-8500 310-8501					
BLOEMFONTEIN	(051) 447-7767	KEMPTON PARK	(011) 394-3420/1	NELSPRUIT	(013) 753-2455/6
DURBAN	(031) 305-3904	KIMBERLEY	(0531) 33965	PIETERSBURG	(0152) 295-7521
CAPE TOWN	(021) 23-1040	KLERKSDORP	(018) 462-4008	PORT ELIZABETH	(041) 52-3801/2
BISHO	(0401) 99-2457	UMTATA	(0471) 305-2038		

433

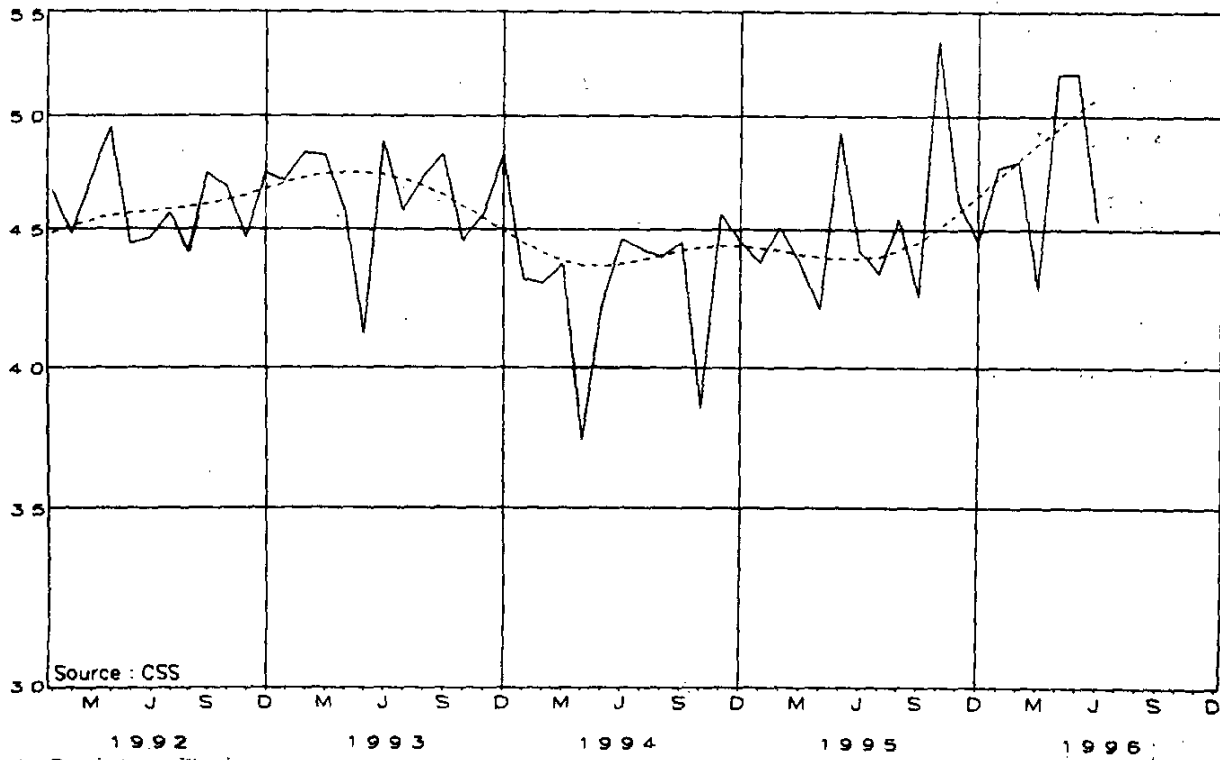
CIVIL SUMMONSES ISSUED - NUMBER Thousand



Scale: Semi-Logarithmic

Seasonally adjusted _____
Trend cycle - - - - -

CIVIL JUDGEMENTS FOR DEBT - NUMBER Thousand



Scale: Semi-Logarithmic

Seasonally adjusted _____
Trend cycle - - - - -

TABLE 1 - NUMBER OF CIVIL CASES RECORDED AND SUMMONSES FOR DEBT ISSUED

Item	Business enterprises and private persons						Private persons					
	1995		1996		1995		1996		1995		1995	
	Jun.	May	Jun.	May	Jun.	May	Jun.	May	Jun.	May	Jun.	
1. Cases recorded	1 206	468	106 466	119 782	111 490	1 078	110	96 264	108 203	99 016	89 612	
1.1 Actual figures			94 697	115 713	99 516			86 901	103 867			
1.2 Seasonally adjusted												
2. Civil summonses for debt	1 165	376	104 237	116 853	108 137	1 044	114	94 626	105 736	96 425	86 482	
2.1 Total			92 149	113 299	95 849			84 689	101 716			
2.1.1 Actual figures												
2.1.2 Seasonally adjusted												
2.2 Goods sold	270	161	21 640	24 591	25 002	241	789	19 201	21 760	22 664	2 935	
2.2.1 Open account			2 266	2 118	3 148			2 052	1 944			
2.2.2 Instalment sale transactions												
2.3 Services	186	798	14 405	19 375	15 817	177	421	13 827	18 600	15 174	19 450	
2.3.1 Professional			28 282	29 653	24 016	219	829	26 354	27 136			
2.3.2 Other												
2.4 Rent	57	443	5 902	6 910	6 618	44	505	4 390	5 581	5 647	12 210	
2.5 Money lent	137	350	11 654	11 716	12 912	130	076	11 155	11 187	12 210	7 950	
2.6 Promissory notes, bills, R/D cheques, credit cards and other acknowledgements of debt	95	675	6 790	7 784	8 828	86	064	5 867	6 926			
2.7 Other	133	960	13 298	14 706	11 796	118	251	11 780	12 602	10 395		

TABLE 2 - THE NUMBER OF CIVIL CASES RECORDED IN SELECTED MAGISTRATES OFFICES

Year or month	Cape Peninsula	Port Elizabeth	East-London	Kimberley	Pietermaritzburg	Durban	Johannesburg	East Rand	West Rand	Pretoria	Vereeniging and Vanderbijlpark	Bloemfontein
1994	159 827	40 173	16 363	8 215	31 228	90 646	130 635	57 110	29 569	94 627	18 864	21 885
1995	166 609	47 639	15 445	10 823	30 290	89 776	142 943	69 380	30 690	96 226	16 908	24 289
1995 - J	10 246	3 617	1 265	582	2 646	6 778	12 384	4 119	2 453	9 609	990	1 488
F	15 202	3 209	1 329	510	2 803	8 377	8 179	4 895	2 146	6 988	1 819	1 986
M	14 671	4 452	1 247	836	2 711	8 474	12 938	6 350	2 007	5 197	1 715	3 261
A	13 146	2 537	1 063	537	2 120	7 172	7 567	3 830	2 407	8 437	956	3 276
M	15 555	4 512	1 417	1 248	2 728	8 500	12 110	5 390	2 559	11 899	1 273	1 940
J	17 078	3 525	1 344	2 928	2 737	8 352	13 560	5 898	2 545	8 283	1 764	1 825
J	14 713	3 809	1 107	948	2 577	7 122	9 731	5 958	2 482	7 473	1 237	1 620
A	15 393	4 593	1 507	672	2 972	8 450	11 575	7 268	2 877	8 261	1 571	1 792
S	13 259	4 232	1 380	547	2 220	6 366	12 026	7 876	2 535	8 657	1 649	1 682
O	11 979	3 232	1 545	663	2 245	6 936	16 925	7 910	2 820	7 365	1 632	2 044
N	14 276	4 095	1 363	557	2 691	7 763	15 004	5 275	3 997	8 389	1 405	1 775
D	11 091	5 171	878	795	1 840	5 486	10 944	4 611	1 862	5 668	897	1 600
1996 - J	13 286	1 298	1 605	697	2 376	5 758	9 212	6 073	2 293	7 783	1 195	1 852
F	16 773	2 009	1 794	729	2 754	6 709	10 759	7 709	2 510	9 702	2 051	1 910
M	15 367	1 710	1 685	861	2 735	6 547	14 043	7 224	2 423	8 631	2 066	2 116
A	13 498	9 747	1 103	484	3 064	7 512	11 442	5 035	2 096	8 069	1 536	1 907
M	16 019	10 406	1 444	935	2 855	9 655	10 828	5 733	3 152	9 082	2 946	2 155
J	11 973	11 382	1 448	893	2 398	6 590	10 825	6 510	2 309	7 799	2 224	2 093

TABLE 3 - CIVIL DEFAULT AND CONSENT JUDGEMENTS FOR DEBT

Item	Business enterprises and private persons						Private persons					
	1995		1996		1995		1995		1996		1995	
	Jun.	May	Jun.	May	Jun.	May	Jun.	May	Jun.	May	Jun.	
	Number											
1. Judgements	545 056	48 961	53 035	47 568	502 215	45 843	49 359	43 730				
1.1 Total	45 553	52 101	44 251			42 993	47 520	40 954				
1.1.1 Actual figures												
1.1.2 Seasonally adjusted												
1.2. Goods sold	142 928	11 029	13 202	13 202	131 499	10 041	10 165	12 262				
1.2.1 Open account	9 643	705	837	1 161	9 086	645	757	1 092				
1.2.2 Instalment sale transactions												
1.3 Services	92 980	7 299	8 841	8 909	90 842	7 127	8 562	8 709				
1.3.1 Professional	102 429	9 108	11 870	8 390	93 991	8 527	11 167	7 645				
1.3.2 Other												
1.4 Rent	29 044	2 841	2 301	2 351	23 139	2 505	1 867	1 863				
1.5 Money lent	55 095	6 458	6 688	4 015	53 477	6 306	6 502	3 872				
1.6 Promissory notes, bills and other acknowledgements of debt	43 862	5 227	4 440	3 711	39 980	4 935	4 063	3 346				
1.7 Other	69 075	6 294	6 815	5 829	60 201	5 757	6 276	4 941				
	R1 000											
1.1 Total	2 987 064	333 541	310 690	230 713	2 400 613	283 573	261 285	185 219				
1.2 Goods sold	308 567	30 572	34 307	26 295	216 798	20 165	21 041	19 327				
1.2.1 Open account	128 521	9 957	9 711	10 942	115 351	9 399	8 929	10 442				
1.2.2 Instalment sale transactions												
1.3 Services	98 148	8 705	10 606	7 669	86 654	8 144	9 791	6 982				
1.3.1 Professional	222 129	19 819	19 593	16 454	181 312	17 030	15 466	13 567				
1.3.2 Other												
1.4 Rent	129 448	22 448	11 238	10 139	96 750	18 161	8 319	7 550				
1.5 Money lent	1 017 941	119 895	125 068	70 509	950 442	105 548	119 353	64 812				
1.6 Promissory notes, bills and other acknowledgements of debt	343 252	44 944	27 699	30 961	301 289	41 692	23 619	23 973				
1.7 Other	739 058	77 191	72 468	57 744	452 017	63 434	54 767	38 566				

SMALL CLAIMS COURTS

NOTES

Small claims courts serve as a forum for the adjudication of money claims of not more than R2 000 against individuals or firms. It is for use by the general public only and not for business enterprises.

The following actions are excluded from the jurisdiction of the small claims court:

- Claims exceeding R2 000 in value.
- Claims against the state.
- Claims based on cession or the transfer of rights.
- Claims for damages in respect of defamation, malicious prosecution, wrongful imprisonment, wrongful arrest, seduction and breach of promise to marry.
- Claims for the dissolution of a marriage.
- Claims concerning the validity of a will.
- Claims concerning the status of a person in respect of his mental capacity.
- Claims in which the performance in accordance with a contract is sought, without an alternative claim for payment of damages, except in the case of a claim for rendering an account or transferring movable or immovable property not exceeding R2 000 in value.

COMPARABILITY

The information in respect of magistrates courts shown in this statistical release refers to debt cases only and is therefore not strictly comparable with the information shown for the small claims courts.

CONCEPTS

"Courts" relates to the total number of small claims courts at the end of the months as indicated. "Litigants referred" relates to the number of persons (plaintiffs) referred to legal assistants by clerks of the small claims court.

TABLE 1 - SMALL CLAIMS COURTS, LITIGANTS REFERRED, SUMMONSES ISSUED AND HEARINGS

Item	1995	1994	1993	1992	1991	1990	1989
	Number						
Courts	113	111	109	106	103	92	68
Litigants referred	20 154	20 101	19 502	18 906	16 857	16 474	16 391
Summonses issued	24 905	25 112	24 929	24 942	19 520	16 551	15 660
Hearings	25 746	25 356	23 953	23 421	17 814	15 540	14 292

Source: Department of Justice