

2

DIE BIBLIOTEK/THE LIBRARY
SENTRALE STATISTIEKDIENST
CENTRAL STATISTICAL SERVICE
PRIVATE SAK/PRIVATE BAG X 44
0001 PRETORIA




REPUBLIEK VAN SUID-AFRIKA
REPUBLIC OF SOUTH AFRICA

Statistieke van siviele sake vir skuld

Junie 1995

Statistics of civil cases for debt

June 1995



SENTRALE
STATISTIEKDIENS
CENTRAL
STATISTICAL SERVICE

Statistiese vrystelling P0041
Statistical release

Om 'n suksesvolle statistiese stelsel in die RSA te bedryf, is die samewerking tussen die Sentrale Statistiekdiens en die inwoners van die RSA, die private sektor en die owerheidsinstellings onontbeerlik. Sonder hierdie volgehoue samewerking en welwillendheid sal die tydige beskikbaarstelling van relevante en betroubare amptelike statistieke nie moontlik wees nie.

Co-operation between the Central Statistical Service and the residents of the RSA, the private sector and the government institutions is essential for a successful statistical system in the RSA. Without this continued co-operation and goodwill, the timely release of relevant and reliable official statistics will not be possible.

Embargo: 09:30
Datum/Date: 5 September 1995

Published by the Central Statistical Service
Private Bag X44
PRETORIA
0001
Tel. (012) 310-8911

Uitgegee deur die Sentrale Statistiekdiens
Private Sak X44
PRETORIA
0001
Tel. (012) 310-8911

The CSS has copyright on this information. You are, however, free to apply it as you wish provided that you acknowledge the CSS as the source of the basic data wherever you process, apply, utilise, publish or distribute the data; and also that you specify that the relevant application and analyses (where applicable) result from your own processing of the data.

Die SSD het kopiereg op hierdie inligting. U mag dit egter toepas soos u wil, op voorwaarde dat u die SSD erken as die bron van die basiese data in alle gevalle waar u die data verwerk, aanwend, gebruik, publiseer of versprei; en ook dat u spesifiseer dat die betrokke aanwending en ontleding (waar van toepassing) die gevolg is van u eie verwerking van die data.

CSS Library Cataloguing-in-Publication (CIP) Data
SSD-biblioteek Katalogisering-in-Publikasie (KIP) Data

Statistieke van siviele sake vir skuld / Sentrale Statistiekdiens = Statistics of civil cases for debt / Central Statistical Service. - 1987-
Pretoria: Central Statistical Service, 1987-
p. ; 30 cm. (Statistiese vrystelling = Statistical release; P0041)
Series formerly available as: Statistiese nuusberig = Statistical news release; P0041 and P13.2
Monthly
1. Debts, public. I. South Africa. Central Statistical Service. II. Suid-Afrika. Sentrale Statistiekdiens. III. Title. IV. Series
(LCSH 11)

A complete set of CSS publications is available at the CSS Library and the following libraries:

State Library, Pretoria
Library of Parliament, Cape Town
South African Library, Cape Town
Bloemfontein Public Library
Natal Society Library, Pietermaritzburg
Johannesburg Public Library

'n Volledige stel SSD-publikasies is beskikbaar by die SSD-biblioteek en die volgende biblioteke:

Staatsbiblioteek, Pretoria
Parlementsbiblioteek, Kaapstad
Suid-Afrikaanse Biblioteek, Kaapstad
Bloemfontein Openbare Biblioteek
Natal Society Library, Pietermaritzburg
Johannesburg Openbare Biblioteek

MINDER SKULDSAKE IN JUNIE 1995

Die getal sake aangeteken vir Junie 1995 toon 'n afname van 14,7% na seisoensaanpassing vergeleke met Mei 1995. Die getal siviele dagvaardings en vonnisse vir skuld het met 15,7% en 15,6% onderskeidelik afgeneem.

Merkbare afnames in die getal sake is deur die Port Elizabeth en Pretoria landdroskantore aangeteken. Wat die getal siviele dagvaardings betref, het die grootste afnames voorgekom ten opsigte van professionele dienste en promesses, wissels, V/T-tjeks, kredietkaarte en ander skuldbewyse.

Van die 108 137 dagvaardings vir Junie 1995 is 25 002 (23,1%) ten opsigte van goedere verkoop op ope rekening en 15 817 (14,6%) en 24 016 (22,2%) onderskeidelik ten opsigte van professionele en nie-professionele dienste gelewer.

Die totale getal vonnisse vir skuld was 47 568 in Junie 1995 waarby R230,7 miljoen betrokke was. Van dié bedrag is R70,5 miljoen (30,6%) ten opsigte van geld geleen en R30,9 miljoen (13,4%) vir promesses, wissels, V/T-tjeks, kredietkaarte en ander skuldbewyse.

FEWER DEBT CASES IN JUNE 1995

The number of cases recorded for June 1995 shows a decrease of 14,7% after seasonal adjustment compared with May 1995. The number of civil summonses and judgements for debt decreased by 15,7% and 15,6% respectively.

Noticeable decreases in the number of cases were recorded by the Port Elizabeth and Pretoria magistrate offices. Regarding the number of civil summonses, the largest decreases occurred in respect of professional services and promissory notes, bills, R/D cheques, credit cards and other acknowledgements of debt.

Of the 108 137 summonses for June 1995, 25 002 (23,1%) were in respect of goods sold on open account and 15 817 (14,6%) and 24 016 (22,2%) in respect of professional and non-professional services respectively.

The total number of judgements for debt was 47 568 in June 1995, which involved R230,7 million. Of this amount R70,5 million (30,6%) was in respect of money lent and R30,9 million (13,4%) for promissory notes, bills, R/D cheques, credit cards and other acknowledgements of debt.

pp
HOOF:  SENTRALE STATISTIEKDIENS
HEAD: CENTRAL STATISTICAL SERVICE

NAVRAE:

Tel. (012) 310-8095/310-8040
(012) 310-8351/310-8390
(012) 310-8034 (tegniese navrae)
Private Sak X44, Pretoria, 0001
Faks: 310-8500 310-8501

ENQUIRIES:

Tel. (012) 310-8095/310-8040
(012) 310-8351/310-8390
(012) 310-8034 (technical enquiries)
Private Bag X44, Pretoria, 0001
Fax: 310-8500 310-8501

BLOEMFONTEIN	(051) 47-7767	KEMPTON PARK	(011) 394-3420/1	NELSPRUIT	(01311) 52455/6
DURBAN	(031) 305-3904	KIMBERLEY	(0531) 33965	PIETERSBURG	(0152) 295-7521
KAAPSTAD/CAPE TOWN	(021) 461-2098	KLERKSDORP	(018) 462-4008	PORT ELIZABETH	(041) 52-3801/2
BISHO	(0401) 99-2457	UMTATA	(0471) 305-2038		

OPMERKINGS

Die gegewens het betrekking op alle siviele sake vir skuld deur Landdroskantore aangeteken.

Behalwe in geval van sake aangeteken, het alle ander inligting betrekking op skuldsake; m.a.w. eise vir skadevergoeding, uitsettingsbevele en ander nie-skuldsake is uitgesluit.

Vonnisse by verstek en toestemming het slegs betrekking op onverdedigde skuldsake.

VERGELYKBAARHEID

Die jurisdiksiekerf van siviele sake wat deur Landdroskantore hanteer is (R20 000 vir likiede bates en R50 000 vir nie-likiede bates) is verhoog tot R100 000 vanaf 1 Mei 1995. 'n Vergelyking met die vorige maande moet dus met omsigtigheid hanteer word.

HOWE VIR KLEIN EISE

Statistieke ten opsigte van howe vir klein eise word jaarliks verstrek.

NOTES

The particulars refer to all civil cases for debt recorded by Magistrate's Offices.

Except for cases recorded, all other information relates to debt cases only; i.e. claims for damages, ejection orders and other non-debt cases are excluded.

Default and consent judgements relate to judgements given in respect of undefended debt cases only.

COMPARABILITY

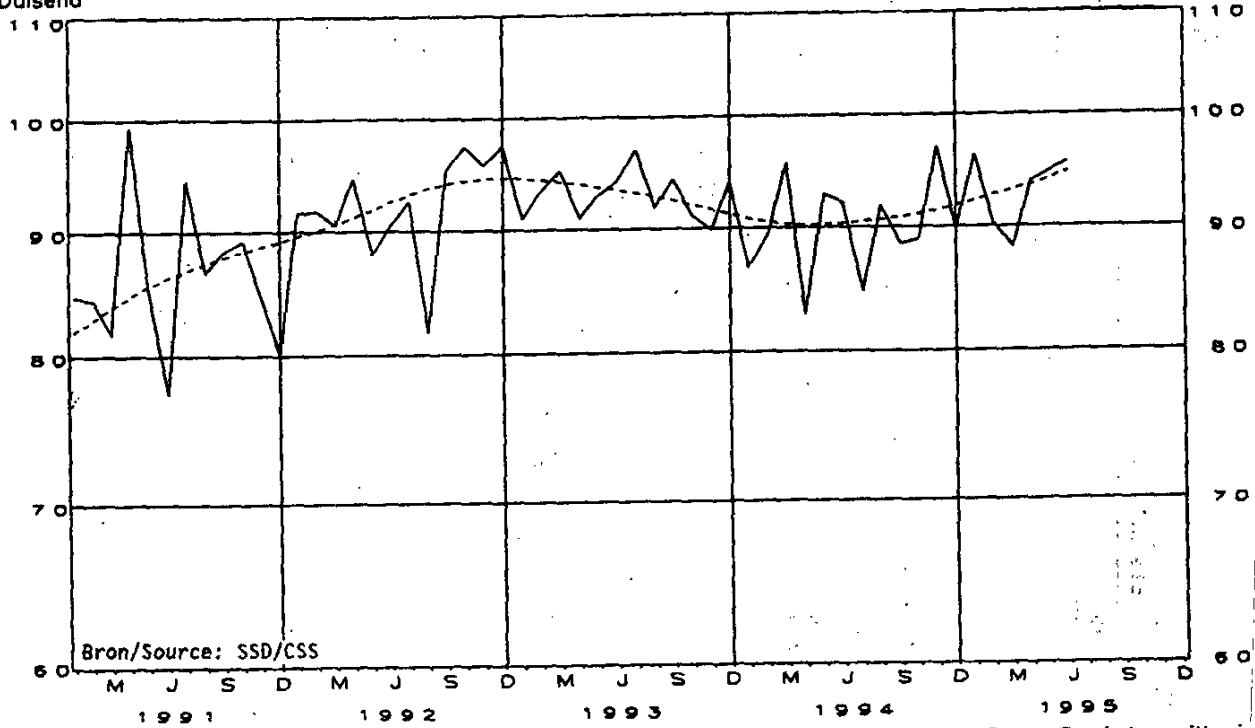
The jurisdiction limit for civil cases handled by magistrate offices (R20 000 for liquid assets and R50 000 for non liquid assets) was increased to R100 000 as from 1 May 1995. A comparison with the previous months must thus be handled with circumspection.

SMALL CLAIMS COURTS

Statistics in respect of small claims courts are furnished annually.

SIVIELE DAGVAARDINGS UITGEREIK – GETAL
Duisend

CIVIL SUMMONSES ISSUED – NUMBER
Thousand



Bron/Source: SSD/CSS

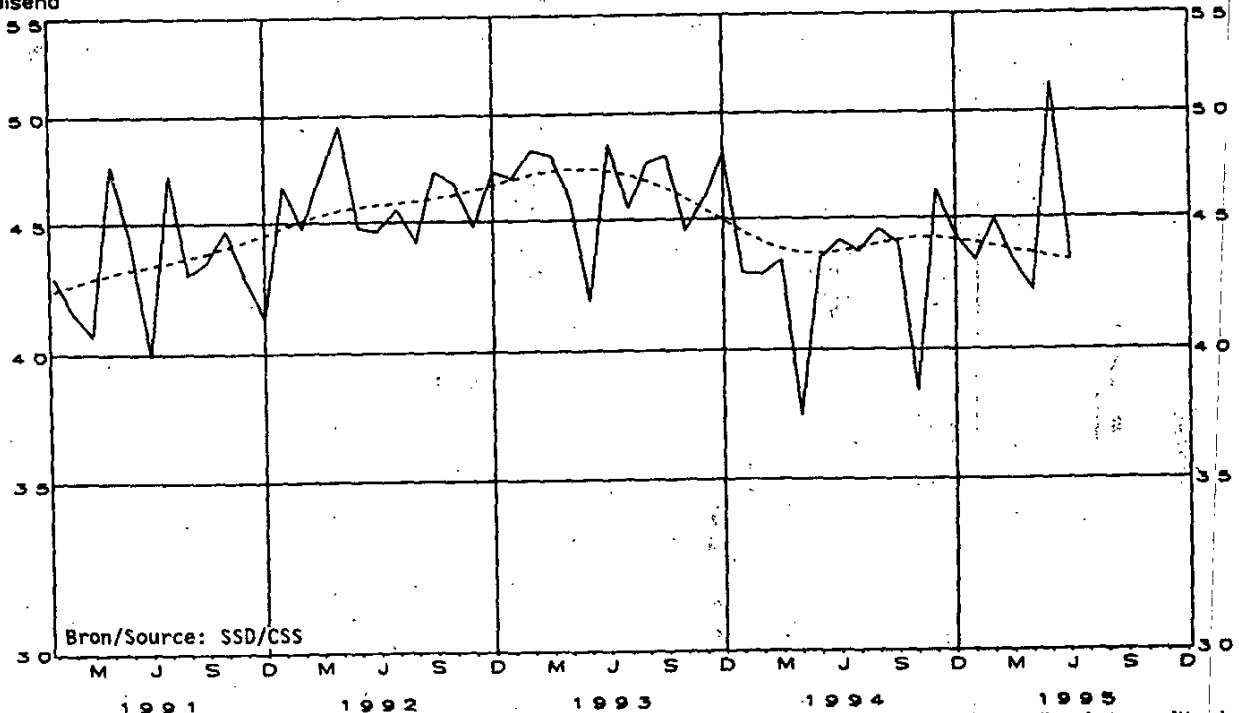
Skaal: Semi-Logaritmies

Scale: Semi-Logarithmic

Seasonally adjusted _____ Seisoensoangepas
Trend cycle ----- Tendenssiklus

SIVIELE VONNISCHE VIR SKULD – GETAL
Duisend

CIVIL JUDGEMENTS FOR DEBT – NUMBER
Thousand



Bron/Source: SSD/CSS

Skaal: Semi-Logaritmies

Scale: Semi-Logarithmic

Seasonally adjusted _____ Seisoensoangepas
Trend cycle ----- Tendenssiklus

TABLE 1 - GOTAL SIVIELE SAKKE AANGETEKEN EN DAG-VAARDINGS VIR SKULD UITGEREIK
 TABLE 1 - NUMBER OF CIVIL CASES RECORDED AND SUMMONSES FOR DEBT ISSUED

Item	Sake-ondernemings en private persons Business enterprises and private persons				Private persons			
	1994	1995	1995	1994	1995	1995	1994	1994
	Jun.	Mei/May	Jun.	Jun.	Jun.	Mei/May	Jun.	Jun.
	Gotal - Number							
1. Sake aangeleë/Cases recorded	1 126 917	111 490	115 508	107 256	1 007 944	99 016	105 634	92 764
1.1 Werklike syfers/Actual figures	99 500	116 600	96 081			89 685	105 925	84 355
1.2 Seisoensaangepas/Seasonally adjusted								
2. Siviele dagvaardings vir skuld/ Civil summonses for debt	1 085 588	108 137	111 527	103 920	972 613	96 425	102 057	90 269
2.1 Totaal/Total	95 668	113 503	92 231			86 521	103 260	81 240
2.1.1 Werklike syfers/Actual figures	279 491	25 002	25 097	28 145	250 828	22 664	22 783	25 365
2.1.2 Seisoensaangepas/Seasonally adjusted	29 129	3 148	2 908	2 502	26 650	2 935	2 660	2 264
2.2 Goedere verkoop/Goods sold	180 835	15 817	17 785	16 363	173 038	15 174	17 102	15 695
2.2.1 Ope rekening/Open account	232 269	24 016	24 886	22 713	196 882	19 450	22 243	16 677
2.2.2 Afbetalingsverkooptransaksies/ Instalment sale transactions	40 540	6 618	4 906	3 760	33 656	5 647	4 231	3 346
2.3 Dienste/Services	118 828	12 912	13 938	11 239	111 613	12 210	13 266	10 679
2.3.1 Professionele/Professional	77 157	8 828	11 038	6 210	69 001	7 850	10 024	5 391
2.3.2 Ander/Other								
2.4 Huur/Rent								
2.5 Geld geleen/Money lent								
2.6 Promesses, wissels, V/T-tjeks, kredietkaarte en ander skuldebewyse/promissory notes, bills, R/D cheques, credit cards and other acknowledgements of debt								
2.7 Ander/Other	127 339	11 796	10 969	12 988	110 945	10 395	9 748	10 852

TABLE 2 - CASES RECORDED IN SELECTED MAGISTRATES OFFICES

TABLE 2 - SAKKE AANGETEKEN IN UITGESOEKTE LANDROSKANTORE

Getaal - Number

Jaar of maand Year or month	Kaapse Skiereiland Cape Peninsula	Port Elizabeth	Dos-Londen East London	Kimberley	Pietermaritzburg	Durban	Johannesburg	Dos-East Rand	Mes-West Rand	Pretoria	Vereeniging en/and Vanderbijlpark	Bioemfontein
1993	178 084	38 104	16 729	8 412	31 066	90 319	132 951	66 520	29 276	92 397	16 389	24 710
1994	159 827	40 173	16 363	8 215	31 228	90 646	130 635	57 110	29 569	94 627	18 864	21 885
1994 - J	9 052	3 482	1 891	345	2 093	5 520	7 722	3 980	2 463	6 497	1 281	1 687
F	11 430	3 682	1 404	677	2 315	7 074	12 055	5 318	2 574	8 003	1 883	1 495
M	14 664	5 027	1 678	827	3 046	9 569	11 977	6 301	3 073	9 945	1 378	2 277
A	13 724	2 230	1 214	489	2 060	6 620	6 389	3 740	2 067	5 565	1 150	1 285
M	14 007	3 172	1 226	661	2 642	9 065	10 246	5 230	2 600	8 351	1 663	1 499
J	18 148	3 349	1 481	1 015	2 599	9 386	14 305	5 063	2 520	6 343	1 303	1 844
J	12 438	2 982	1 734	1 133	3 180	6 970	11 403	5 206	2 341	8 497	1 283	1 773
A	15 654	3 234	1 475	671	2 796	7 702	10 034	4 461	3 075	9 814	2 067	1 862
S	13 866	2 957	1 047	801	2 971	7 243	10 040	4 433	2 563	4 660	2 266	2 443
O	14 882	2 865	1 068	639	2 812	7 903	11 531	4 993	2 183	6 809	1 406	1 788
N	13 467	4 346	1 310	594	2 825	7 524	17 659	5 173	2 452	11 206	2 114	1 847
D	8 495	2 847	835	363	1 889	6 070	7 274	3 212	1 658	8 937	1 070	2 085
1995 - J	10 246	3 617	1 265	582	2 646	6 778	12 384	4 119	2 453	9 609	990	1 488
F	15 202	3 209	1 329	510	2 803	8 377	8 179	4 895	2 146	6 988	1 819	1 986
M	14 671	4 452	1 247	836	2 711	8 474	12 938	6 350	2 007	5 197	1 715	3 261
A	13 146	2 537	1 063	537	2 120	7 172	7 567	3 830	2 407	8 437	956	3 276
M	15 555	4 512	1 417	1 248	2 728	8 500	12 110	5 390	2 559	11 899	1 273	1 940
J	17 078	3 525	1 344	2 928	2 737	8 352	13 560	5 898	2 545	8 283	1 764	1 825

TABEL 3 - SIVIELE VONNISSE VIR SKULD BY VERSTEK EN TOESTEMMING

Item	Sake-ondernemings en private persone Business enterprises and private persons						Private persone Private persons					
	1994	1995	1995	1994	1994	1994	1995	1995	1994	1995	1994	1994
	Jun.	Jun.	Mei/May	Jun.	Mei/May	Jun.	Jun.	Mei/May	Jun.	Mei/May	Jun.	Jun.
	Getaal - Number											
Vonnisse/Judgements												
1.1	Totaal/Total											
1.1.1	516 878	47 568	50 017	48 201	470 143	43 730	45 358	43 670	43 730	45 358	43 670	43 670
1.1.2	8 461	43 468	51 515	44 238		40 018	46 358	40 162	40 018	46 358	40 162	40 162
1.2	Goedere verkoop/goods sold											
1.2.1	142 532	13 202	13 005	13 553	129 718	12 262	11 815	12 315	12 262	11 815	12 315	12 315
1.2.2	8 461	1 161	1 131	637	7 919	1 092	1 071	599	1 092	1 071	599	599
1.3	Dienste/Services											
1.3.1	91 241	8 909	8 847	8 535	89 232	8 709	8 449	8 349	8 709	8 449	8 349	8 349
1.3.2	85 441	8 390	8 682	8 377	75 515	7 645	7 858	7 316	7 645	7 858	7 316	7 316
1.4	Huur/Rent											
1.5	22 302	2 351	3 228	2 153	18 714	1 863	2 490	1 825	1 863	2 490	1 825	1 825
1.6	56 352	4 015	5 013	5 089	54 647	3 872	4 847	4 945	3 872	4 847	4 945	4 945
1.7	42 826	3 711	4 191	3 758	38 442	3 346	3 752	3 380	3 346	3 752	3 380	3 380
1.7	67 723	5 829	5 920	6 099	55 956	4 941	5 076	4 991	4 941	5 076	4 991	4 991
R1 000												
Vonnisse/Judgements												
1.1	Totaal/Total											
1.1.1	2 700 644	230 713	272 793	237 352	2 146 873	185 219	228 427	186 588	185 219	228 427	186 588	186 588
1.1.2	248 082	26 295	27 570	24 502	176 406	19 327	20 101	16 990	19 327	20 101	16 990	16 990
1.2.2	105 147	10 942	18 390	7 302	92 309	10 442	17 643	6 764	10 442	17 643	6 764	6 764
1.3	Dienste/Services											
1.3.1	81 548	7 669	9 673	7 086	75 677	6 882	8 235	6 692	6 882	8 235	6 692	6 692
1.3.2	154 973	16 454	20 379	13 800	114 285	13 567	17 367	9 438	13 567	17 367	9 438	9 438
1.4	Huur/Rent											
1.5	106 074	10 139	14 892	9 756	78 382	7 550	10 382	6 880	7 550	10 382	6 880	6 880
1.6	1 018 230	70 509	80 567	89 680	952 501	64 812	87 382	86 294	64 812	87 382	86 294	86 294
1.7	312 252	30 961	38 070	25 134	269 858	23 973	34 243	21 576	23 973	34 243	21 576	21 576
1.7	674 338	57 744	53 252	60 092	387 455	38 566	33 074	31 954	38 566	33 074	31 954	31 954