




REPUBLIC OF SOUTH AFRICA
REPUBLIEK VAN SUID-AFRIKA



SENTRALE STATISTIEKDIENS CENTRAL STATISTICAL SERVICE

Steynsarkade
Steyn's Arcade
Schoemanstraat 274
274 Schoeman Street
Privaatsak X44
Private Bag
PRETORIA
0001
Tel.: 325-2400 (012)
(m.i.v./w.e.f. 1988: 322-8622)
Teleks: 320450, 320523
Telex: 322418, 320173
Fax: 267150
(m.i.v./w.e.f. 1988: 3226325)

STATISTIESE NUUSBERIG

STATISTICAL NEWS RELEASE

P0041



STREEKKANTORE REGIONAL OFFICES

DURBAN
Tel.: 305-3904

KAAPSTAD
CAPE TOWN
Tel.: 4 61-2098
461-6940 (021)

PORT ELIZABETH
Tel.: 52-3801/2 (041)

NELSPRUIT
Tel.: 5-2455/6 (01311)

KIMBERLEY
Tel.: 3-3965/6 (0531)

KEMPTON PARK
Tel.: 394-3420/1 (011)

PIETERSBURG
Tel.: 7-1609 (01521)

KLERKSDORP
Tel.: 24008
24324 (018)

BLOEMFONTEIN
Tel.: 477766 (051)

**STATISTIEKE VAN SIVIELE SAKE VIR SKULD:
JUNIE 1988**

**STATISTICS OF CIVIL CASES FOR DEBT:
JUNE 1988**

11 AUGUSTUS/AUGUST 1988

OPSOMMING

Beide die getal dagvaardings vir skuld en die getal vonnisse vir skuld vir Junie 1988 toon betekenisvolle seisoensaangepaste toenames van onderskeidelik 9,7% en 16,1% met betrekking tot Mei 1988. Merkbare toenames in dié verband is deur byna alle landdroskantore aangeteken. Betekenisvolle toenames kom veral ten opsigte van goedere verkoop op ope rekening en ten opsigte van professionele dienste voor.

Die getal dagvaardings vir skuld vir die jongste drie maande tot Junie 1988 toon 'n seisoensaangepaste afname van 3,4% vergeleke met die voorafgaande drie maande, maar 'n toename van 2,8% vergeleke met die ooreenstemmende drie maande van die vorige jaar.

Die getal siviele vonnisse vir skuld vir die jongste drie maande tot Junie 1988 toon 'n seisoensaangepaste toename van 0,9% vergeleke met die voorafgaande drie maande, maar 'n afname van 2,2% vergeleke met die ooreenstemmende drie maande van die vorige jaar.

SUMMARY

Both the number of summonses for debt and the number of judgements for debt for June 1988 show significant seasonally adjusted increases of 9,7% and 16,1%, respectively, in respect of May 1988. Marked increases in this respect were recorded by almost all the magistrate's offices. Significant increases occur mainly in respect of goods sold on open account and in respect of professional services.

The number of summonses for debt for the last three months up to June 1988 shows a seasonally adjusted decrease of 3,4% compared with the previous three months, but an increase of 2,8% compared with the corresponding three months of the previous year.

The number of civil judgements for debt for the last three months up to June 1988 shows a seasonally adjusted increase of 0,9% compared with the previous three months, but a decrease of 2,2% compared with the corresponding three months of the previous year.

Tydperk Period	Getal Number		Persentasieverandering Percentage change	
	Dagvaardings vir skuld Summonses for debt	Siviele vonnisse vir skuld Civil judgements for debt	Dagvaardings vir skuld Summonses for debt	Siviele vonnis- se vir skuld Civil judge- ments for debt
Werklike syfers: Actual figures:				
Apr. 1988 - Jun. 1988	208 275	101 165	+ 2,8	- 2,2
Apr. 1987 - Jun. 1987	202 584	103 416		
Seisoensaangepaste syfers: Seasonally adjusted figures:				
Apr. 1988 - Jun. 1988	205 116	100 435	- 3,4	+ 0,9
Jan. 1988 - Mrt./Mar. 1988	212 229	99 586		

OPMERKINGS

Die gegewens het betrekking op alle siviele sake vir skuld deur Landdroskantore aangeteken.

Behalwe in geval van sake aangeteken, het alle ander inligting betrekking op skuldsake; m.a.w. eise vir skadevergoeding, uitsettingsbevele en ander nie-skuldsake is uitgesluit.

Vonnisse by verstek en toestemming het slegs betrekking op onverdedigde skuldsake.

NOTES

The particulars refer to all civil cases for debt recorded by Magistrate's Offices.

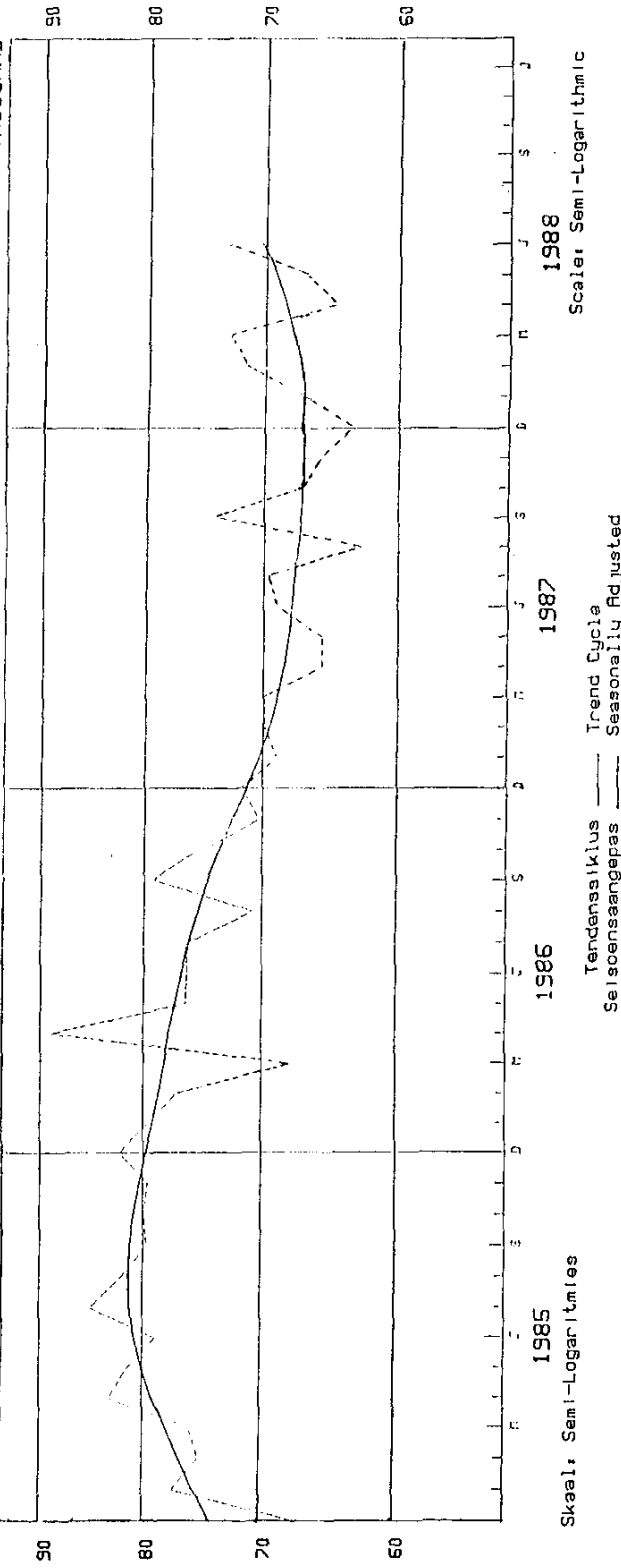
Except for cases recorded, all other information relates to debt cases only; i.e. claims for damages, ejectment orders and other non-debt cases are excluded.

Default and consent judgements relate to judgements given in respect of undefended debt cases only.

HOOF: SENTRALE STATISTIEKDIENS
HEAD: CENTRAL STATISTICAL SERVICE

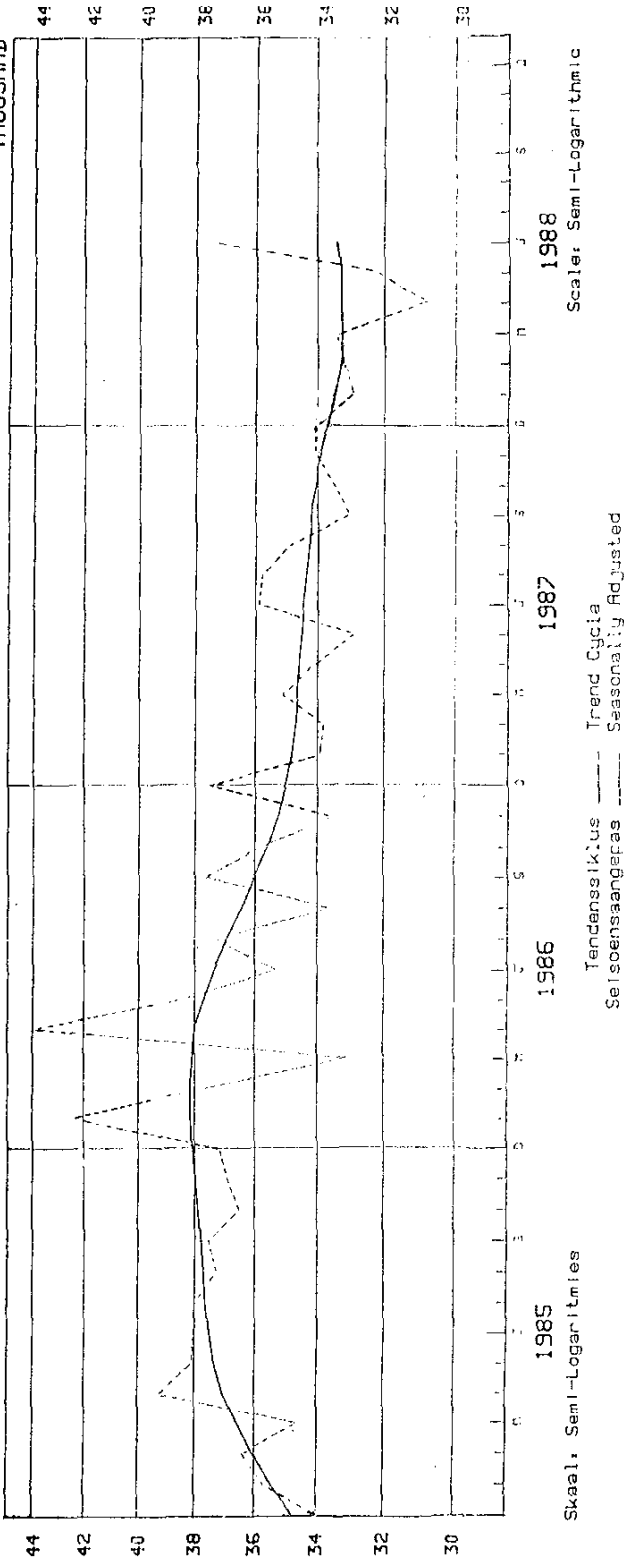
SIVIELE DAGVAARDINGS UITGEREIK - GETAL
DUISEND

CIVIL SUMMONSES ISSUED - NUMBER
THOUSAND



SIVIELE VONNISSE VIR SKULD - GETAL
DUISEND

CIVIL JUDGEMENTS FOR DEBT - NUMBER
THOUSAND



TABEL 1 - GETAL SIVIELE SAKKE AANGETEKEN EN DAG-
VAARDINGS VIR SKULD UITGEREIK

TABEL 1 - NUMBER OF CIVIL CASES RECORDED AND SUM-
MONSES FOR DEBT ISSUED

Item	Sake-ondernemings en private persone Business enterprises and private persons			Private persone Private persons			Item
	1987	1988	1987	1988	1987	1987	
	1987	1988	1987	1988	1987	1987	
	June	Mei	June	June	Mei	June	
	June	May	June	June	May	June	
Getal - Number							
1. Sake aangeteken	871 626	89 560	75 435	78 708	784 900	80 233	68 040
1.1 Werklike syfers	84 252	73 883		73 974		75 336	65 994
1.2 Seisoensaangepas							
2. Siviele dagvaardings vir skuld	812 812	79 115	67 753	74 133	730 576	70 462	60 918
2.1 Totaal	292 579	28 237	23 855	26 317	1260 166	25 634	21 566
2.1.1 Werklike syfers	21 003	2 373	2 204	2 123	19 642	1 970	1 843
2.1.2 Seisoensaangepas							
2.2 Goedere verkoop	151 506	15 206	12 864	13 686	144 689	14 379	12 284
2.2.1 Ope rekening	119 388	10 083	9 364	11 345	101 088	8 448	8 153
2.2.2 Afbetalingsverkoop-transaksies							
2.3 Dienste	43 010	5 309	4 325	3 659	39 465	4 663	3 822
2.3.1 Professionele	49 689	5 021	3 935	4 548	46 229	4 427	3 540
2.3.2 Ander							
2.4 Huur	58 949	4 843	4 664	5 248	49 733	3 665	3 777
2.5 Geld geleen	76 688	8 043	6 542	7 207	69 564	7 276	5 933
2.6 Promesses, wissels V.T.-tjeks, krediet-kaarte en ander skuldbewyse							
2.7 Ander							

1. Cases recorded
1.1 Actual figures
1.2 Seasonally adjusted

2. Civil summonses for debt
2.1 Total
2.1.1 Actual figures
2.1.2 Seasonally adjusted

2.2 Goods sold
2.2.1 Open account
2.2.2 Instalment sale transactions

2.3 Services
2.3.1 Professional
2.3.2 Other

2.4 Rent
2.5 Money lent
2.6 Promissory notes, bills, R.D. cheques, credit cards and other acknowledgements of debt

Other

TABEL 2 - SYVIELE VONNISSE VIR SKULD BY VERSTEK EN TOESTEMMING

TABLE 2 - CIVIL DEFAULT AND CONSENT JUDGEMENTS FOR DEBT

Item	Sake-ondernemings en private persone Business enterprises and private persons						Private persone Private persons						Item
	1987		1988		1987		1988		1987		1988		
	June	Mei	June	Mei	June	Mei	June	Mei	June	Mei	June		
Total - Number													
1. Vonnisse	411 704	39 075	32 358	37 514	374 953	36 169	29 864	33 832	33 832	36 169	29 864	33 832	Judgements Total
1.1 Totaal	411 704	39 075	32 358	37 514	374 953	36 169	29 864	33 832	33 832	36 169	29 864	33 832	1.1 Total
1.1.1 Werklike syfers		37 428	32 229	35 899		34 778	29 954	32 531	32 531	34 778	29 954	32 531	1.1.1 Actual figures
1.1.2 Seisoensaangepas													1.1.2 Seasonally adjusted
1.2 Goedere verkoop	162 584	15 394	12 096	15 261	147 762	14 362	11 148	13 741	13 741	14 362	11 148	13 741	1.2 Goods sold
1.2.1 Ope rekening													1.2.1 Open account
1.2.2 Arbeidingsverkoop-transaksies	10 004	957	832	826	9 434	941	822	725	725	941	822	725	1.2.2 Instalment sale transactions
1.3 Dienste	68 684	6 566	5 482	5 876	67 185	6 473	5 370	5 713	5 713	6 473	5 370	5 713	1.3 Services
1.3.1 Professionele	49 977	4 817	4 163	4 513	43 328	4 286	3 750	3 878	3 878	4 286	3 750	3 878	1.3.1 Professional
1.3.2 Ander													1.3.2 Other
1.4 Huur	20 690	2 178	1 512	2 054	18 988	2 037	1 417	1 872	1 872	2 037	1 417	1 872	1.4 Rent
1.5 Geld geleen	32 871	2 774	2 675	2 876	31 791	2 681	2 582	2 739	2 739	2 681	2 582	2 739	1.5 Money lent
1.6 Promesses, v.t.-tjeks, ens.	32 289	2 827	2 073	2 973	27 226	2 436	1 805	2 517	2 517	2 436	1 805	2 517	1.6 Promissory notes, R.D. cheques, etc.
1.7 Ander	34 605	3 562	3 525	3 135	29 239	2 953	2 970	2 647	2 647	2 953	2 970	2 647	1.7 Other
RI CCC													
1. Vonnisse	778 874	74 577	68 799	65 196	674 702	63 452	59 279	53 492	53 492	63 452	59 279	53 492	Judgements Total
1.1 Totaal	778 874	74 577	68 799	65 196	674 702	63 452	59 279	53 492	53 492	63 452	59 279	53 492	1.1 Total
1.2 Goedere verkoop	108 081	11 251	11 572	9 204	82 710	8 723	8 197	6 899	6 899	8 723	8 197	6 899	1.2 Goods sold
1.2.1 Ope rekening													1.2.1 Open account
1.2.2 Arbeidingsverkoop-transaksies	84 512	8 427	8 880	5 612	80 436	8 380	8 866	5 248	5 248	8 380	8 866	5 248	1.2.2 Instalment sale transactions
1.3 Dienste	21 042	2 402	1 767	1 830	19 838	2 306	1 674	1 686	1 686	2 306	1 674	1 686	1.3 Services
1.3.1 Professionele	34 620	4 048	3 482	3 071	27 171	3 035	2 818	2 437	2 437	3 035	2 818	2 437	1.3.1 Professional
1.3.2 Ander													1.3.2 Other
1.4 Huur	31 493	2 979	1 784	4 239	24 945	2 585	1 510	2 375	2 375	2 585	1 510	2 375	1.4 Rent
1.5 Geld geleen	258 877	23 465	21 606	23 363	245 060	23 027	19 884	21 585	21 585	23 027	19 884	21 585	1.5 Money lent
1.6 Promesses, v.t.-tjeks, ens.	102 065	7 615	6 925	8 365	87 492	6 725	6 280	6 975	6 975	6 725	6 280	6 975	1.6 Promissory notes, R.D. cheques, etc.
1.7 Ander	138 185	14 390	12 784	9 513*	1107 013	8 672	10 051	6 287	6 287	8 672	10 051	6 287	1.7 Other

* Hierdie

* Revised