

LIBRARY COPY

SENTRALE STATISTIEKDIENS
Privaatsak X44
PRETORIA
0001
Tel. (012) 3252400




CENTRAL STATISTICAL SERVICE
Private Bag X44
PRETORIA
0001
Tel. (012) 3252400

20 AUGUSTUS 1987

Republiek van Suid-Afrika
Republic of South Africa

20 AUGUST 1987

STATISTIESE NUUSBERIG



STATISTICAL NEWS RELEASE

STATISTIEKE VAN SIVIELE SAKE VIR SKULD: JUNIE 1987
STATISTICS OF CIVIL CASES FOR DEBT: JUNE 1987

OPSOMMING

SUMMARY

Die getal dagvaardings vir skuld vir die jongste drie maande tot Junie 1987 toon 'n seisoensaangepaste afname van 3,7% vergeleke met die voorafgaande drie maande, en 'n afname van 16,9% vergeleke met die ooreenstemmende drie maande van 1986.

The number of summonses for debt for the last three months up to June 1987 shows a seasonally adjusted decrease of 3,7% compared with the previous three months, and a decrease of 16,9% compared with the corresponding three months of 1986.

Die getal siviele vonnisse vir skuld vir die jongste drie maande tot Junie 1987 toon 'n seisoensaangepaste toename van 1,9% vergeleke met die voorafgaande drie maande, en 'n afname van 12,1% vergeleke met die ooreenstemmende drie maande van 1986.

The number of civil judgements for debt for the last three months up to June 1987 shows a seasonally adjusted increase of 1,9% compared with the previous three months, and a decrease of 12,1% compared with the corresponding three months of 1986.

Tydperk Period	Getal dagvaardings vir skuld Number of summonses for debt	Getal siviele vonnisse vir skuld Number of civil judgements for debt	Persentasieverandering van: Percentage change of:	
			Dagvaardings vir skuld Summonses for debt	Siviele vonnisse vir skuld Civil judgements for debt
Werklike syfers: Actual figures:				
Apr. 1987 - Jun. 1987	202 584	103 416		
Apr. 1986 - Jun. 1986	243 763	117 713	-16,9	-12,1
Seisoensaangepaste syfers: Seasonally adjusted figures:				
Apr. 1987 - Jun. 1987	200 067	104 479		
Jan. 1987 - Mrt./Mar. 1987	207 710	102 512	- 3,7	+ 1,9

OPMERKINGS

NOTES

Behalwe in geval van sake aangeteken, het alle ander inligting betrekking op skuldsake; m.a.w. eise vir skadevergoeding, uitsettingsbevele en ander nie-skuldsake is uitgesluit.

Except for cases recorded, all other information relates to debt cases only; i.e. claims for damages, ejectment orders and other non-debt cases are excluded.

Vonnisse by verstek en toestemming het slegs betrekking op onverdedigde skuldsake.

Default and consent judgements relate to judgements given in respect of undefended debt cases only.

HOOF: SENTRALE STATISTIEKDIENS
HEAD: CENTRAL STATISTICAL SERVICE

STREEKKANTORE/REGIONAL OFFICES:

DURBAN: (031) 312593

KAAPSTAD/CAPE TOWN: (021) 466940,
462098

KIMBERLEY: (0531) 33965/6

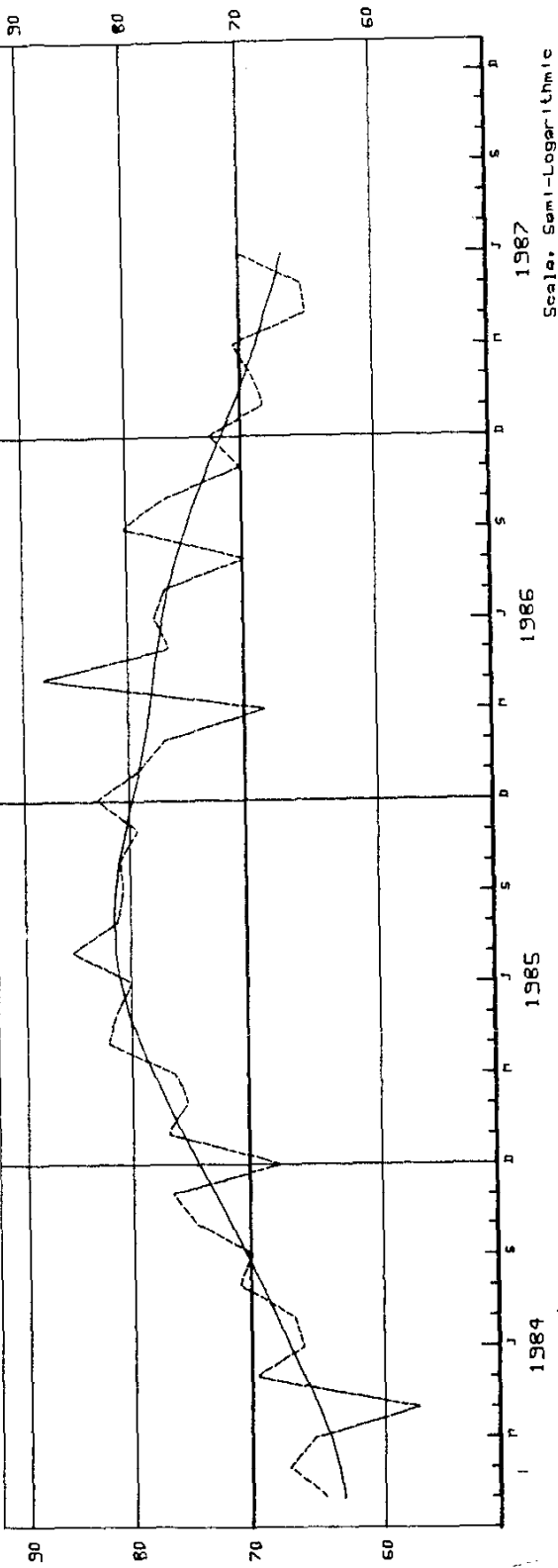
NELSPRUIT: (01311) 52455/6

PIETERSBURG: (01521) 71609

PORT ELIZABETH: (041) 523801/2

KEMPTON PARK: (011) 3943420/1

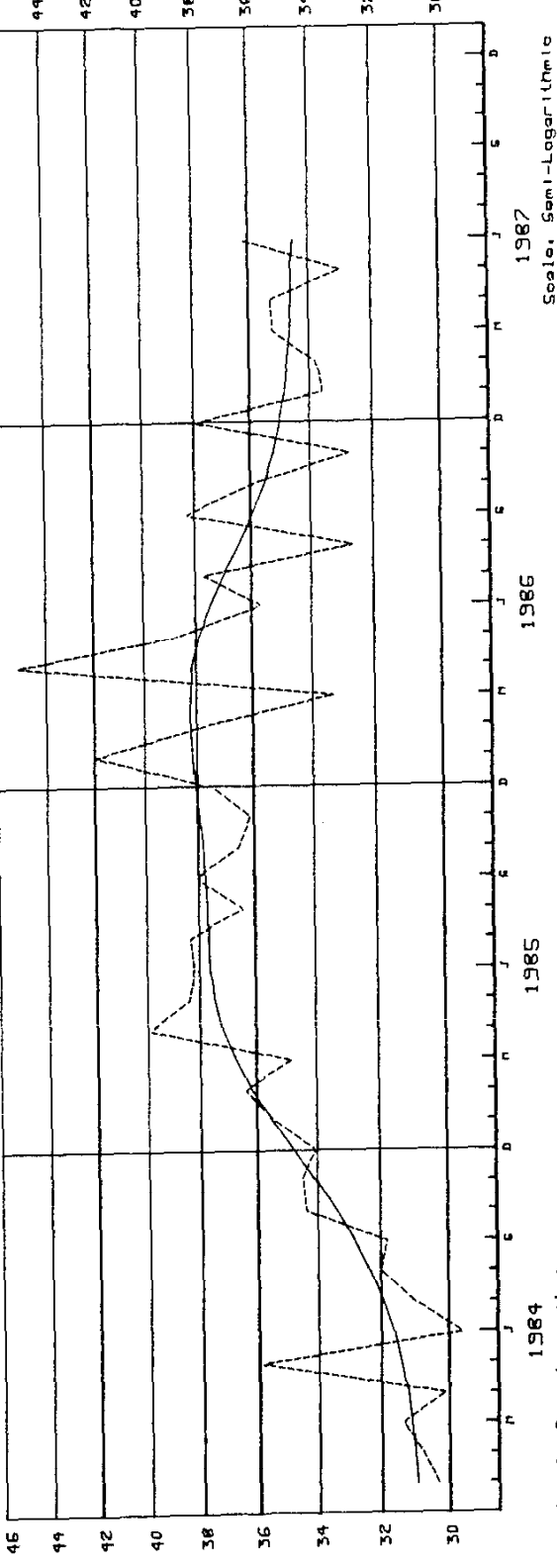
SIVIELE DAGVAARDINGS UITGEREIK - GETAL
 DUISEND



Tendensielus
 Seizoensgepas

Trend Cycle
 Seasonally Adjusted

SIVIELE VONNISSE VIR SKULD - GETAL
 DUISEND



Tendensielus
 Seizoensgepas

Trend Cycle
 Seasonally Adjusted

TABEL 1 - CETAAL SIVIELE SAKE AANGETEKEN EN DAG-
VAARDINGS VIR SKULD UITGEREIK

TABEL 1 - NUMBER OF CIVIL CASES RECORDED AND SUM-
MONSES FOR DEBT ISSUED

Getal - Number

Item	Sake-ondernemings en private persone Business enterprises and private persons				Private persone Private persons				Item
	1987		1986		1987		1986		
	Junie June	Mei May	Junie June	Junie June	Junie June	Mei May	Junie June	Junie June	
1. Sake aangeteken 1.1 Werklike syfers 1.2 Seisoensaangepas	974 250	78 708 75 103	72 032 70 758	86 868 82 496*	858 465	64 807 62 858	76 285 72 171*	76 285 72 171*	1. Cases recorded 1.1 Actual figures 1.2 Seasonally adjusted
2. Siviele dagvaardings vir skuld									2. Civil summonses for debt
2.1 Totaal	908 312	74 133 70 202	66 306 65 198	82 173 77 522*	798 759	59 407 58 242	72 205 67 862*	72 205 67 862*	2.1 Total 2.1.1 Actual figures 2.1.2 Seasonally adjusted
2.2 Goedere verkoop	344 801	26 317	22 818	29 898	298 633	20 163	25 712	25 712	2.2 Goods sold
2.2.1 Ope rekening	35 354	2 123	1 403	4 158	32 272	1 302	3 814	3 814	2.2.1 Open account
2.2.2 Afbetalingsverkoop- transaksies	156 687	13 686	11 097	14 396	148 597	10 690	13 808	13 808	2.2.2 Instalment sale transactions
2.3 Dienste	129 264	11 345	12 759	12 320	109 213	11 023	10 368	10 368	2.3 Services
2.3.1 Professionele	42 144	3 659	2 753	3 227	37 143	2 479	2 801	2 801	2.3.1 Professional
2.3.2 Ander	54 353	4 548	4 131	4 798	47 968	3 823	4 262	4 262	2.3.2 Other
2.4 Huur	63 652	5 248	4 636	5 123	51 959	4 442	4 165	4 165	2.4 Rent
2.5 Geld geleen									2.5 Money lent
2.6 Promesses, V.T.- tjeks, ens.									2.6 Promissory notes, R.D. cheques, etc.
2.7 Ander	82 057	7 207	6 709	8 253	72 974	6 040	7 275	7 275	2.7 Other

* Hersien - Revised

TABEL 2 - SIVIELE VONNISSE VIR SKULD BY VERSTEK EN TOESTEMMING

TABEL 2 - CIVIL DEFAULT AND CONSENT JUDGEMENTS FOR DEBT

Item	Sake-ondernemings en private persone Business enterprises and private persons						Private persone Private persons						Item
	1987			1986			1987			1986			
	Junie June	Mei May	Junie June	Junie June	Mei May	Junie June	Junie June	Mei May	Junie June	Junie June	Mei May	Junie June	
	Getal - Number												
1.1. Vonnisse - Totaal	444 877	37 514	33 003	37 010	398 911	33 832	30 082	32 931	1.1. Judgements - Total				
1.1.1. Werklike syfers	36 280	32 937	35 655*		31 767	30 602	30 863*	1.1.1. Actual figures					
1.1.2. Seisoensaangepas								1.1.2. Seasonally adjusted					
2. Goedere verkoop	178 808	15 261	13 384	15 024	158 570	13 741	12 178	13 331	2. Goods sold				
2.1. Ope rekening	13 768	826	820	1 265	13 097	725	796	1 207	2.1. Open account				
2.2. Afbetalingsverkoop-transaksies									2.2. Instalment sale transactions				
3. Dienste	70 856	5 876	5 020	5 954	68 976	5 713	4 906	5 839	3. Services				
3.1. Professionele	53 268	4 513	3 913	4 024	45 497	3 878	3 445	3 413	3.1. Professional				
3.2. Ander	25 969	2 054	1 648	1 757	24 001	1 872	1 536	1 589	3.2. Other				
4. Huur	35 686	2 876	2 629	3 164	34 178	2 739	2 544	3 024	4. Rent				
5. Geld geleen	35 297	2 973	2 634	2 736	28 817	2 517	2 311	2 151	5. Money lent				
6. Promesses, v.T.-tjeks, ens.	31 225	3 135	2 955	3 086	25 775	2 647	2 366	2 377	6. Promissory notes, R.D. cheques, etc.				
7. Ander									7. Other				
	RI 000												
1. Vonnisse - Totaal	879 509	65 196	68 046	82 584	743 342	53 492	61 015	66 465	1. Judgements - Total				
2. Goedere verkoop	124 314	9 204	8 049	10 938	88 065	6 899	6 426	6 915	2. Goods sold				
2.1. Ope rekening	90 177	5 612	12 423	10 715	84 138	5 248	11 994	10 181	2.1. Open account				
2.2. Afbetalingsverkoop-transaksies	20 510	1 830	1 482	1 817	18 663	1 686	1 409	1 579	2.2. Instalment sale transactions				
3. Dienste	39 512	3 071	2 536	2 897	30 123	2 437	2 076	2 254	3. Services				
3.1. Professionele	35 354	4 239	2 536	2 276	29 314	2 375	2 119	1 883	3.1. Professional				
3.2. Ander	319 654	23 363	22 148	29 033	294 956	21 585	21 288	25 760	3.2. Other				
4. Huur	128 752	8 365	9 944	10 159	107 094	6 975	8 811	8 316	4. Rent				
5. Geld geleen	121 236	9 512	8 927	14 749	90 989	6 287	6 890	9 577	5. Money lent				
6. Promesses, v.T.-tjeks, ens.									6. Promissory notes, R.D. cheques, etc.				
7. Ander									7. Other				

* Hersien - Revised