

SENTRALE STATISTIEKDIENS
 Privaatsak X44
 PRETORIA
 0001
 Tel. (012) 3252400

CENTRAL STATISTICAL SERVICE
 Private Bag X44
 PRETORIA
 0001
 Tel. (012) 3252400

LIBRARY COPY



SENTRALE STATISTIEKDIENS
 CENTRAL STATISTICAL SERVICES
 Republiek van Suid-Afrika
 Republic of South Africa

BIBLIOTEK/LIBRARY
 PRETORIA 0001
 P. 19-2

STATISTICAL NEWS RELEASE

15 SEPTEMBER 1987

STATISTIESE NUUSBERIC

STATISTIEKE VAN SIVIELE SAKE VIR SKULD: JULIE 1987
 STATISTICS OF CIVIL CASES FOR DEBT: JULY 1987

OPSOMMING

SUMMARY

Die getal dagvaardings vir skuld vir die jongste drie maande tot Julie 1987 toon 'n seisoensaangepaste toename van 0,5% vergeleke met die voorafgaande drie maande, en 'n afname van 10,8% vergeleke met die ooreenstemmende drie maande van 1986.

The number of summonses for debt for the last three months up to July 1987 shows a seasonally adjusted increase of 0,5% compared with the previous three months, and a decrease of 10,8% compared with the corresponding three months of 1986.

Die getal siviele vonnisse vir skuld vir die jongste drie maande tot Julie 1987 toon 'n seisoensaangepaste toename van 1,0% vergeleke met die voorafgaande drie maande, en 'n afname van 5,8% vergeleke met die ooreenstemmende drie maande van 1986.

The number of civil judgements for debt for the last three months up to July 1987 shows a seasonally adjusted increase of 1,0% compared with the previous three months, and a decrease of 5,8% compared with the corresponding three months of 1986.

Tydperk Period	Getal dagvaardings vir skuld Number of summonses for debt	Getal siviele vonnisse vir skuld Number of civil judgements for debt	Persentasieverandering van: Percentage change of:	
			Dagvaardings vir skuld Summonses for debt	Siviele vonnisse vir skuld Civil judgements for debt
Werklike syfers: Actual figures:				
Mei/May 1987 - Jul. 1987	214 003	110 819	-10,8	- 5,8
Mei/May 1986 - Jul. 1986	239 879	117 657		
Seisoensaangepaste syfers: Seasonally adjusted figures:				
Mei/May 1987 - Jul. 1987	205 461	105 362	+ 0,5	+ 1,0
Febr./Feb. 1987 - Apr. 1987	204 410	104 287		

OPMERKINGS

NOTES

Behalwe in geval van sake aangeteken, het alle ander inligting betrekking op skuldsake; m.a.w. eise vir skadevergoeding, uitsettingsbevele en ander nie-skuldsake is uitgesluit.

Except for cases recorded, all other information relates to debt cases only; i.e. claims for damages, ejection orders and other non-debt cases are excluded.

Vonnisse by verstek en toestemming het slegs betrekking op onverdedigde skuldsake.

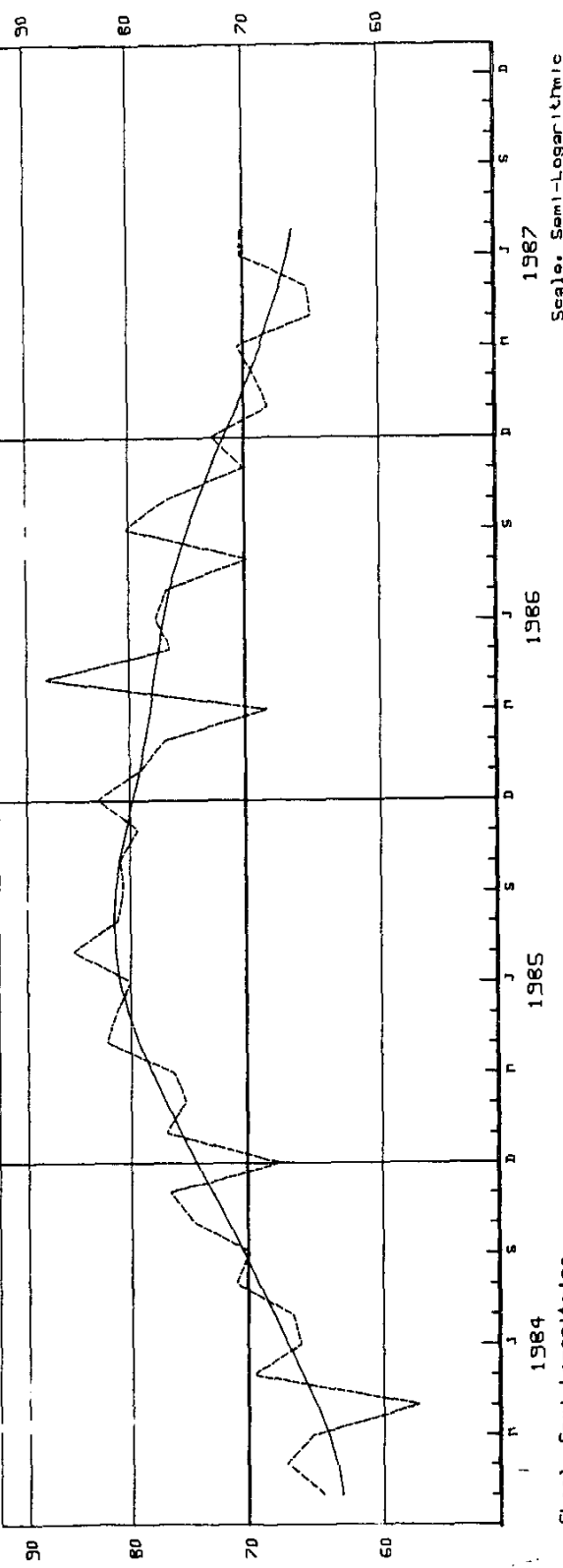
Default and consent judgements relate to judgements given in respect of undefended debt cases only.

[Handwritten Signature]
 HOOF: SENTRALE STATISTIEKDIENS
 HEAD: CENTRAL STATISTICAL SERVICE

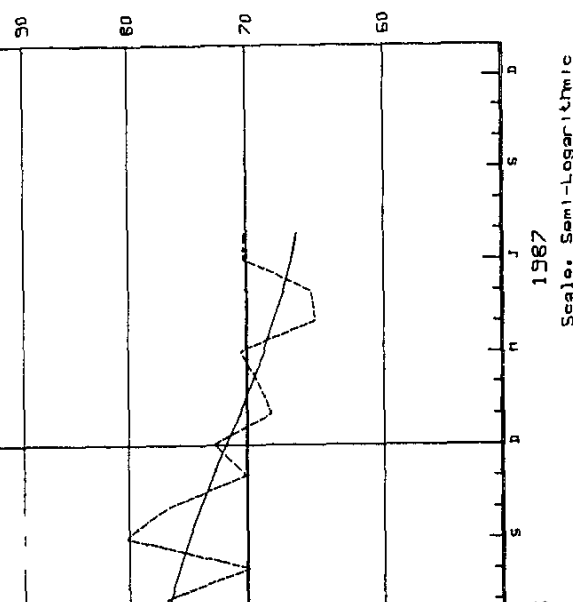
STREEKRANTORE/REGIONAL OFFICES:

DURBAN: (031) 312593 KAAPSTAD/CAPE TOWN: (021) 466940, 462098 KIMBERLEY: (0531) 33965/6
 NELSPRUIT: (01311) 52455/6 PIETERSBURG: (01521) 71609 PORT ELIZABETH: (041) 523801/2
 KEMPTON PARK: (011) 3943420/1

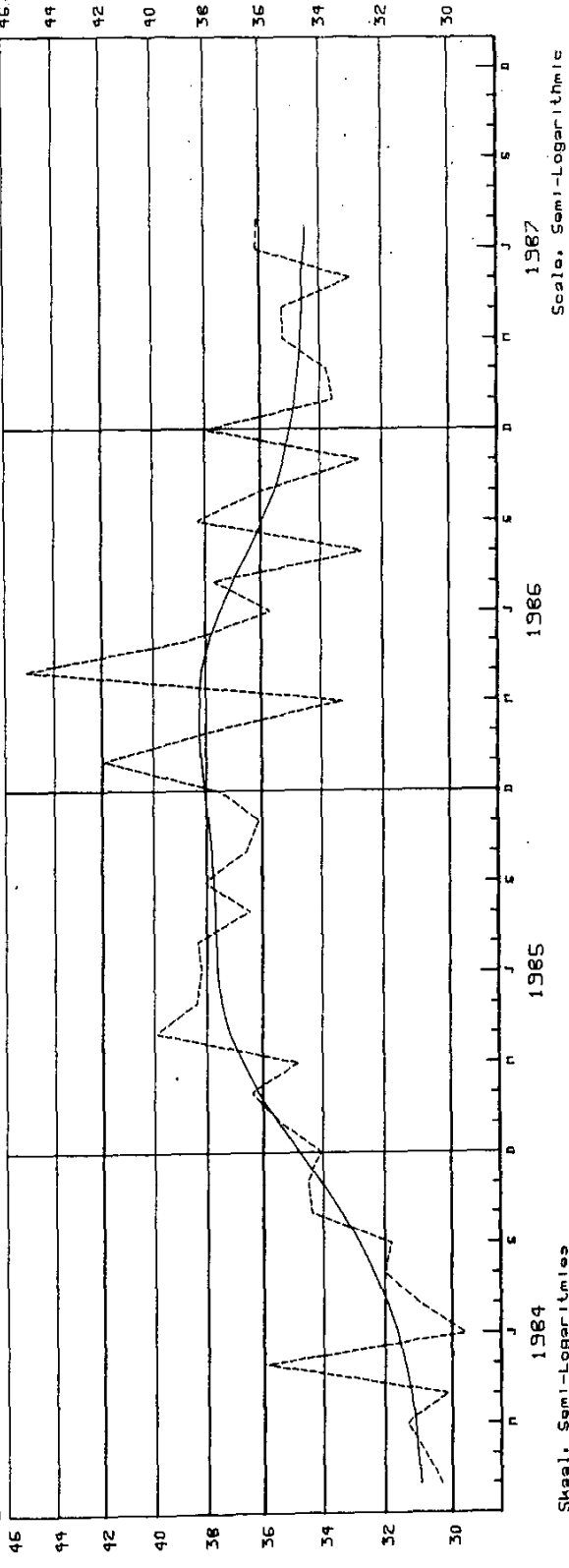
SIVIELE VAGUARDINGS UITGEREIK - GETAL
DUISEND



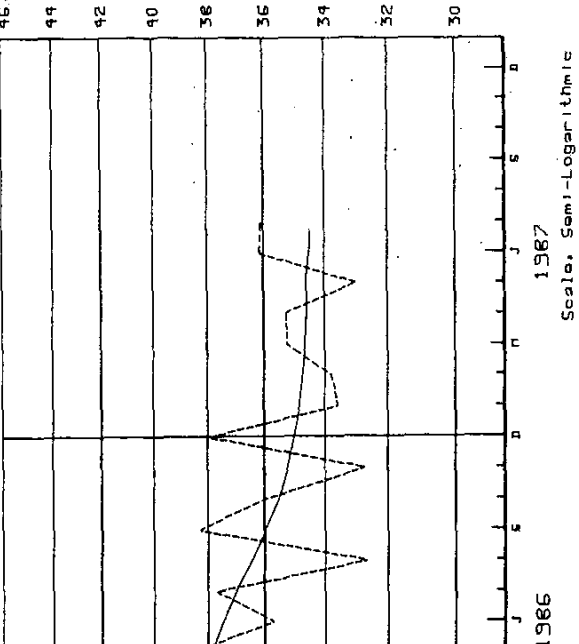
CIVIL SUMMING IS ISSUED - NUMBER
THOUSAND



SIVIELE VONNISSE VIR SKULD - GETAL
DUISEND



CIVIL JUDGEMENTS FOR DEBT - NUMBER
THOUSAND



TABEL 1 - GETAL . . . VIELE SAKKE AANGETEKEN EN DAG-
VAARDINGS VIR SKULD UITGEREIK

TABEL 1 - NUMBER OF CIVIL CASES RECORDED AND SUM-
MONSES FOR DEBT ISSUED

Getal - Number

Item	Sake-ondernemings en private persone Business enterprises and private persons						Private persone Private persons						Item
	1986			1987			1986			1987			
	Julie July	Junie June	Julie July	Julie July	Junie June	Julie July	Julie July	Junie June	Julie July	Julie July	Junie June	Julie July	
1. Sake aangeteken 1.1 Werklike syfers 1.2 Seisoensaangepas	974 250	81 249 77 528	78 708 75 103	85 063 81 167	1858 465	73 296 71 788	70 881 67 377	73 463 71 952	1.1 Actual figures 1.2 Seasonally adjusted				
2. Siviele dagvaardings vir skuld									2. Civil summonses for debt				
2.1 Totaal	908 312	73 564 70 061	74 133 70 202	80 458 76 627	1798 759	66 083 63 787	66 658 62 885	69 399 66 987	2.1 Total 2.1.1 Actual figures 2.1.2 Seasonally adjusted				
2.2 Goedere verkoop									2.2 Goods sold				
2.2.1 Ope rekening	344 801	27 016	26 317	31 283	1298 633	24 195	23 278	27 057	2.2.1 Open account				
2.2.2 Afbetalingsverkoop- transaksies	35 354	2 015	2 123	3 644	32 272	1 915	1 995	3 281	2.2.2 Instalment sale transactions				
2.3 Dienste									2.3 Services				
2.3.1 Professionele	156 687	13 192	13 686	12 935	1148 597	12 633	13 271	11 996	2.3.1 Professional				
2.3.2 Ander	129 264	10 763	11 345	10 619	1109 213	9 007	9 351	8 706	2.3.2 Other				
2.4 Huur	42 144	3 529	3 659	2 975	37 143	3 195	3 317	2 416	2.4 Rent				
2.5 Geld geleen	54 353	4 692	4 548	5 544	47 968	4 395	4 303	4 770	2.5 Money lent				
2.6 Promesses, V.T.- tjeks, ens.	63 652	5 370	5 248	5 852	51 959	4 430	4 442	4 574	2.6 Promissory notes, R.D. cheques, etc.				
2.7 Ander	82 057	6 987	7 207	7 606	72 974	6 313	6 701	6 599	2.7 Other				

TABLE 2 - S. VIJEL, LISSIE VIR SKULD BY VERSTURK EN TOESTEMING. TABLE 2 - CIVIL DEFAULT AND CONSENT JUDGEMENTS FOR DEBT

Item	Sake-ondernemings en private persone Business enterprises and private persons				Private persone Private persons				Item
	1987		1986		1987		1986		
	Julie July	Junie June	Julie July	Junie June	Julie July	Junie June	Julie July	Junie June	
Total - Number									
1. Vonnisse - Totaal	444 877	40 302	37 514	42 037	398 911	36 429	33 832	37 461	1. Judgements - Total
1.1. Werklike syfers	36 145	36 280	37 701	37 701	32 760	31 767	33 688	33 688	1.1 Actual figures
1.2. Seisoensaangepas									1.2 Seasonally adjusted
2. Goedere verkoop	178 808	15 582	15 261	16 867	158 570	14 164	13 741	15 156	2. Goods sold
2.1. Ope rekening	13 768	868	826	1 384	13 097	807	725	1 323	2.1 Open account
2.2. Afbetalingsverkooptransaksies									2.2 Instalment sale transactions
3. Dienste	70 856	6 449	5 876	6 885	68 976	6 229	5 713	6 670	3. Services
3.1. Professionele	53 268	4 927	4 513	4 989	45 497	4 160	3 878	4 210	3.1 Professional
3.2. Ander									3.2 Other
4. Huur	25 969	2 209	2 054	1 807	24 001	2 000	1 872	1 652	4. Rent
5. Geld geleen	35 686	3 272	2 876	3 297	34 178	3 162	2 739	3 160	5. Money lent
6. Promesses, v.T.-tjeks, ens.	35 297	3 038	2 973	3 311	28 817	2 553	2 517	2 715	6. Promissory notes, R.D. cheques, etc.
7. Ander	31 225	3 957	3 135	3 497	25 775	3 354	2 647	2 575	7. Other
RI 000									
1. Vonnisse - Totaal	879 509	78 466	65 196	84 426	743 342	66 939	53 492	71 303	1. Judgements - Total
2. Goedere verkoop	124 314	10 355	9 204	11 060	88 065	8 225	6 899	8 407	2. Goods sold
2.1. Ope rekening	90 177	11 397	5 612	8 943	84 138	11 244	5 248	8 117	2.1 Open account
2.2. Afbetalingsverkooptransaksies									2.2 Instalment sale transactions
3. Dienste	20 510	1 883	1 830	2 352	18 663	1 773	1 686	2 228	3. Services
3.1. Professionele	39 512	3 043	3 071	4 349	30 123	2 314	2 437	3 548	3.1 Professional
3.2. Ander									3.2 Other
4. Huur	35 354	2 758	4 239	2 480	29 314	2 201	2 375	1 950	4. Rent
5. Geld geleen	319 654	29 495	23 363	33 771	294 956	27 168	21 585	31 792	5. Money lent
6. Promesses, v.T.-tjeks, ens.	128 752	8 577	8 365	11 714	107 094	7 492	6 975	10 184	6. Promissory notes, R.D. cheques, etc.
7. Ander	121 236	10 959	9 512	9 757	90 989	6 523	6 287	5 077	7. Other