

STATISTIESE NUUSBERIG
SENTRALE STATISTIEKDIENS


PRETORIA
8 OKTOBER 1984



Republiek van Suid-Afrika
Republic of South Africa

STATISTICAL NEWS RELEASE
CENTRAL STATISTICAL SERVICES

PRETORIA
8 OCTOBER 1984



LIBRARY COPY

P.13.2

STATISTIEKE VAN SIVIELE SAKE VIR SKULD: JULIE 1984
STATISTICS OF CIVIL CASES FOR DEBT: JULY 1984

Hierdie Nuusberig bevat maandelikse statistieke van totale siviele skuldsake. Die gegewens is ramings gebaseer op inligting versamel van 'n steekproef van ongeveer 200 Landdros- en Kommissariskantore.

Behalwe in geval van sake aangeteken, het alle ander inligting betrekking op skuldsake, m.a.w. eise vir ska-
devergoeding, uitsettingsbevele en ander nie-skuldsake is uitgesluit.

Vonnisse by verstek en toestemming het slegs betrekking op onverdedigde skuldsake.

Afsonderlike gegewens word gegee vir skuldsake wat op private persone betrekking het.

This News Release contains monthly statistics of total civil debt cases. The data are estimates based on information collected from a sample of approximately 200 Magistrate's and Commissioner's Offices.

Except for cases recorded, all other information relates to debt cases only, i.e. claims for damages, ejectment orders and other non-debt cases are excluded.

Default and consent judgements relate to judgements given in respect of undefended debt cases only.

Separate particulars are shown for debt cases relating to private persons.

Tydperk Period	Seisoensaangepaste syfers Seasonally adjusted figures		Persentasieverandering van: Percentage change of:	
	Dagvaardings vir skuld Summonses for debt	Siviele vonnisse vir skuld Civil judgements for debt	Dagvaardings vir skuld Summonses for debt	Siviele vonnisse vir skuld Civil judgements for debt
	Getal Number		%	
Mei/May 1984 - Jul. 1984	200 427	96 265		
Mei/May 1983 - Jul. 1983	193 802*	85 416*	+ 3,4	+12,7
Mei/May 1984 - Jul. 1984	200 427	96 265		
Febr./Feb. 1984 - Apr. 1984	190 054	92 726	+ 5,5	+ 3,8

* Hersien - Revised

WIND. HOOF: SENTRALE STATISTIEKDIENS
ACT. CHIEF: CENTRAL STATISTICAL SERVICES

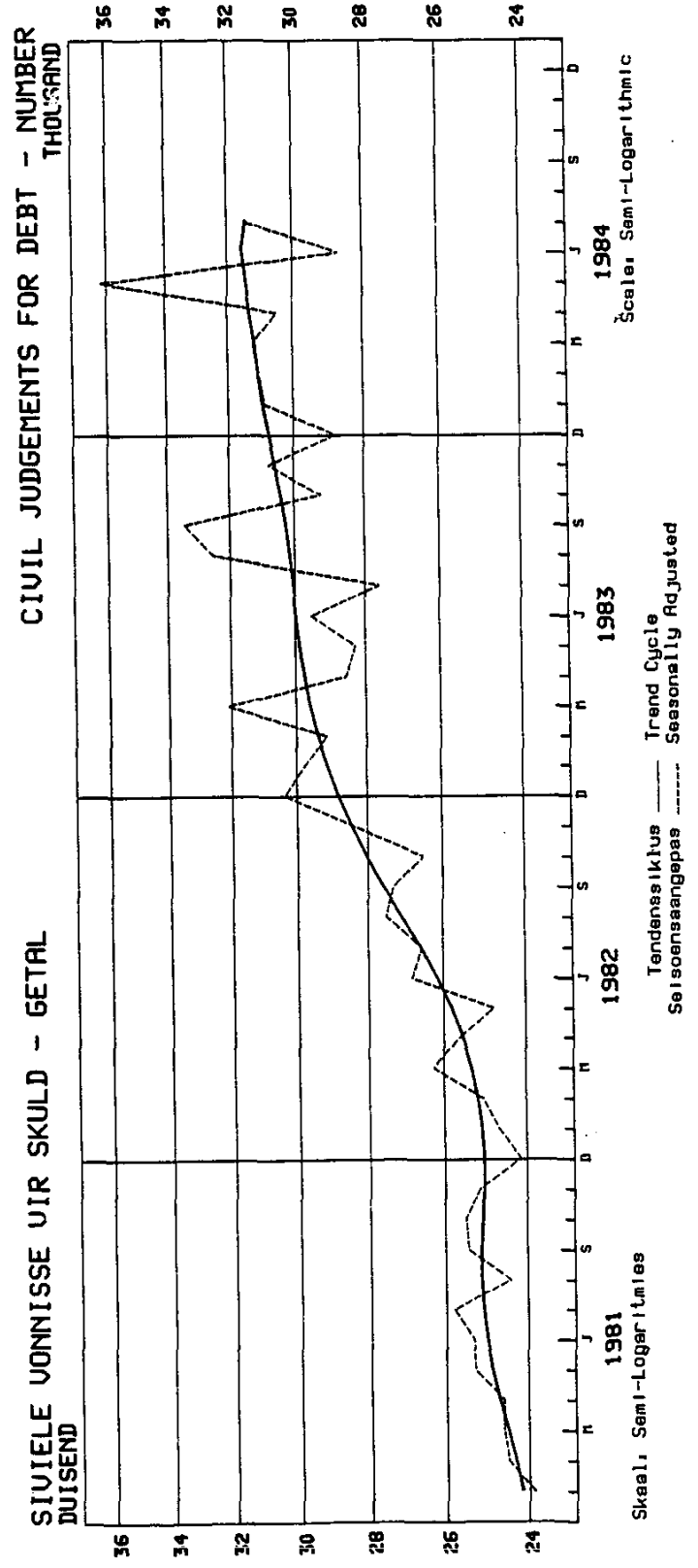
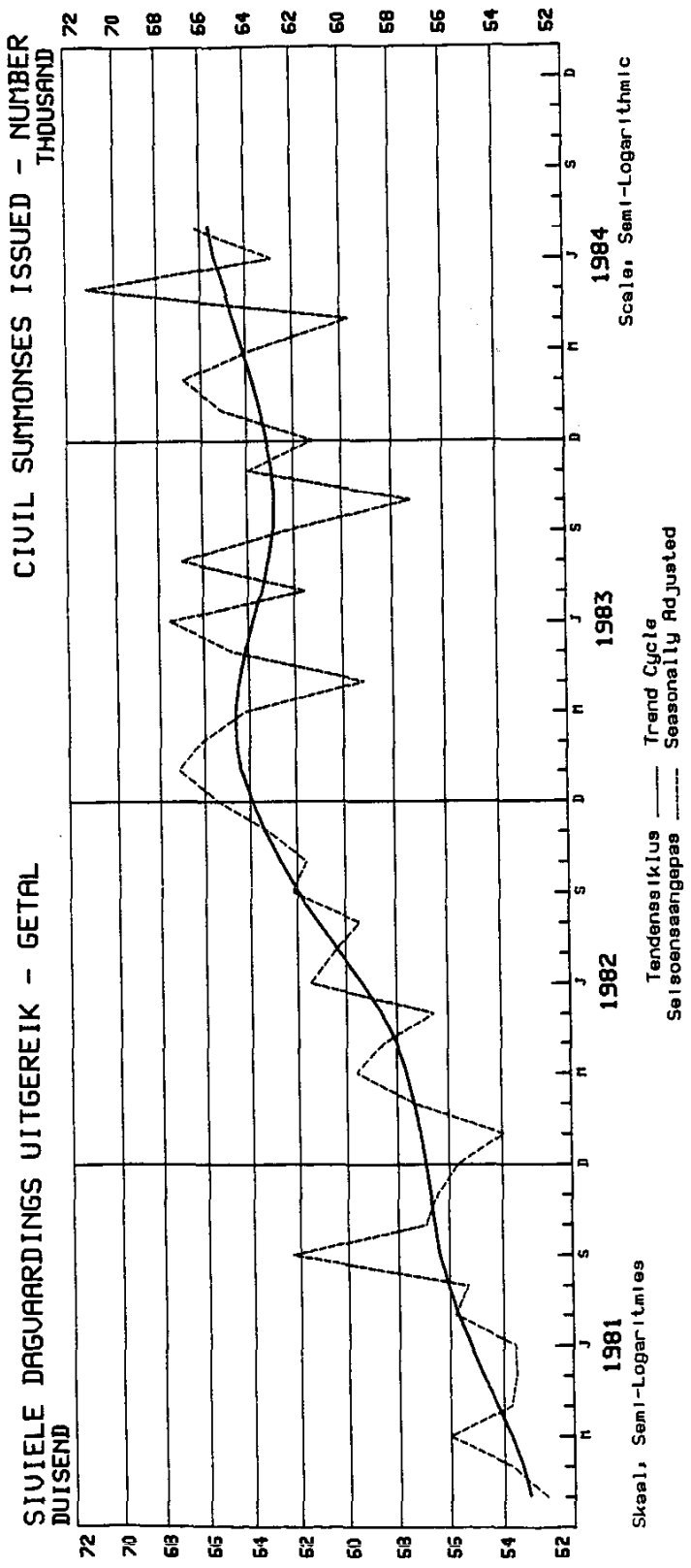


TABLE 1 - CETAAL, SIVIELE SAKE AANGETEKEN EN DAGVAARDINGS UITGEREIK

TABLE 1 - NUMBER OF CIVIL CASES RECORDED AND SUMMONSES ISSUED

Cetaal - Number

Item	Sake-ordermenings en private persone Business enterprises and private persons						Private persone Private persons				Item	
	1983		1984		1983		1984		1983			1983
	Julie July	Junie June	Julie July	Junie June	Julie July	Junie June	Julie July	Junie June				
1. Sake aangeteiken 1.1 Werklike syfers 1.2 Seisoensaangepas	825 666	69 827 65 875	76 034 67 227	70 449 66 333	720 451	59 090 56 384	63 721 56 591	59 708 56 803	1.1 Actual figures 1.2 Seasonally adjusted			
2. Siviele dagvaardings vir skuld 2.1 Totaal 2.1.1 Werklike syfers 2.1.2 Seisoensaangepas	762 606	70 099 66 256	70 628 62 836	65 249 61 581*	666 273	59 240 57 016	59 091 53 139	55 355 53 112	2. Civil summonses for debt 2.1 Total 2.1.1 Actual figures 2.1.2 Seasonally adjusted			
2.2 Goedere verkoop 2.2.1 Ope rekening 2.2.2 Afbetalingsverkooptransaksies	294 175 46 194	26 765 4 149	26 594 3 647	25 227 3 427	255 950 41 750	22 245 3 531	22 102 3 094	21 393 2 948	2.2 Goods sold 2.2.1 Open account 2.2.2 Instalment sale transactions			
2.3 Dienste 2.3.1 Professionele 2.3.2 Ander	125 874 86 465	10 999 8 691	11 570 8 878	11 510 7 418	118 586 72 829	10 207 7 213	10 680 7 118	10 571 6 128	2.3 Services 2.3.1 Professional 2.3.2 Other			
2.4 Huur 2.5 Geld geleen 2.6 Promesses, V.T.-tjeks, ens.	33 433 34 130 51 509	3 184 3 889 4 704	3 027 3 694 4 754	2 611 2 986 4 731	28 241 28 555 42 416	2 589 3 143 3 654	2 437 2 900 3 665	2 069 2 365 3 844	2.4 Rent 2.5 Money lent 2.6 Promissory notes, R.D. cheques, etc.			
2.7 Ander	90 826	7 718	8 464	7 339	77 946	6 658	7 095	6 037	2.7 Other			

* Hersien - Revised

TABEL 2 - VONNISSE BY VERSTEK EN TOESTEMMING

TABEL 2 - DEFAULT AND CONSENT JUDGEMENTS

Item	Sake-ondernemings en private persone Business enterprises and private persons						Private persone Private persons						Item
	1983		1984		1983		1984		1983		1984		
	Julie July	Junie June	Julie July	Junie June	Julie July	Junie June	Julie July	Junie June	Julie July	Junie June	Julie July	Junie June	
Getal - Number													
1. Vonnisse - Totaal	360 305	34 580	31 354	30 434	335 245	31 505	28 491	28 002	1. Judgements - Total				
1.1 Werklike syfers		31 379	28 660	27 588*		28 460	26 283	25 282	1.1 Actual figures				
1.2 Seisoensaangepas									1.2 Seasonally adjusted				
2. Goedere verkoop	152 537	14 437	13 637	13 082	141 523	13 219	12 506	12 059	2. Goods sold				
2.1 Ope rekening	12 443	1 092	897	1 086	12 112	1 048	867		2.1 Open account				
2.2 Afbetalingsverkooptransaksies								1 075	2.2 Instalment sale transactions				
3. Dienste	64 938	5 677	5 444	5 129*	63 987	5 591	5 334	4 976	3. Services				
3.1 Professionele	38 501	3 558	3 095	3 328	34 755	2 980	2 680	2 961	3.1 Professional				
3.2 Ander									3.2 Other				
4. Huur	11 332	1 164	980	1 048	10 418	1 069	908	958	4. Rent				
5. Geld geleen	18 569	2 363	1 595	1 386	18 046	2 286	1 503	1 349	5. Money lent				
6. Promesses, V.T.-tjeks, ens.	30 357	3 212	2 394	2 480	26 323	2 674	1 954	2 155	6. Promissory notes, R.D. cheques, etc.				
7. Ander	31 628	3 077	3 312	2 895*	28 081	2 638	2 739	2 469	7. Other				
RI 000													
1. Vonnisse - Totaal	222 7.4	34 842	28 072	18 351	197 929	30 138	24 662	16 471*	1. Judgements - Total				
2. Goedere verkoop	50 319	7 285	5 377	3 928	41 229	5 644	4 232	3 358	2. Goods sold				
2.1 Ope rekening	31 907	3 558	3 611	2 800	30 816	3 346	3 526	2 759	2.1 Open account				
2.2 Afbetalingsverkooptransaksies									2.2 Instalment sale transactions				
3. Dienste	9 127	1 050	945	729	8 855	992	901	700	3. Services				
3.1 Professionele	12 268	1 961	1 551	1 214	10 376	1 426	1 285	998	3.1 Professional				
3.2 Ander									3.2 Other				
4. Huur	8 103	1 655	655	664	6 817	1 429	594	514	4. Rent				
5. Geld geleen	40 058	7 741	5 219	3 850	38 575	7 412	4 979	3 696*	5. Money lent				
6. Promesses, V.T.-tjeks, ens.	31 565	6 707	4 015	2 280	27 094	5 708	3 310	1 911	6. Promissory notes, R.D. cheques, etc.				
7. Ander	39 416	4 886	6 699	2 886	34 167	4 180	5 836	2 533	7. Other				

* Hersien - Revised