

STATISTIEKE VAN SIVIELE SAKE VIR SKULD: JULIE 1983
STATISTICS OF CIVIL CASES FOR DEBT : JULY 1983

Hierdie Nuusberig bevat maandelikse statistieke van totale siviele skuldsake. Die gegewens is ramings gebaseer op inligting versamel van 'n steekproef van ongeveer 200 Landdros- en Kommissariskantore.

Behalwe in geval van sake aangeteken, het alle ander inligting betrekking op skuldsake, m.a.w. eise vir skaadvergoeding, uitsettingsbevele en ander nie-skuldsake is uitgesluit.

Vonnisse by verstek en toestemming het slegs betrekking op onverdedigde skuldsake.

Afsonderlike gegewens word gegee vir skuldsake wat op private persone betrekking het.


This News Release contains monthly statistics of total civil debt cases. The data are estimates based on information collected from a sample of approximately 200 Magistrate's and Commissioner's Offices.

Except for cases recorded, all other information relates to debt cases only, i.e. claims for damages, ejectment orders and other non-debt cases are excluded.

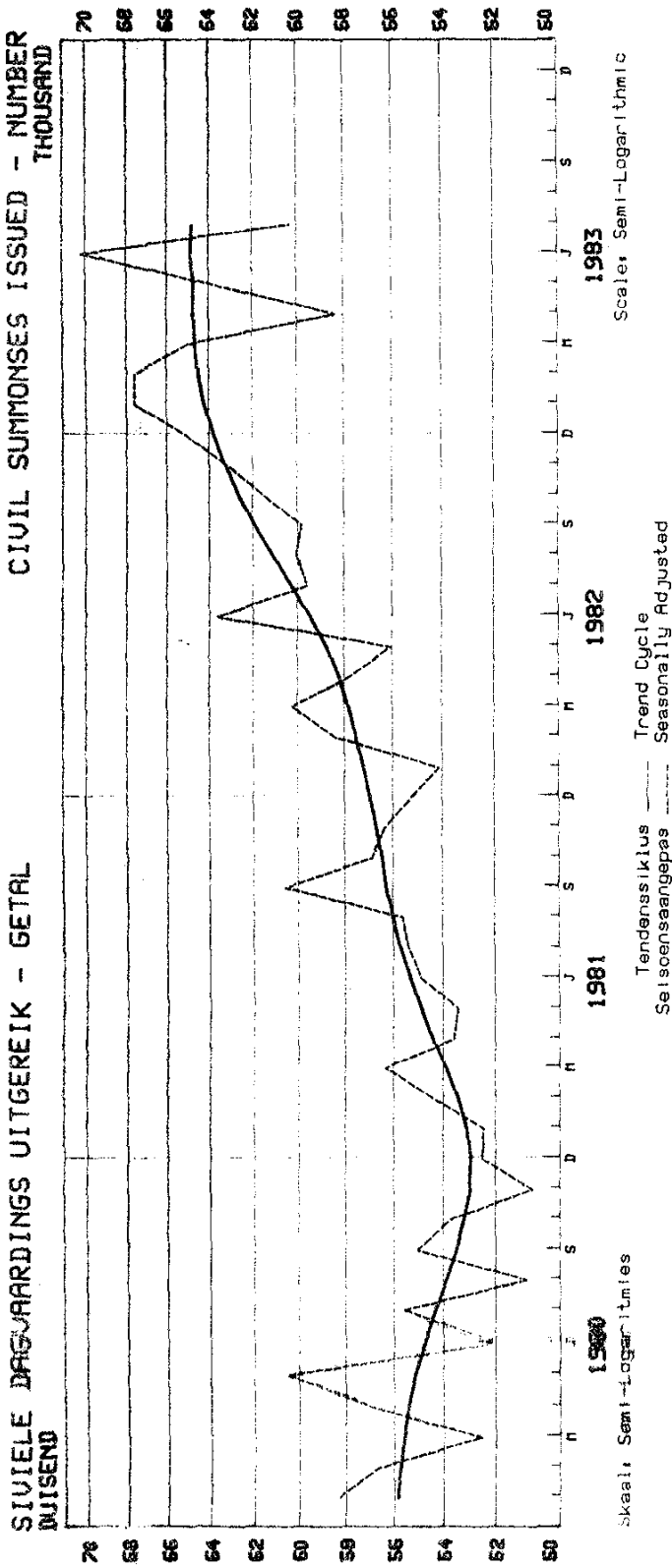
Default and consent judgements relate to judgements given in respect of undefended debt cases only.

Separate particulars are shown for debt cases relating to private persons.

Tydperk Period	Seisoensaangepaste syfers Seasonally adjusted figures		Persentasieverandering van: Percentage change of:	
	Dagvaardings vir skuld Summonses for debt	Siviele vonnisse vir skuld Civil judgements for debt	Dagvaardings vir skuld Summonses for debt	Siviele vonnisse vir skuld Civil judgements for debt
	Getal Number		%	
Mei/May 1983 - Jul. 1983	194 261	84 605		
Mei/May 1982 - Jul. 1982	179 178	77 382	8,4	9,3
Mei/May 1983 - Jul. 1983	194 261	84 605		
Febr./Feb. 1983 - April 1983	190 737	90 229	1,8	-6,2


HOOF: SENTRALE STATISTIEKDIENS
CHIEF: CENTRAL STATISTICAL SERVICES

SIVIELE DAGVAARDINGS UITGEREIK - GETAL
DUZESND



SIVIELE VONNISSE VIR SKULD - GETAL
DUZESND

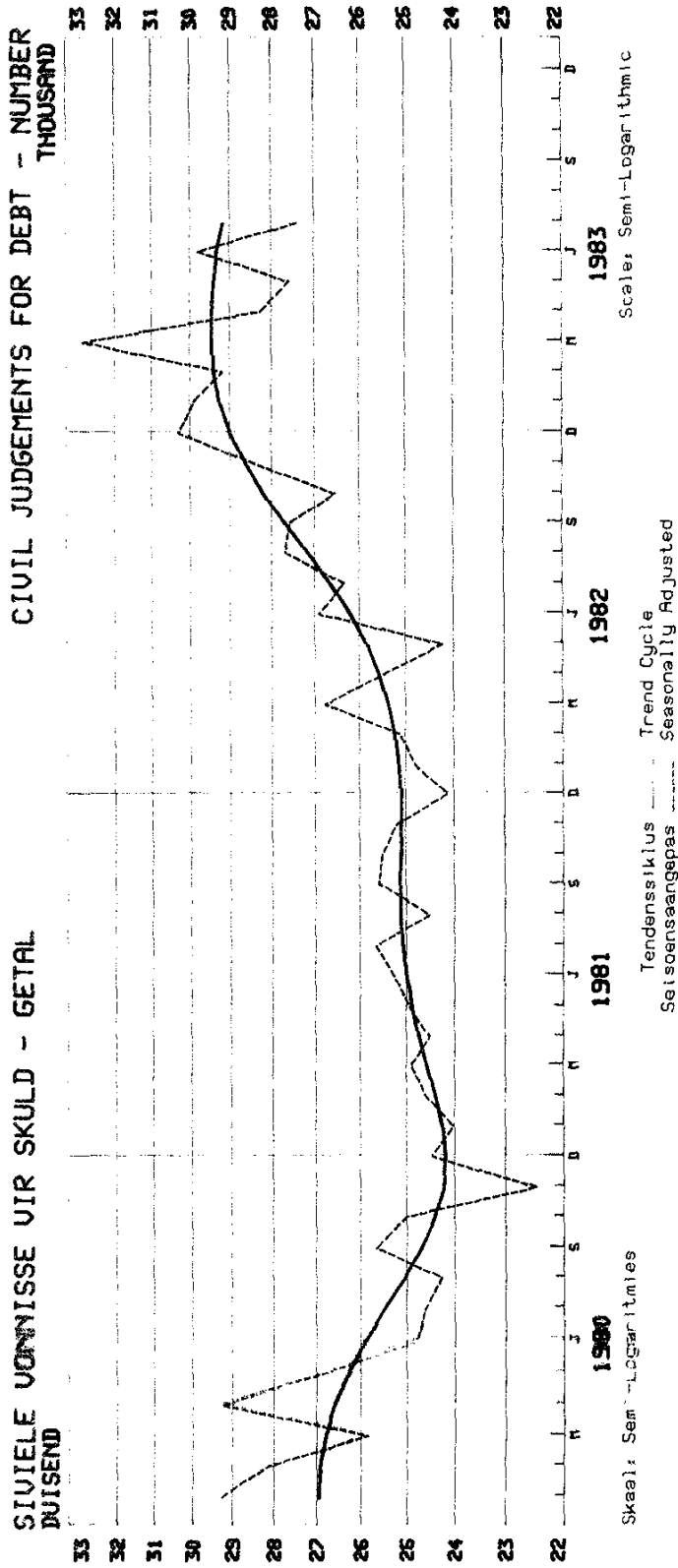


TABLE 1 - GETAL SIVIELE SAKE AANGETEKEN EN DAGVAARDINGS UITGEREIK

TABLE 1 - NUMBER OF CIVIL CASES RECORDED AND SUMMONSES ISSUED

Getal - Number

Item	Sake-ondernemings en private persone Business enterprises and private persons				Private persone Private persons				Item
	1982		1983		1982		1983		
	Julie July	Junie June	Julie July	Junie June	Julie July	Junie June	Julie July	Junie June	
1. Sake aangeteken	770 347	70 449	80 738	69 323	693 611	59 708	69 228	61 719	1. Cases recorded
2. Siviele dagvaardings vir skuld									2. Civil summonses for debt
2.1 Totaal	718 867	65 249	75 676	64 314	648 054	55 355	64 325	57 080	2.1 Total
2.1.1 Wesklike syfers									2.1.1 Actual figures
2.1.2 Seisoenaangepas		60 248	70 200	59 550					2.1.2 Seasonally adjusted
2.2 Goedere verkoop									2.2 Goods sold
2.2.1 Ope rekening	289 713	25 227	28 274	26 780	259 485	21 393	23 782	23 858	2.2.1 Open account
2.2.2 Afbetalingsverkoopstransaksies	46 600	3 427	4 445	4 049	43 166	2 948	3 969	3 599	2.2.2 Instalment sale transactions
2.3 Dienste	116 205	11 570	12 099	9 766	111 761	10 571	11 249	9 348	2.3 Services
2.3.1 Professionele	78 022	7 418	8 723	7 044	67 281	6 128	7 192	5 961	2.3.1 Professional
2.3.2 Ander									2.3.2 Other
2.4 Huur	28 014	2 611	3 128	2 641	24 505	2 069	2 579	2 251	2.4 Rent
2.5 Geld geleen	31 583	2 986	3 399	2 902	28 753	2 365	2 704	2 621	2.5 Money lent
2.6 Promesses, V.T.-tjeks, ens.	44 190	4 731	5 011	3 767	37 701	3 844	4 007	3 177	2.6 Promissory notes, R.D. cheques, etc.
2.7 Ander	84 540	7 339	10 597	7 365	75 402	6 037	8 883	6 265	2.7 Other

TABLE 2 - VONNISSE BY VIESTEK EN TOESTEMMING

TABLE 2 - DEFAULT AND CONSENT JUDGEMENTS

Item	Sake-ondernemings en private persone Business enterprises and private persons				Private persone Private persons				Item
	1982		1983		1982		1983		
	Julie July	Junie June	Julie July	Junie June	Julie July	Junie June	Julie July	Junie June	
Getal - Number									
1. Vonnisse - Totaal	319 400	30 434	32 291	29 348	299 855	28 002	29 984	27 596	1. Judgements - Total
1.1 Werklike syfers		27 295	29 761	26 297					1.1 Actual figures
1.2 Seisoensaangspas									1.2 Seasonally adjusted
2. Goedere verkoop	137 735	13 082	13 567	12 934	128 984	12 059	12 577	12 204	2. Goods sold
2.1 Ope rekening	10 589	1 086	1 178	874	10 360	1 075	1 145	861	2.1 Open account
2.2 Afbetalingsverkoopstransaksies									2.2 Instalment sale transactions
3. Dienste	56 725	5 123	5 812	5 508	56 036	4 976	5 762	5 474	3. Services
3.1 Professionele	33 229	3 328	3 432	2 963	29 942	2 961	3 105	2 678	3.1 Professional
3.2 Ander									3.2 Other
4. Huur	9 137	1 048	965	764	8 481		873	714	4. Rent
5. Geld geleen	19 974	1 386	1 426	1 646	19 592	1 349	1 380	1 610	5. Money lent
6. Promesses, V.T.-tjeks, ens.	26 500	2 480	2 645	2 296	23 152	2 155	2 301	1 989	6. Promissory notes, R.D. cheques, etc.
7. Ander	25 506	2 896	3 266	2 363	23 308	2 469	2 841	2 072	7. Other
R1 000									
1. Vonnisse - Totaal	163 637	18 351	19 909	15 100	148 313	16 470	18 100	13 780	1. Judgements - Total
2. Goedere verkoop	38 882	3 328	3 980	4 198	33 442	3 358	3 274	3 663	2. Goods sold
2.1 Ope rekening	20 080	2 800	3 612	1 328	19 346	2 759	3 495	1 307	2.1 Open account
2.2 Afbetalingsverkoopstransaksies									2.2 Instalment sale transactions
3. Dienste	6 950	729	759	595	6 751	700	737	584	3. Services
3.1 Professionele	10 259	214	1 067	95	8 246	998	909	773	3.1 Professional
3.2 Ander									3.2 Other
4. Huur	4 833	664	1 001	450	4 020	514	873	400	4. Rent
5. Geld geleen	36 468	2 153	2 967	3 451	35 309	3 697	2 897	3 390	5. Money lent
6. Promesses, V.T.-tjeks, ens.	20 897	2 250	3 47	2 359	17 687	1 911	3 095	1 723	6. Promissory notes, R.D. cheques, etc.
7. Ander	25 569	2 116	3 252	2 388	23 511	2 533	2 822	1 940	7. Other