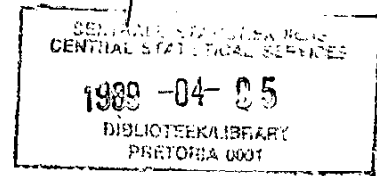




REPUBLIEK VAN SUID-AFRIKA  
REPUBLIC OF SOUTH AFRICA



# SENTRALE STATISTIEKDIENS CENTRAL STATISTICAL SERVICE

Steynsarkade  
Steyn's Arcade  
Schoemanstraat 274  
274 Schoeman Street  
Privaatsak X44  
Private Bag X44  
PRETORIA  
0001  
Tel.: 3108-911 (012)  
Teleks: 320450, 320523  
Telex: 3224 18, 320173  
Fax: 3226325 (012)  
3220463 (012)

STATISTIESE NUUSBERIG

STATISTICAL NEWS RELEASE

P0041



## STREEKKANTORE REGIONAL OFFICES

DURBAN  
Tel.: 305-3904  
KAAPSTAD  
CAPE TOWN  
Tel.: 461-2098  
461-6940 (021)

PORT ELIZABETH  
Tel.: 52-3801/2 (041)

NELSPRUIT  
Tel.: 5-2455/6 (01311)

KIMBERLEY  
Tel.: 3-3965/6 (0531)

KEMPTON PARK  
Tel.: 394-3420/1 (011)

PIETERSBURG  
Tel.: 7-1609 (01521)

KLERKSDORP  
Tel.: 24008  
24324 (018)

BLOEMFONTEIN  
Tel.: 477766/7 (051)  
308389

STATISTIEKE VAN SIVIELE SAKE VIR SKULD:  
JANUARIE 1989

STATISTICS OF CIVIL CASES FOR DEBT:  
JANUARY 1989

4 APRIL 1989

## OPSOMMING

Die getal dagvaardings vir skuld vir die jongste drie maande tot Januarie 1989 toon 'n toename van 3,3% vergeleke met die voorgaande drie maande na seisoensaanspassing, en 'n toename van 11,1% vergeleke met die ooreenstemmende drie maande van die vorige jaar.

Die getal siviele vonnisse vir skuld vir die jongste drie maande tot Januarie 1989 toon 'n toename van 3,0% vergeleke met die voorgaande drie maande na seisoensaanspassing, en 'n toename van 9,4% vergeleke met die ooreenstemmende drie maande van die vorige jaar.

## SUMMARY

The number of summonses for debt for the last three months up to January 1989 shows an increase of 3,3% compared with the previous three months after seasonal adjustment, and an increase of 11,1% compared with the corresponding three months of the previous year.

The number of civil judgements for debt for the last three months up to January 1989 shows an increase of 3,0% compared with the previous three months after seasonal adjustment, and an increase of 9,4% compared with the corresponding three months of the previous year.

Tydperk Period	Getal Number		Persentasieverandering Percentage change	
	Dagvaardings vir skuld Summonses for debt	Siviele vonnisse vir skuld Civil judgements for debt	Dagvaardings vir skuld Summonses for debt	Siviele vonnisse vir skuld Civil judgements for debt
<b>Werklike syfers: Actual figures:</b>				
Nov. 1988 - Jan. 1989	196 169	98 253	+11,1	+ 9,4
Nov. 1987 - Jan. 1988	176 641	89 797		
<b>Seisoensaangepaste syfers: Seasonally adjusted figures:</b>				
Nov. 1988 - Jan. 1989	222 142	110 632	+ 3,3	+ 3,0
Aug. 1988 - Okt./Oct. 1988	214 983	107 413		

## OPMERKINGS

Die gegewens het betrekking op alle siviele sake vir skuld deur Landdroskantore aange-teken.

Behalwe in geval van sake aangeteken, het alle ander inligting betrekking op skuldsake; m.a.w. eise vir skadevergoeding, uitsettingsbevele en ander nie-skuldsake is uitgesluit.

Vonnisse by verstek en toestemming het slegs betrekking op onverdedigde skuldsake.

## NOTES

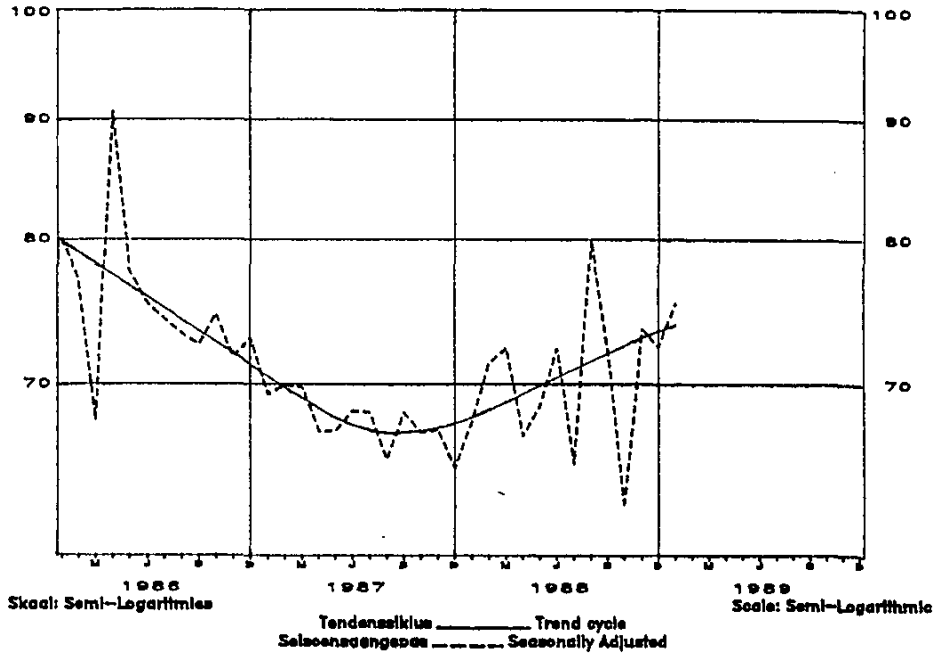
The particulars refer to all civil cases for debt recorded by Magistrate's Offices.

Except for cases recorded, all other information relates to debt cases only; i.e. claims for damages, ejectment orders and other non-debt cases are excluded.

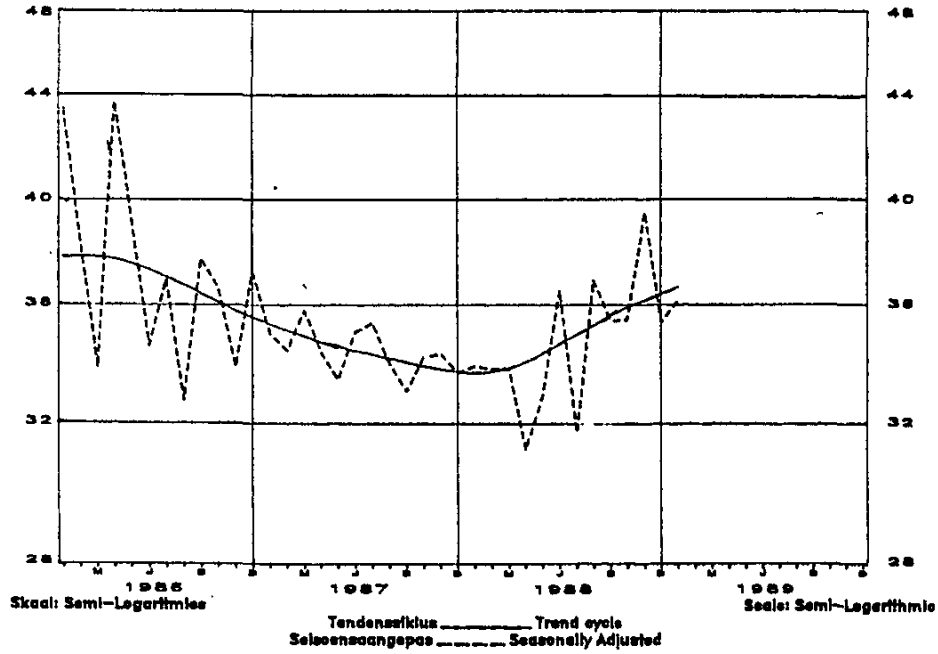
Default and consent judgements relate to judgements given in respect of underended debt cases only.

.....  
 HOOF: SENTRALE STATISTIEKDIENS  
 1 HEAD: CENTRAL STATISTICAL SERVICE

**SIVIELE DAGVAARDINGS UITGEREIK - GETAL**      **CIVIL SUMMONSES ISSUED - NUMBER**  
**DUISEND**      **THOUSAND**



**SIVIELE VONNISSE VIR SKULD - GETAL**      **CIVIL JUDGEMENTS FOR DEBT - NUMBER**  
**DUISEND**      **THOUSAND**



TABEL 1 - GETAL SIVIELE SAKE AANGETEKEN EN DAG-VAARDINGS VIR SKULD UITGEREIK

Item	Sake-ondernemings en private persone Business enterprises and private persons		Private persone Private persons		Item	
	1989 1988	1988	1989 1988	1988		
1. Sake aangeteken	933 662	70 781	61 919	63 027	844 599	1. Cases recorded
1.1 Werklike syfers	82 804	86 123*	73 504		55 955	1.1 Actual figures
1.2 Seisoensaangepas					65 227	1.2 Seasonally adjusted
2. Siviele dagvaardings vir skuld						2. Civil summonses for debt
2.1 Totaal	845 791	66 511	51 834	59 514	765 200	2.1 Total
2.1.1 Werklike syfers	75 655	72 616*	67 633		47 972	2.1.1 Actual figures
2.1.2 Seisoensaangepas					66 263*	2.1.2 Seasonally adjusted
2.2 Goedere verkoop	296 802	22 211	18 251	20 192	266 047	2.2 Goods sold
2.2.1 Ope rekening	18 457	1 497	903	1 527	17 379	2.2.1 Open account
2.2.2 Afbetalingsverkoop-transaksies					850	2.2.2 Instalment sale transactions
2.3 Dienste	154 821	12 802	9 422	12 107	148 175	2.3 Services
2.3.1 Professionele	126 052	9 854	8 817	7 841	109 897	2.3.1 Professional
2.3.2 Ander	49 681	3 087	2 076	3 073	44 913	2.3.2 Other
2.4 Huur	54 253	4 941	3 421	4 168	49 802	2.4 Rent
2.5 Geld geleen	50 521	4 963	2 780	3 490	42 572	2.5 Money lent
2.6 Promesses, wissels, V/T-tjeks, krediet-kaarte en ander skuldbewyse						2.6 Promissory notes, bills, R/D cheques, credit cards and other acknowledgements of debt
2.7 Ander	95 204	7 156	6 164	7 116	86 415	2.7 Other

TABEL 2 - SIVIELE VONNISSE VIR SKULD BY VERSTEK EN TOESTEMMING

TABEL 2 - CIVIL DEFAULT AND CONSENT JUDGEMENTS FOR DEBT

Item:	Sake-ondernemings en private persone Business enterprises and private persons				Private persone Private persons				Item	
	1989		1988		1989		1988			
	January	December	January	December	January	December	January	December		
Getal - Number										
1. Vonnisse	415 409	31 057	26 905	29 184	384 976	29 070	25 044	27 079	1.1 Total	Judgements
1.1 Totaal	415 409	31 057	26 905	29 184	384 976	29 070	25 044	27 079	1.1 Actual figures	Total
1.1.1 Werklike syfers	36 038	35 280*	33 799			33 391	32 839*	31 051	1.1.1 Seasonally adjusted	1.1.1
1.1.2 Seisoensaangepas									1.1.2	1.1.2
1.2 Goedere verkoop	162 219	11 936	10 444	11 612	150 241	11 191	9 695	10 746	1.2 Goods sold	1.2
1.2.1 Ope rekening	8 996	556	490	656	8 819	552	484	647	1.2.1 Open account	1.2.1
1.2.2 Afbetalingsverkoop-transaksies									1.2.2 Instalment sale transactions	1.2.2
1.3 Dienste	69 186	5 042	4 503	4 925	68 222	4 979	4 469	4 861	1.3 Services	1.3
1.3.1 Professionele	52 666	4 051	3 565	3 655	47 067	3 660	3 209	3 317	1.3.1 Professional	1.3.1
1.3.2 Ander	21 603	1 689	1 366	1 260	20 185	1 582	1 265	1 164	1.3.2 Other	1.3.2
1.4 Huur	32 904	3 051	2 535	2 195	31 946	2 973	2 459	2 114	1.4 Rent	1.4
1.5 Geld geleen	29 089	2 052	1 522	2 227	24 940	1 798	1 279	1 909	1.5 Money lent	1.5
1.6 Promesses, v/T-tjeks, ens.									1.6 Promissory notes, R/D cheques, etc.	1.6
1.7 Ander	38 746	2 680	2 480	2 654	33 556	2 335	2 184	2 321	1.7 Other	1.7
R1 000										
1. Vonnisse	855 593	74 370	61 288	64 414	733 337	65 303	55 076	47 191	1.1 Total	Judgements
1.1 Totaal	855 593	74 370	61 288	64 414	733 337	65 303	55 076	47 191	1.1	Total
1.2 Goedere verkoop	142 166	9 945	14 721	8 320	110 349	8 000	12 902	6 472	1.2 Goods sold	1.2
1.2.1 Ope rekening	95 491	5 079	4 087	4 382	93 307	5 071	4 054	4 213	1.2.1 Open account	1.2.1
1.2.2 Afbetalingsverkoop-transaksies									1.2.2 Instalment sale transactions	1.2.2
1.3 Dienste	24 367	1 989	1 608	1 728	23 116	1 921	1 563	1 689	1.3 Services	1.3
1.3.1 Professionele	42 441	3 128	3 538	2 440	33 598	2 572	3 019	1 978	1.3.1 Professional	1.3.1
1.3.2 Ander	30 769	3 012	2 528	1 947	26 180	2 732	2 244	1 655	1.3.2 Other	1.3.2
1.4 Huur	269 070	29 487	20 452	16 655	256 853	28 891	19 465	16 073	1.4 Rent	1.4
1.5 Geld geleen	103 679	7 871	5 617	18 444	79 266	6 511	4 797	7 227	1.5 Money lent	1.5
1.6 Promesses, v/T-tjeks, ens.									1.6 Promissory notes, R/D cheques, etc.	1.6
1.7 Ander	147 614	13 859	8 737	10 498	110 670	9 605	7 032	7 884	1.7 Other	1.7