


STATISTIESE NUUSBERIG
SENTRALE STATISTIEKDIENS

PRETORIA
5 APRIL 1984



STATISTICAL NEWS RELEASE
CENTRAL STATISTICAL SERVICES
PRETORIA

P.13.2

STATISTIEKE VAN SIVIELE SAKE VIR SKULD: JANUARIE 1984
STATISTICS OF CIVIL CASES FOR DEBT: JANUARY 1984

Hierdie Nuusberig bevat maandelikse statistieke van totale siviele skuldsake. Die gegewens is ramings gebaseer op inligting versamel van 'n steekproef van ongeveer 200 Landdros- en Kommissariskantore.

Behalwe in geval van sake aangeteken, het alle ander inligting betrekking op skuldsake, m.a.w. eise vir ska-
devergoeding, uitsettingsbevale en ander nie-skuldsake is uitgesluit.

Vonnisse by verstek en toestemming het slegs betrekking op onverdedigde skuldsake.

Afsonderlike gegewens word gegee vir skuldsake wat op private persone betrekking het.


This News Release contains monthly statistics of total civil debt cases. The data are estimates based on information collected from a sample of approximately 200 Magistrate's and Commissioner's Offices.

Except for cases recorded, all other information relates to debt cases only, i.e. claims for damages, ejection orders and other non-debt cases are excluded.

Default and consent judgements relate to judgements given in respect of undefended debt cases only.

Separate particulars are shown for debt cases relating to private persons.

Tydperk Period	Seisoensaangepaste syfers Seasonally adjusted figures		Persentasieverandering van: Percentage change of:	
	Dagvaardings vir skuld Summonses for debt	Siviele vonnisse vir skuld Civil judgements for debt	Dagvaardings vir skuld Summonses for debt	Siviele vonnisse vir skuld Civil judgements for debt
	Getal Number		%	
Nov. 83 - Jan. 84	190 188	90 436	- 2,8	+ 2,2
Nov. 82 - Jan. 83	195 705*	88 488*		
Nov. 83 - Jan. 84	190 188	90 436	+ 3,5	- 3,9
Aug. 83 - Okt./Oct. 83	183 736*	94 103*		


HOOF: SENTRALE STATISTIEKDIENS
CHIEF: CENTRAL STATISTICAL SERVICES

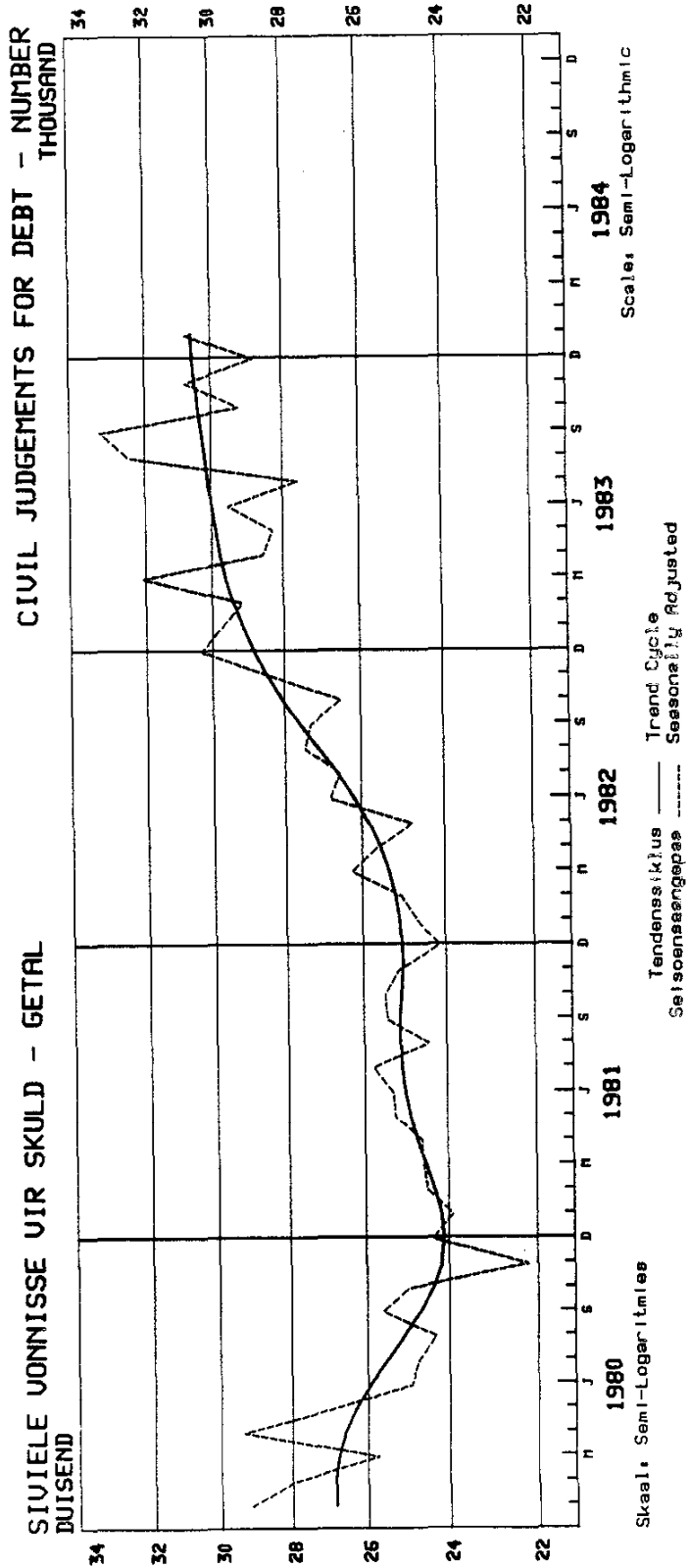
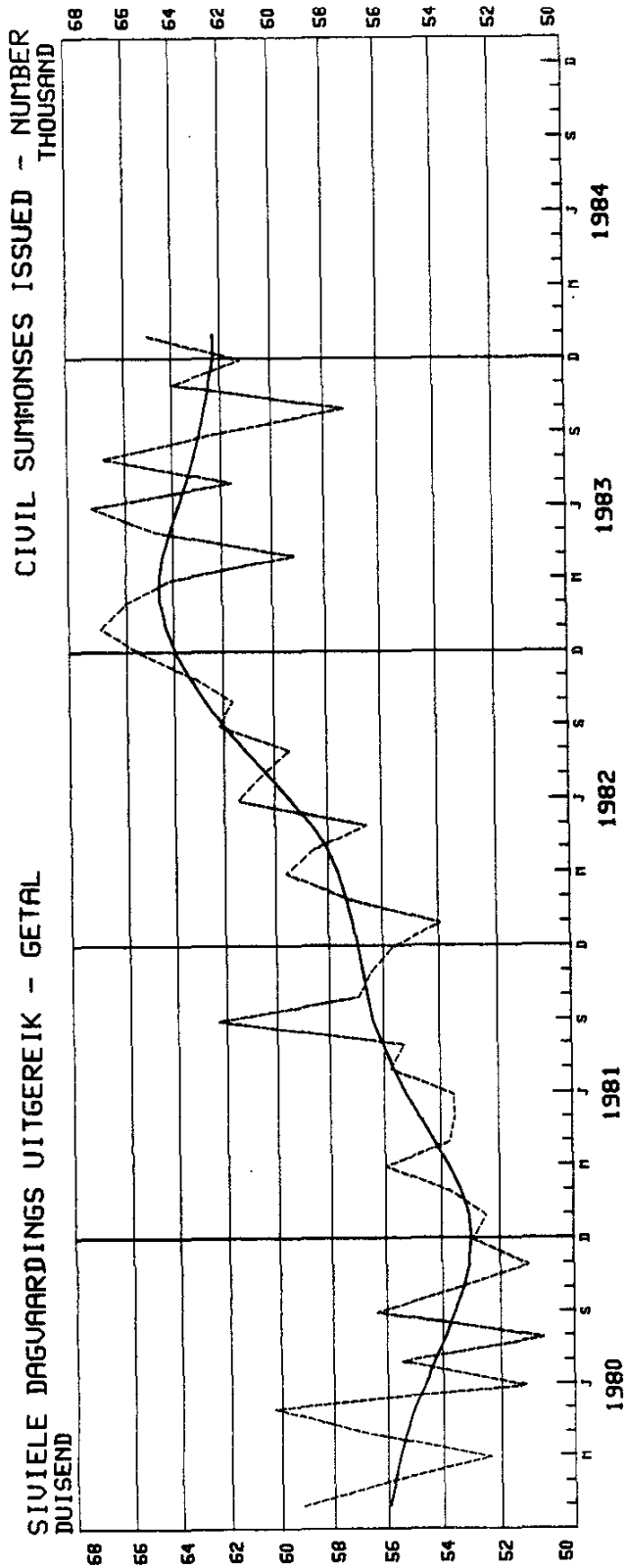


TABLE 1 - GETHAL SIVIELE SAKKE AANGEBEKEN EN DAGVAARDINGS UITGEREIK

Getal - Number

Item	Sake-ondernemings en private persone Business enterprises and private persons				Private persone Private persons			Item
	1983		1984		1983		1983	
	Januarie January	Desember December	Januarie January	Desember December	Januarie January	Desember December	Januarie January	
1. Sake aangeteiken	825 666	48 144	63 195	48 144	54 212	40 893	55 882	1. Cases recorded
1.1 Werklike syfers	70 083	66 681	71 578	66 681	61 815	56 796	63 653	1.1 Actual figures
1.2 Seisoensaargetas								1.2 Seasonally adjusted
2. Siviele dagvaardings vir skuld	762 606	44 172	58 600	44 172	49 807	37 620	51 735	2. Civil summonses for debt
2.1 Totaal	65 087	61 180*	67 106*	61 180*	57 448	52 323	59 659	2.1 Total
2.1.1 Werklike syfers								2.1.1 Actual figures
2.1.2 Seisoensaargetas								2.1.2 Seasonally adjusted
2.2 Goedere verkoop	294 175	16 536	24 236	16 536	19 758	14 125	21 438	2.2 Goods sold
2.2.1 Ope rekening	46 194	2 559	3 459	2 559	3 199	2 272	3 033	2.2.1 Open account
2.2.2 Afbetalingsverkoopstransaksies								2.2.2 Instalment sale transactions
2.3 Dienste	125 874	8 686	9 001	7 002	8 193	6 418	8 557	2.3 Services
2.3.1 Professionele	86 465	6 654	6 190	6 216	5 541	5 078	5 251	2.3.1 Professional
2.3.2 Ander								2.3.2 Other
2.4 Huur	33 433	2 128	2 367	2 263	1 748	1 928	1 969	2.4 Rent
2.5 Geld geleen	34 130	2 718	2 410	2 247	2 214	1 766	2 137	2.5 Money lent
2.6 Promesses, v.T.-tjeks, ens.	51 509	3 803	4 355	2 592	3 149	2 057	3 665	2.6 Promissory notes, R.D. cheques, etc.
2.7 Ander	90 826	6 951	6 582	4 757	6 005	3 976	5 685	2.7 Other

TABLE 2 - VONNISSE BY VERSTEK EN TOESTEMMING

TABLE 2 - DEFAULT AND CONSENT JUDGEMENTS

Item	Sake-ondernemings en private persone Business enterprises and private persons				Private persone Private persons				Item
	1983		1984		1983		1984		
	Januarie January	Desember December	Januarie January	Desember December	Januarie January	Desember December	Januarie January	Desember December	
	Getal - Number								
1. Vonnisse - Totaal	360 334	27 096	22 577	26 169	335 246	25 054	21 033	24 433	1. Judgements - Total
1.1 Werklike syfers		30 861	28 797*	29 753*		28 374	26 760	27 630	1.1 Actual figures
1.2 Seisoensaangepas									1.2 Seasonally adjusted
2. Goedere verkoop	152 554	11 627	9 715	10 972	141 523	10 725	9 027	10 137	2. Goods sold
2.1 Ope rekening	12 443	987	788	772	12 112	954	749	755	2.1 Open account
2.2 Afbetalingsverkoopstransaksies									2.2 Instalment sale transactions
3. Dienste	64 938	4 589	4 023	4 555	63 987	4 495	3 963	4 476	3. Services
3.1 Professionele	38 503	2 709	2 216	3 152	34 755	2 447	1 980	2 874	3.1 Professional
3.2 Ander									3.2 Other
4. Huur	11 332	1 007	864	717	10 418	958	803	668	4. Rent
5. Geld geleen	18 575	1 351	1 225	1 447	18 046	1 315	1 198	1 415	5. Money lent
6. Promesses, v.t.-tjeks, ens.	30 361	2 283	1 966	2 350	26 323	1 983	1 712	2 064	6. Promissory notes, R.D. cheques, etc.
7. Ander	31 628	2 543	1 780	2 204	28 081	2 177	1 601	2 044	7. Other
R1 000									
1. Vonnisse - Totaal	222 764	19 224	15 632	14 071	197 929	17 272	13 348	12 817	1. Judgements - Total
2. Goedere verkoop	50 319	3 990	3 979	3 331	41 229	3 395	3 564	2 769	2. Goods sold
2.1 Ope rekening	31 907	3 436	2 001	1 611	30 816	3 364	1 917	1 602	2.1 Open account
2.2 Afbetalingsverkoopstransaksies									2.2 Instalment sale transactions
3. Dienste	9 127	822	649	671	8 855	769	636	650	3. Services
3.1 Professionele	12 268	919	696	879	10 376	779	578	718	3.1 Professional
3.2 Ander									3.2 Other
4. Huur	8 103	644	653	460	6 817	610	433	407	4. Rent
5. Geld geleen	40 058	3 590	2 396	2 746	38 575	3 490	2 286	2 698	5. Money lent
6. Promesses, v.t.-tjeks, ens.	31 565	3 066	2 388	1 875	27 094	2 721	1 898	1 582	6. Promissory notes, R.D. cheques, etc.
7. Ander	39 416	2 758	2 870	2 499	34 167	2 143	2 036	2 390	7. Other

* Hersien
Revised