


P0041

2



REPUBLIEK VAN SUID-AFRIKA  
REPUBLIC OF SOUTH AFRICA



# SENTRALE STATISTIEKDIENS CENTRAL STATISTICAL SERVICE

Steynsarkade  
Steyn's Arcade  
Schoemanstraat 274  
274 Schoeman Street  
Privaatsak X44  
Private Bag X44  
PRETORIA  
0001  
Tel.: 325-2400 (012)  
(m.i.v./w.e.f. 1988: 322-8622)  
Teleks: 320450, 320523  
Telex: 322418, 320173  
Fax: 267150  
(m.i.v./w.e.f. 1988: 3226325)

## STATISTIESE NUUSBERIG

## STATISTICAL NEWS RELEASE

P0041



### STREEKKANTORE REGIONAL OFFICES

DURBAN  
Tel.: 305-3904

KAAPSTAD  
CAPE TOWN  
Tel.: 46-2098  
46-6940 (021)

PORT ELIZABETH  
Tel.: 52-3801/2 (041)

NELSPRUIT  
Tel.: 5-2455/6 (01311)

KIMBERLEY  
Tel.: 3-3965/6 (0531)

KEMPTON PARK  
Tel.: 394-3420/1 (011)

PIETERSBURG  
Tel.: 7-1609 (01521)

STATISTIEKE VAN SIVIELE SAKE VIR SKULD:  
FEBRUARIE 1988

STATISTICS OF CIVIL CASES FOR DEBT:  
FEBRUARY 1988

11 APRIL 1988

## OPSOMMING

Die getal dagvaardings vir skuld vir die jongste drie maande tot Februarie 1988 toon 'n seisoensaangepaste afname van 2,3% vergeleke met die voorafgaande drie maande, en 'n afname van 3,2% vergeleke met die ooreenstemmende drie maande van die vorige jaar.

Die getal siviele vonnisse vir skuld vir die jongste drie maande tot Februarie 1988 toon 'n seisoensaangepaste afname van 0,5% vergeleke met die voorafgaande drie maande, en 'n afname van 4,6% vergeleke met die ooreenstemmende drie maande van die vorige jaar.

## SUMMARY

The number of summonses for debt for the last three months up to February 1988 shows a seasonally adjusted decrease of 2,3% compared with the previous three months, and a decrease of 3,2% compared with the corresponding three months of the previous year.

The number of civil judgements for debt for the last three months up to February 1988 shows a seasonally adjusted decrease of 0,5% compared with the previous three months, and a decrease of 4,6% compared with the corresponding three months of the previous year.

Tydperk Period	Getal dagvaardings vir skuld Number of summonses for debt	Getal siviele vonnisse vir skuld Number of civil judgements for debt	Persentasieverandering van: Percentage change of:	
			Dagvaardings vir skuld Summonses for debt	Siviele vonnisse vir skuld Civil judgements for debt
<b>Werklike syfers:</b> Actual figures:				
Des./Dec. 1987 - Feb./Febr. 1988	181 149	88 124	- 3,2	- 4,6
Des./Dec. 1986 - Feb./Febr. 1987	187 073	92 344		
<b>Seisoensaangepaste syfers:</b> Seasonally adjusted figures:				
Des./Dec. 1987 - Feb./Febr. 1988	202 430	100 174	- 2,3	- 0,5
Sept. 1987 - Nov. 1987	207 093	100 686		

## OPMERKINGS

Die gegewens het betrekking op alle siviele sake vir skuld deur Landdroskantore aangeteken.

Behalwe in geval van sake aangeteken, het alle ander inligting betrekking op skuldsake; m.a.w. eise vir skadevergoeding, uitsettingsbevele en ander nie-skuldsake is uitgesluit.

Vonnisse by verstek en toestemming het slegs betrekking op onverdedigde skuldsake.

## NOTES

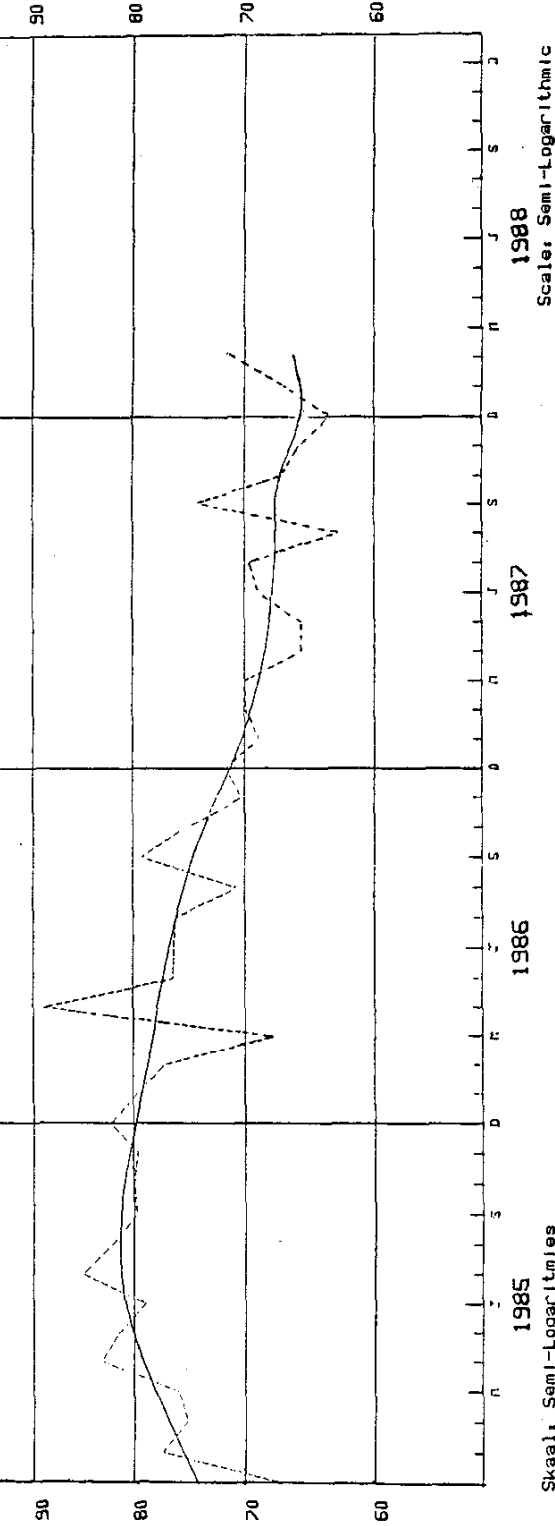
The particulars refer to all civil cases for debt recorded by Magistrate's Offices.

Except for cases recorded, all other information relates to debt cases only; i.e. claims for damages, ejectment orders and other non-debt cases are excluded.

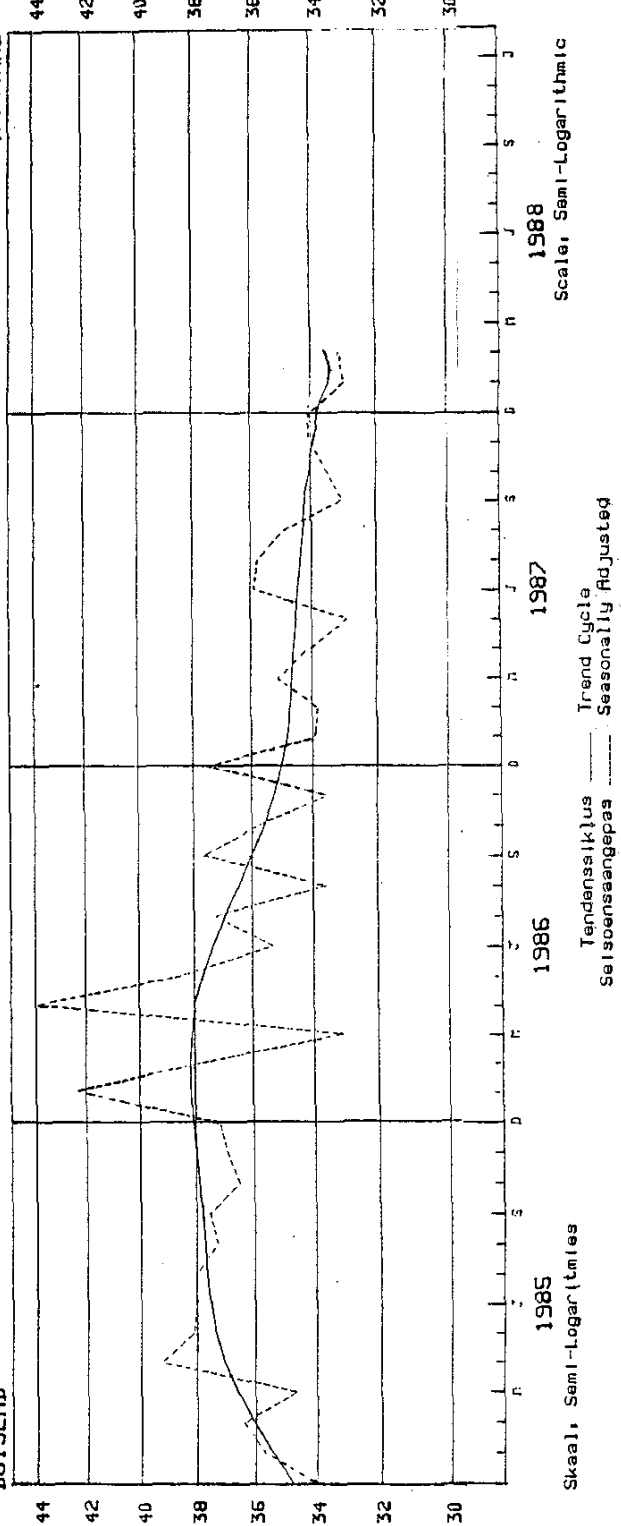
Default and consent judgements relate to judgements given in respect of undefended debt cases only.

*R. J. van Zandvoort*  
 HOOF: CENTRALE STATISTIEKDIENS  
 HEAD: CENTRAL STATISTICAL SERVICE

SIUIELE DAGVAARDINGS UITGEREIK - GETAL  
DUITSEND



SIUIELE VONNISSE VIR SKULD - GETAL  
DUITSEND



TABEL 1 - GETAL SIVIELE SAKE AANGETEKEN EN DAG-VAARDINGS VIR SKULD UITGEREIK

Getal - Number

Item	Sake-ondernemings en private persone Business enterprises and private persons				Private persone Private persons				Item	
	1988		1987		1988		1987			
	Februarie	Januarie	Februarie	Januarie	Februarie	Januarie	Februarie	Januarie		
1. Sake aangeteke	871 626	80 008	63 027	77 658	784 900	71 328	55 955	70 401	1. Cases recorded	
1.1 Werklike syfers	76 783	71 459	74 385		67 674	62 871	66 668	1.1 Actual figures	1.1	
1.2 Seisoensaangepas								66 668	1.2 Seasonally adjusted	1.2
2. Siviele dagvaardings vir skuld									2. Civil summonses for debt	2.
2.1 Totaal	812 812	75 206	59 514	73 411	730 576	67 663	53 016	66 386	2.1 Total	2.1
2.1.1 Werklike syfers	71 830	67 172	69 915		64 136	59 569	62 747	62 747	2.1.1 Actual figures	2.1.1
2.1.2 Seisoensaangepas									2.1.2 Seasonally adjusted	2.1.2
2.2 Goedere verkoop	292 579	25 971	20 192	27 162	260 166	23 126	17 713	24 224	2.2 Goods sold	2.2
2.2.1 Ope rekening	21 003	1 836	1 527	1 945	19 642	1 704	1 402	1 845	2.2.1 Open account	2.2.1
2.2.2 Afbetalingsverkoop-transaksies	151 506	14 243	12 107	13 471	144 689	13 458	11 298	12 796	2.2.2 Instalment sale transactions	2.2.2
2.3 Dienste	119 388	10 577	7 841	11 407	101 088	9 185	6 878	9 903	2.3 Services	2.3
2.3.1 Professionele	43 010	5 008	3 073	3 615	39 465	4 464	2 659	3 305	2.3.1 Professional	2.3.1
2.3.2 Ander	49 689	4 334	4 168	4 136	46 229	3 945	3 715	3 880	2.3.2 Other	2.3.2
2.4 Huur	58 949	4 063	3 490	5 413	49 733	3 558	3 015	4 674	2.4 Rent	2.4
2.5 Geld geleen	76 688	9 174	7 116	6 262	69 564	8 223	6 336	5 759	2.5 Money lent	2.5
2.6 Promesses, v.T.-tjeks, ens.									2.6 Promissory notes, R.D. cheques, etc.	2.6
2.7 Ander									2.7 Other	2.7

TABLE 2 - CIVIL DEFAULT AND CONSENT JUDGEMENTS FOR DEBT

TABLE 2 - SIVIELE VONNISSE VIR SKULD BY VERSTEK EN TOESTEMMING

Item	Sake-ondernemings en private persone Business enterprises and private persons				Private persone Private persons				Item
	1988		1987		1988		1987		
	February	January	February	January	February	January	February	January	
	Getal - Number								
Vonnisse - Totaal	411 704	33 384	29 184	34 075	374 953	30 676	27 079	30 986	1. Judgements - Total
1.1. Werklike syfers	33 152	32 902	33 838			30 523	30 494	30 832	1.1 Actual figures
1.2. Seisoensaangepas									1.2 Seasonally adjusted
2. Goedere verkoop	162 584	13 117	11 612	13 559	147 762	12 001	10 746	12 327	2. Goods sold
2.1. Ope rekening									2.1 Open account
2.2. Afbetalingsverkoop-transaksies	10 004	659	656	846	9 434	648	647	804	2.2 Instalment sale transactions
3. Dienste	68 684	5 714	4 925	5 468	67 185	5 608	4 861	5 341	3. Services
3.1. Professionele	49 977	4 095	3 655	4 046	43 328	3 697	3 317	3 488	3.1 Professional
3.2. Ander	20 690	1 899	1 260	1 813	18 988	1 778	1 644	1 614	3.2 Other
4. Huur	32 871	2 506	2 195	3 143	31 791	2 416	2 114	3 022	4. Rent
5. Geld geleen	32 289	2 253	2 227	2 673	27 226	1 916	1 909	2 201	5. Money lent
6. Promesses, V.T.-tjeks, ens.	34 605	3 141	2 654	2 527	29 239	2 612	2 321	2 189	6. Promissory notes, R.D. cheques, etc.
7. Ander									7. Other
	R1 000								
Vonnisse - Totaal	778 874	64 645	69 350	61 809	1674 702	54 829	47 191	51 483	1. Judgements - Total
2. Goedere verkoop	108 081	9 698	8 320	8 558	82 710	7 394	6 472	6 172	2. Goods sold
2.1. Ope rekening									2.1 Open account
2.2. Afbetalingsverkoop-transaksies	84 512	7 003	4 382	7 022	80 436	6 992	4 213	6 548	2.2 Instalment sale transactions
3. Dienste	21 042	1 804	1 728	1 515	19 838	1 727	1 689	1 348	3. Services
3.1. Professionele	34 620	3 307	2 440	2 836	27 171	2 850	1 978	2 222	3.1 Professional
3.2. Ander	31 493	2 912	1 947	2 819	24 985	2 084	1 655	2 062	3.2 Other
4. Huur	258 877	20 729	16 655	20 663	245 060	19 228	16 073	18 802	4. Rent
5. Geld geleen	102 065	8 322	23 380	10 434	87 492	7 199	7 227	7 912	5. Money lent
6. Promesses, V.T.-tjeks, ens.	138 185	10 870	10 498	7 962	1107 013	7 355	7 884	6 417	6. Promissory notes, R.D. cheques, etc.
7. Ander									7. Other