

3

DIE BIBLIOTEK / THE LIBRARY  
SENTRALE STATISTIEKDIENS  
CENTRAL STATISTICAL SERVICE  
PRIVATE SAK / PRIVATE BAG X 44  
0001 PRETORIA



REPUBLIC OF SOUTH AFRICA



**Statistics of civil cases  
for debt  
December 1995**

**Statistical release P0041**

Co-operation between the Central Statistical Service and the residents of the RSA, the private sector and the government institutions is essential for a successful statistical system in the RSA. Without this continued co-operation and goodwill, the timely release of relevant and reliable official statistics will not be possible.

The CSS publishes approximately five hundred different releases per year. In the light of expenditure restraints in government, it is no longer economically viable to produce them in more than one of the eleven official languages in South Africa. Since the releases are also extensively used by the international economic and social-scientific communities, from 1996 CSS releases will be published in English.

**Embargo: 11:00  
Date: 28 February 1996**

Published by the  
Central Statistical Service  
Private Bag X44  
PRETORIA  
0001  
Tel. (012) 310-8911

**The CSS has copyright on this information. You are, however, free to apply it as you wish provided that you acknowledge the CSS as the source of the basic data wherever you process, apply, utilise, publish or distribute the data; and also that you specify that the relevant application and analyses (where applicable) result from your own processing of the data.**

*CSS Library Cataloguing-in-Publication (CIP) Data*

Statistics of civil cases for debt / Central Statistical Service. - 1996-  
Pretoria: Central Statistical Service, 1996-  
p. ; 30 cm. (Statistical release; P0041)  
Series formerly available as: Statistiese  
nuusberig = Statistical news release; P0041 and  
P13.2 and Statistiese vrystelling = Statistical  
release; P0041  
From February 1996 title continues in English only  
Monthly  
1. Debts, public. I. South Africa. Central Sta-  
tistical Service. II. Title. III. Series.  
(LCSH 11)

A complete set of CSS publications is available at the **CSS Library** and the following libraries:

State Library, Pretoria  
Library of Parliament, Cape Town  
South African Library, Cape Town  
Bloemfontein Public Library  
Natal Society Library, Pietermaritzburg  
Johannesburg Public Library

## TOTAL NUMBER OF DEBT CASES INCREASED IN 1995

The total number of civil summonses for debt increased by 7,3% (from 1 085 588 to 1 165 376) during 1995 compared with 1994. The number of civil judgements for debts increased by 5,5% to 545 056 during the same period.

Civil summonses for debt showed large increases from 1994 to 1995 in respect of services rendered (7,0%), rent (41,7%), money lent (15,6%) and promissory notes, bills, R/D cheques, credit cards and other acknowledgements of debts (24,0%). The largest increases in civil cases were recorded by the Johannesburg magistrate office (+12 308 cases), followed by the East Rand magistrate office (+12 270 cases).

Regarding the number of civil default and consent judgements, the largest increases were recorded in respect of services rendered (10,6%) and rent (30,2%). The total amount involved in respect of judgements for debts for 1995 (R2 987,1 million) showed an increase of 10,6% (+R286,4 million) compared with 1994.

| Period                              | Number             |                           | Percentage change  |                           |
|-------------------------------------|--------------------|---------------------------|--------------------|---------------------------|
|                                     | Summonses for debt | Civil judgements for debt | Summonses for debt | Civil judgements for debt |
| <b>Actual figures:</b>              |                    |                           |                    |                           |
| Oct. 1995 - Dec. 1995               | 290 741            | 138 288                   | +9,8               | +13,3                     |
| Oct. 1994 - Dec. 1994               | 264 678            | 122 059                   |                    |                           |
| <b>Seasonally adjusted figures:</b> |                    |                           |                    |                           |
| Oct. 1995 - Dec. 1995               | 304 797            | 143 401                   | +7,0               | +9,2                      |
| Jul. 1995 - Sep. 1995               | 284 791            | 131 313                   |                    |                           |

  
 PP  
 Dr F M Orkin  
 Head: Central Statistical Service

## ENQUIRIES:

Tel. (012) 310-8095/310-8040  
 (012) 310-8351/310-8390  
 (012) 310-8034 (technical enquiries)  
 Private Bag X44, Pretoria, 0001  
 Fax: 310-8500 310-8501

|                             |                               |                                |
|-----------------------------|-------------------------------|--------------------------------|
| BLOEMFONTEIN (051) 447-7767 | KEMPTON PARK (011) 394-3420/1 | NELSPRUIT (01311) 52455/6      |
| DURBAN (031) 305-3904       | KIMBERLEY (0531) 33965        | PIETERSBURG (0152) 295-7521    |
| CAPE TOWN (021) 23-1040     | KLERKSDORP (018) 462-4008     | PORT ELIZABETH (041) 52-3801/2 |
| BISHO (0401) 99-2457        | UMTATA (0471) 305-2038        |                                |

**NOTES**

The particulars refer to all civil cases for debt recorded by Magistrate's Offices.

Except for cases recorded, all other information relates to debt cases only; i.e. claims for damages, ejection orders and other non-debt cases are excluded.

Default and consent judgements relate to judgements given in respect of undefended debt cases only.

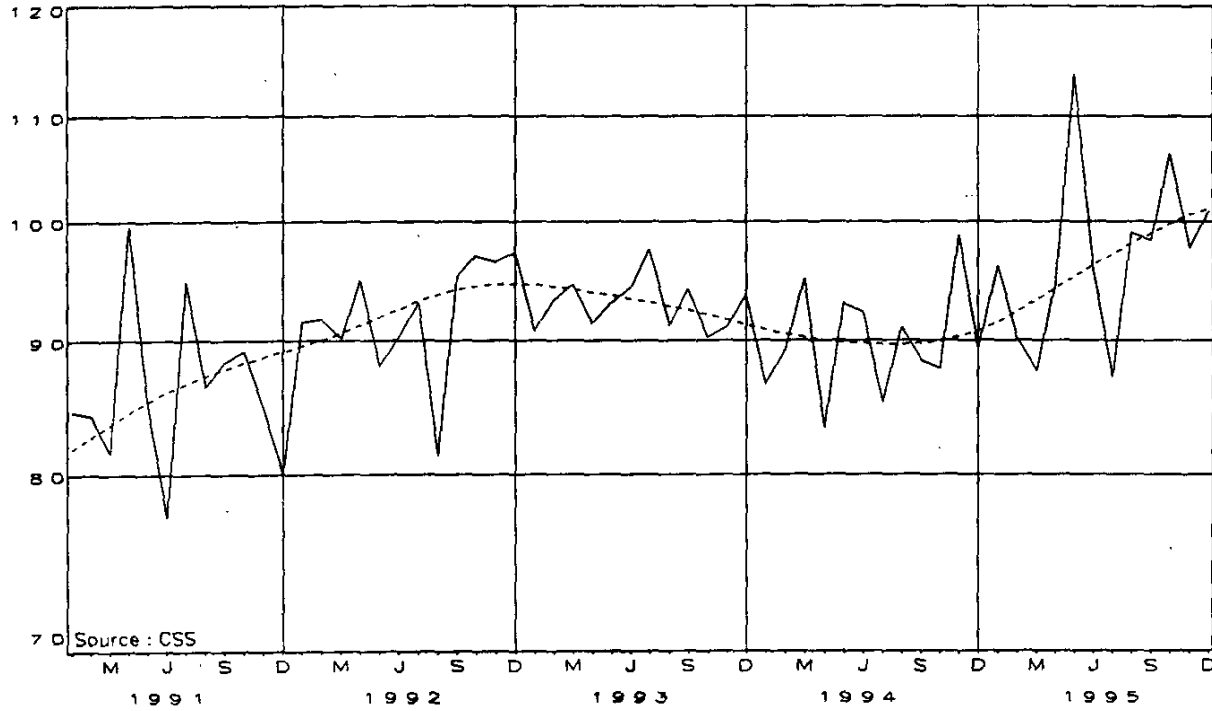
**COMPARABILITY**

The jurisdiction limit for civil cases handled by magistrate offices (R20 000 for liquid assets and R50 000 for non liquid assets) was increased to R100 000 as from 1 May 1995. A comparison with the previous months must thus be handled with circumspection.

**SMALL CLAIMS COURTS**

Statistics in respect of small claims courts are furnished annually.

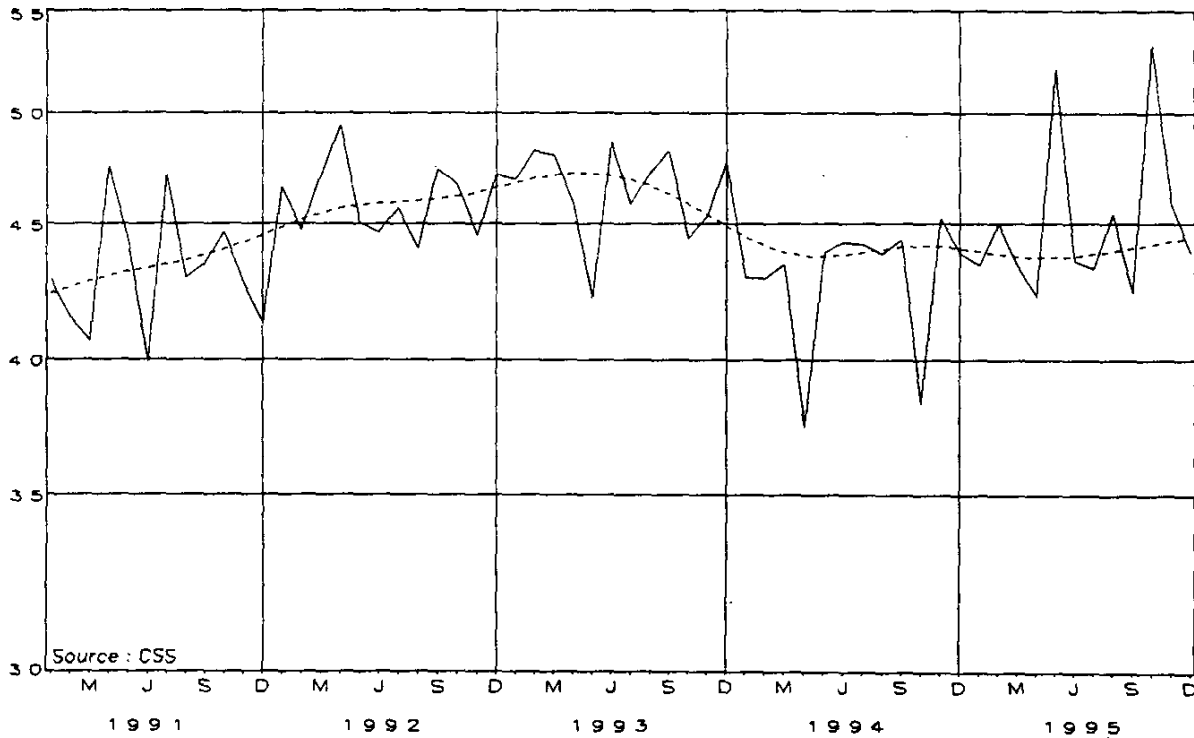
### CIVIL SUMMONSES ISSUED - NUMBER Thousand



Scale: Semi-Logarithmic

Seasonally adjusted \_\_\_\_\_  
Trend cycle - - - - -

### CIVIL JUDGEMENTS FOR DEBT - NUMBER Thousand



Scale: Semi-Logarithmic

Seasonally adjusted \_\_\_\_\_  
Trend cycle - - - - -

TABEL 1 - NUMBER OF CIVIL CASES RECORDED AND SUMMONSES FOR DEBT ISSUED

| Item  | Business enterprises and private persons |      |      |      |      |      |      |      |      |      |      |      |    |     |    |     |    |     |
|---|--|------|------|------|------|------|------|------|------|------|------|------|----|-----|----|-----|----|-----|
|   | 1995                                     |      |      |      | 1994 |      |      |      | 1995 |      |      |      |    |     |    |     |    |     |
|   | Dec.                                     | Nov. | Dec. | Nov. | Dec. | Nov. | Dec. | Nov. | Dec. | Nov. | Dec. | Nov. |    |     |    |     |    |     |
| 1. Cases Recorded   | 1  | 206  | 468  | 80   | 686  | 108  | 321  | 71   | 583  | 1    | 078  | 110  | 70 | 660 | 96 | 193 | 62 | 898 |
| 1.1 Actual figures  |  |      |      | 103  | 921  | 100  | 080  | 92   | 145  |      |      |      | 90 | 730 | 88 | 741 | 80 | 621 |
| 1.2 Seasonally adjusted   |  |      |      |      |      |      |      |      |      |      |      |      |    |     |    |     |    |     |
| 2. Civil summonses for debt   | 1  | 165  | 376  | 78   | 825  | 104  | 987  | 69   | 747  | 1    | 044  | 114  | 69 | 104 | 93 | 679 | 62 | 533 |
| 2.1 Total   |  |      |      | 100  | 970  | 97   | 719  | 89   | 457  |      |      |      | 87 | 789 | 86 | 801 | 79 | 552 |
| 2.1.1 Actual figures  |  |      |      | 15   | 964  | 24   | 475  | 15   | 529  |      |      |      | 13 | 880 | 21 | 652 | 13 | 894 |
| 2.1.2 Seasonally adjusted   |  |      |      | 1    | 873  | 2    | 187  | 1    | 745  |      |      |      | 1  | 716 | 1  | 988 | 1  | 583 |
| 2.2 Goods sold  | 270                                      | 161  |      |      |      |      |      |      |      | 241  | 789  |      |    |     |    |     |    |     |
| 2.2.1 Open account  | 28                                       | 649  |      |      |      |      |      |      |      | 26   | 179  |      |    |     |    |     |    |     |
| 2.2.2 Instalment sale transactions  |  |      |      |      |      |      |      |      |      |      |      |      |    |     |    |     |    |     |
| 2.3 Services  | 186                                      | 798  |      | 12   | 015  | 18   | 313  | 10   | 949  | 177  | 421  |      | 10 | 692 | 17 | 307 | 10 | 480 |
| 2.3.1 Professional  | 255                                      | 337  |      | 19   | 361  | 20   | 900  | 14   | 185  | 219  | 829  |      | 17 | 530 | 17 | 699 | 12 | 539 |
| 2.3.2 Other   |  |      |      |      |      |      |      |      |      |      |      |      |    |     |    |     |    |     |
| 2.4 Rent  | 57                                       | 443  |      | 4    | 876  | 4    | 672  | 3    | 655  | 44   | 505  |      | 3  | 640 | 3  | 351 | 2  | 395 |
| 2.5 Money lent  | 137                                      | 350  |      | 9    | 465  | 12   | 625  | 8    | 605  | 130  | 076  |      | 8  | 919 | 12 | 018 | 8  | 141 |
| 2.6 Promissory notes, bills, R/D cheques, credit cards and other acknowledgements of debt | 95                                       | 678  |      | 5    | 715  | 7    | 757  | 6    | 203  | 86   | 064  |      | 4  | 397 | 6  | 979 | 5  | 674 |
| 2.7 Other   | 133                                      | 960  |      | 9    | 556  | 14   | 058  | 8    | 876  | 118  | 251  |      | 8  | 330 | 12 | 685 | 7  | 827 |

TABLE 2 - THE NUMBER OF CIVIL CASES RECORDED IN SELECTED MAGISTRATES OFFICES

| Year or month | Number         |                |             |           |                  |        |              |           |           |          |                                |              |
|---------------|----------------|----------------|-------------|-----------|------------------|--------|--------------|-----------|-----------|----------|--------------------------------|--------------|
|               | Cape Peninsula | Port Elizabeth | East-London | Kimberley | Pietermaritzburg | Durban | Johannesburg | East Rand | West Rand | Pretoria | Vereeniging and Vanderbijlpark | Bloemfontein |
| 1994          | 159 827        | 40 173         | 16 363      | 8 215     | 31 228           | 90 646 | 130 635      | 57 110    | 29 569    | 94 627   | 18 864                         | 21 885       |
| 1995          | 166 609        | 47 639         | 15 445      | 10 823    | 30 290           | 89 776 | 142 943      | 69 380    | 30 690    | 96 226   | 16 908                         | 24 289       |
| 1994 - J      | 9 052          | 3 482          | 1 891       | 345       | 2 093            | 5 520  | 7 722        | 3 980     | 2 463     | 6 497    | 1 281                          | 1 687        |
| F             | 11 430         | 3 682          | 1 404       | 677       | 2 315            | 7 074  | 12 055       | 5 318     | 2 574     | 8 003    | 1 883                          | 1 495        |
| M             | 14 664         | 5 027          | 1 678       | 827       | 3 046            | 9 569  | 11 977       | 6 301     | 3 073     | 9 945    | 1 378                          | 2 277        |
| A             | 13 724         | 2 230          | 1 214       | 489       | 2 060            | 6 620  | 6 389        | 3 740     | 2 067     | 5 565    | 1 150                          | 1 285        |
| M             | 14 007         | 3 172          | 1 226       | 661       | 2 642            | 9 065  | 10 246       | 3 740     | 2 067     | 8 351    | 1 663                          | 1 499        |
| J             | 18 148         | 3 349          | 1 481       | 1 015     | 2 599            | 9 386  | 14 305       | 5 230     | 2 520     | 6 343    | 1 303                          | 1 844        |
| J             | 12 438         | 2 982          | 1 734       | 1 133     | 3 180            | 6 970  | 11 403       | 5 206     | 2 341     | 8 497    | 1 283                          | 1 773        |
| A             | 15 654         | 3 234          | 1 475       | 671       | 2 796            | 7 702  | 10 034       | 4 461     | 3 075     | 9 814    | 2 067                          | 1 862        |
| S             | 13 866         | 2 957          | 1 047       | 801       | 2 971            | 7 243  | 10 040       | 4 433     | 2 563     | 4 660    | 2 266                          | 2 443        |
| O             | 14 882         | 2 865          | 1 068       | 639       | 2 812            | 7 903  | 11 531       | 4 993     | 2 183     | 6 809    | 1 406                          | 1 788        |
| N             | 13 467         | 4 346          | 1 310       | 594       | 2 825            | 7 524  | 17 659       | 5 173     | 2 452     | 11 206   | 2 114                          | 1 847        |
| D             | 8 495          | 2 847          | 835         | 363       | 1 889            | 6 070  | 7 274        | 3 212     | 1 658     | 8 937    | 1 070                          | 2 085        |
| 1995 - J      | 10 246         | 3 617          | 1 265       | 582       | 2 646            | 6 778  | 12 384       | 4 119     | 2 453     | 9 609    | 990                            | 1 488        |
| F             | 15 202         | 3 209          | 1 329       | 510       | 2 803            | 8 377  | 8 179        | 4 895     | 2 146     | 6 988    | 1 819                          | 1 986        |
| M             | 14 671         | 4 452          | 1 247       | 836       | 2 711            | 8 474  | 12 938       | 6 350     | 2 007     | 5 197    | 1 715                          | 3 261        |
| A             | 13 146         | 2 537          | 1 063       | 537       | 2 120            | 7 172  | 7 567        | 3 830     | 2 407     | 8 437    | 956                            | 3 276        |
| M             | 15 555         | 4 512          | 1 417       | 1 248     | 2 728            | 8 500  | 12 110       | 5 390     | 2 559     | 11 899   | 1 273                          | 1 940        |
| J             | 17 078         | 3 525          | 1 344       | 2 928     | 2 737            | 8 352  | 13 560       | 5 898     | 2 545     | 8 283    | 1 764                          | 1 825        |
| J             | 14 713         | 3 809          | 1 107       | 948       | 2 577            | 7 122  | 9 731        | 5 958     | 2 482     | 7 473    | 1 237                          | 1 620        |
| A             | 15 393         | 4 593          | 1 507       | 672       | 2 972            | 8 450  | 11 575       | 7 268     | 2 877     | 8 261    | 1 571                          | 1 792        |
| S             | 13 259         | 4 232          | 1 380       | 547       | 2 220            | 6 366  | 12 026       | 7 876     | 2 535     | 8 657    | 1 649                          | 1 662        |
| O             | 11 979         | 3 887          | 1 545       | 663       | 2 245            | 6 936  | 16 925       | 7 910     | 2 820     | 7 365    | 1 632                          | 2 044        |
| N             | 14 276         | 4 095          | 1 363       | 557       | 2 691            | 7 763  | 15 004       | 5 275     | 3 997     | 8 389    | 1 405                          | 1 775        |
| D             | 11 091         | 5 171          | 878         | 795       | 1 840            | 5 486  | 10 944       | 4 611     | 1 862     | 5 668    | 897                            | 1 600        |

TABEL 3 - CIVIL DEFAULT AND CONSENT JUDGEMENTS FOR DEBTS

| Item   | Business enterprises and private persons |         |         |         | Private persons |         |         |         |
|--|--|---------|---------|---------|-----------------|---------|---------|---------|
|  | 1995                                     | Dec.    | Nov.    | 1994    | 1995            | Dec.    | Nov.    | 1994    |
| Judgements   |  |         |         |         |                 |         |         |         |
| 1.1 Total  | 545 056                                  | 36 331  | 48 567  | 36 030  | 502 215         | 33 561  | 45 122  | 33 061  |
| 1.1.1 Actual figures   | 44 009                                   | 44 009  | 45 990  | 43 970  |                 | 40 761  | 42 664  | 40 424  |
| 1.1.2 Seasonally adjusted  |  |         |         |         |                 |         |         |         |
| 1.2 Goods sold   | 142 928                                  | 8 189   | 11 889  | 9 914   | 131 499         | 7 424   | 10 830  | 9 098   |
| 1.2.1 Open account   | 9 643                                    | 611     | 745     | 604     | 9 086           | 575     | 721     | 580     |
| 1.2.2 Instalment sale transactions                               |  |         |         |         |                 |         |         |         |
| 1.3 Services   | 92 980                                   | 5 782   | 7 820   | 6 385   | 90 842          | 5 664   | 7 684   | 6 255   |
| 1.3.1 Professional   | 102 429                                  | 7 532   | 9 910   | 6 170   | 93 991          | 6 941   | 9 289   | 5 545   |
| 1.3.2 Other  |  |         |         |         |                 |         |         |         |
| 1.4 Rent   | 29 044                                   | 2 166   | 2 333   | 1 610   | 23 139          | 1 706   | 1 805   | 1 276   |
| 1.5 Money lent   | 55 095                                   | 3 840   | 6 073   | 3 648   | 53 477          | 3 715   | 5 846   | 3 564   |
| 1.6 Promissory notes, bills and other acknowledgements of debts  | 43 862                                   | 3 346   | 3 897   | 2 968   | 39 980          | 3 111   | 3 608   | 2 704   |
| 1.7 Other  | 69 075                                   | 4 865   | 5 900   | 4 731   | 60 201          | 4 425   | 5 339   | 4 039   |
|  |  |         |         |         |                 |         |         |         |
|  |  |         |         |         |                 |         |         |         |
| Judgements   |  |         |         |         |                 |         |         |         |
| 1.1 Total  | 2 987 064                                | 201 576 | 265 351 | 197 255 | 2 400 613       | 167 193 | 224 402 | 164 143 |
| 1.2 Goods sold   | 308 567                                  | 24 259  | 29 117  | 18 137  | 216 798         | 15 928  | 19 007  | 12 898  |
| 1.2.1 Open account   | 128 521                                  | 7 028   | 8 742   | 6 759   | 115 351         | 5 949   | 8 365   | 6 470   |
| 1.2.2 Instalment sale transactions                               |  |         |         |         |                 |         |         |         |
| 1.3 Services   | 98 148                                   | 5 592   | 9 131   | 5 947   | 86 654          | 5 229   | 8 388   | 5 577   |
| 1.3.1 Professional   | 222 129                                  | 21 484  | 22 049  | 11 253  | 181 312         | 16 360  | 19 198  | 7 910   |
| 1.3.2 Other  |  |         |         |         |                 |         |         |         |
| 1.4 Rent   | 129 448                                  | 10 178  | 11 504  | 8 929   | 96 750          | 7 713   | 8 646   | 6 723   |
| 1.5 Money lent   | 1 017 941                                | 67 732  | 109 828 | 63 596  | 950 442         | 61 861  | 104 961 | 61 222  |
| 1.6 Promissory notes, bills, and other acknowledgements of debts | 343 252                                  | 23 605  | 27 958  | 24 617  | 301 289         | 20 989  | 24 757  | 22 241  |
| 1.7 Other  | 739 058                                  | 41 698  | 47 022  | 58 017  | 452 017         | 33 144  | 31 080  | 41 102  |



3  
DIE BIBLIOTEK/THE LIBRARY  
SENTRALE STATISTIEKDIENS  
CENTRAL STATISTICAL SERVICE  
PRIVATE SAK/PRIVATE BAG X 44  
0001 PRETORIA



REPUBLIEK VAN SUID-AFRIKA  
REPUBLIC OF SOUTH AFRICA

**Statistieke van siviele sake  
vir skuld  
September 1995**

**Statistics of civil cases  
for debt  
September 1995**



**SENTRALE  
STATISTIEKDIENS  
CENTRAL  
STATISTICAL SERVICE**

**Statistiese vrystelling      P0041  
Statistical release**

Om 'n suksesvolle statistiese stelsel in die RSA te bedryf, is die samewerking tussen die Sentrale Statistiekdiens en die inwoners van die RSA, die private sektor en die owerheidsinstellings onontbeerlik. Sonder hierdie volgehoue samewerking en welwillendheid sal die tydige beskikbaarstelling van relevante en betroubare amptelike statistieke nie moontlik wees nie.

Co-operation between the Central Statistical Service and the residents of the RSA, the private sector and the government institutions is essential for a successful statistical system in the RSA. Without this continued co-operation and goodwill, the timely release of relevant and reliable official statistics will not be possible.

**Embargo: 09:30  
Datum/Date: 27 November 1995**

Uitgegee deur die Sentrale Statistiekdiens

Private Sak X44  
PRETORIA  
0001  
Tel. (012) 310-8911

Published by the Central Statistical Service

Private Bag X44  
PRETORIA  
0001  
Tel. (012) 310-8911

Die SSD het kopiereg op hierdie inligting. U mag dit egter toepas soos u wil, op voorwaarde dat u die SSD erken as die bron van die basiese data in alle gevalle waar u die data verwerk, aanwend, gebruik, publiseer of versprei; en ook dat u spesifiseer dat die betrokke aanwending en ontleding (waar van toepassing) die gevolg is van u eie verwerking van die data.

The CSS has copyright on this information. You are, however, free to apply it as you wish provided that you acknowledge the CSS as the source of the basic data wherever you process, apply, utilise, publish or distribute the data; and also that you specify that the relevant application and analyses (where applicable) result from your own processing of the data.

*SSD-biblioteek Katalogisering-in-Publikasie(KIP) Data*  
*CSS Library Cataloguing-in-Publication (CIP) Data*

Statistieke van siviele sake vir skuld / Sentrale Statistiekdiens = Statistics of civil cases for debt / Central Statistical Service. - 1987- Pretoria: Central Statistical Service, 1987- p. ; 30 cm. (Statistiese vrystelling = Statistical release; P0041)  
Series formerly available as: Statistiese nuusberig = Statistical news release; P0041 and P13.2  
Monthly  
1. Debts, public. I. South Africa. Central Statistical Service. II. Suid-Afrika. Sentrale Statistiekdiens. III. Title. IV. Series  
(LCSH 11)

'n Volledige stel SSD-publikasies is beskikbaar by die **SSD-biblioteek** en die volgende biblioteke:

Staatsbiblioteek, Pretoria  
Parlementsbiblioteek, Kaapstad  
Suid-Afrikaanse Biblioteek, Kaapstad  
Bloemfontein Openbare Biblioteek  
Natal Society Library, Pietermaritzburg  
Johannesburg Openbare Biblioteek

A complete set of CSS publications is available at the **CSS Library** and the following libraries:

State Library, Pretoria  
Library of Parliament, Cape Town  
South African Library, Cape Town  
Bloemfontein Public Library  
Natal Society Library, Pietermaritzburg  
Johannesburg Public Library

**MINDER SIVIELE SAKE IN SEPTEMBER 1995**

Die getal siviele sake aangeteken vir September 1995 toon 'n geringe afname van 0,7% na seisoenaanpassing vergelyke met Augustus 1995. Voorts het die getal siviele dagvaardings en siviele vonnisse vir skuld ook onderskeidelik met 0,7% en 7,2% afgeneem.

Met die uitsondering van Johannesburg, die Oos-Rand, Pretoria en Vereeniging/Vanderbijlpark is afnames in die getal siviele sake deur al die ander uitgesoekte landdroskantore aangeteken. Die grootste afnames is aangeteken deur die Kaapse Skiereiland (-2 134 gevalle) en Durban (-2 084 gevalle).

In Totaal van 98 497 dagvaardings vir skuld is gedurende September 1995 uitgereik. Hiervan was 22,8% ten opsigte van goedere verkoop op ope rekening terwyl 16,2% en 22,7% onderskeidelik ten opsigte van professionele en nie-professionele dienste was.

In September 1995 was die getal vonnisse vir skuld 45 805 waarby R251,6 miljoen betrokke was. Hiervan was R31,1 miljoen (12,4%) ten opsigte van goedere verkoop op ope rekening, R85,4 miljoen (34,0%) ten opsigte van geld geleen en R26,4 miljoen (10,5%) ten opsigte van promesses, wissels, V/T-tjeks, kredietkaarte en ander skuldbewyse.

**FEWER CIVIL CASES IN SEPTEMBER 1995**

The number of civil cases recorded for September 1995 shows a slight decrease of 0,7% after seasonal adjustment compared with August 1995. Furthermore, the number of civil summonses and civil judgements for debt also decreased by 0,7% and 7,2% respectively.

With the exception of Johannesburg, the East Rand, Pretoria and Vereeniging/Vanderbijlpark decreases in the number of civil cases were recorded in all the other selected magistrate's offices. The largest decreases were recorded by the Cape Peninsula (-2 134 cases) and Durban (-2 084 cases).

A total of 98 497 summonses for debt were issued in September 1995. Of these, 22,8% were in respect of goods sold on open account while 16,2% and 22,7% were in respect of professional and non-professional services respectively.

In September 1995 the number of judgements for debt was 45 805 and the amount involved was R251,6 million. Of this amount, R31,1 million (12,4%) was in respect of goods sold on open account, R85,4 million (34,0%) in respect of money lent and R26,4 million (10,5%) in respect of promissory notes, bills, R/D cheques, credit cards and other acknowledgements of debt.

  
pp  
HOOF: SENTRALE STATISTIEKDIENS  
HEAD: CENTRAL STATISTICAL SERVICE

| NAVRAE:                          |                               | ENQUIRIES:                           |  |
|----------------------------------|-------------------------------|--------------------------------------|--|
| Tel. (012) 310-8095/310-8040     |                               | Tel. (012) 310-8095/310-8040         |  |
| (012) 310-8351/310-8390          |                               | (012) 310-8351/310-8390              |  |
| (012) 310-8034 (tegniese navrae) |                               | (012) 310-8034 (technical enquiries) |  |
| Private Sak X44, Pretoria, 0001  |                               | Private Bag X44, Pretoria, 0001      |  |
| Faks: 310-8500 310-8501          |                               | Fax: 310-8500 310-8501               |  |
| BLOEMFONTEIN (051) 47-7767       | KEMPTON PARK (011) 394-3420/1 | NELSPRUIT (01311) 52455/6            |  |
| DURBAN (031) 305-3904            | KIMBERLEY (0531) 33965        | PIETERSBURG (0152) 295-7521          |  |
| KAAPSTAD/CAPE TOWN (021) 23-1040 | KLERKSDORP (018) 462-4008     | PORT ELIZABETH (041) 52-3801/2       |  |
| BISHO (0401) 99-2457             | UMTATA (0471) 305-2038        |                                      |  |

**OPMERKINGS**

Die gegewens het betrekking op alle siviele sake vir skuld deur Landdroskantore aangeteken.

Behalwe in geval van sake aangeteken, het alle ander inligting betrekking op skuldsake; m.a.w. eise vir skadevergoeding, uitsettingsbevele en ander nie-skuldsake is uitgesluit.

Vonnisse by verstek en toestemming het slegs betrekking op onverdedigde skuldsake.

**VERGELYKBAARHEID**

Die jurisdiksiekerf van siviele sake wat deur landdroskantore hanteer is (R20 000 vir likiede bates en R50 000 vir nie-likiede bates) is verhoog tot R100 000 vanaf 1 Mei 1995. 'n Vergelyking met die vorige maande moet dus met omsigtigheid hanteer word.

**HOWE VIR KLEIN EISE**

Statistieke ten opsigte van howe vir klein eise word jaarliks verstrek.

**NOTES**

The particulars refer to all civil cases for debt recorded by Magistrate's Offices.

Except for cases recorded, all other information relates to debt cases only; i.e. claims for damages, ejectment orders and other non-debt cases are excluded.

Default and consent judgements relate to judgements given in respect of undefended debt cases only.

**COMPARABILITY**

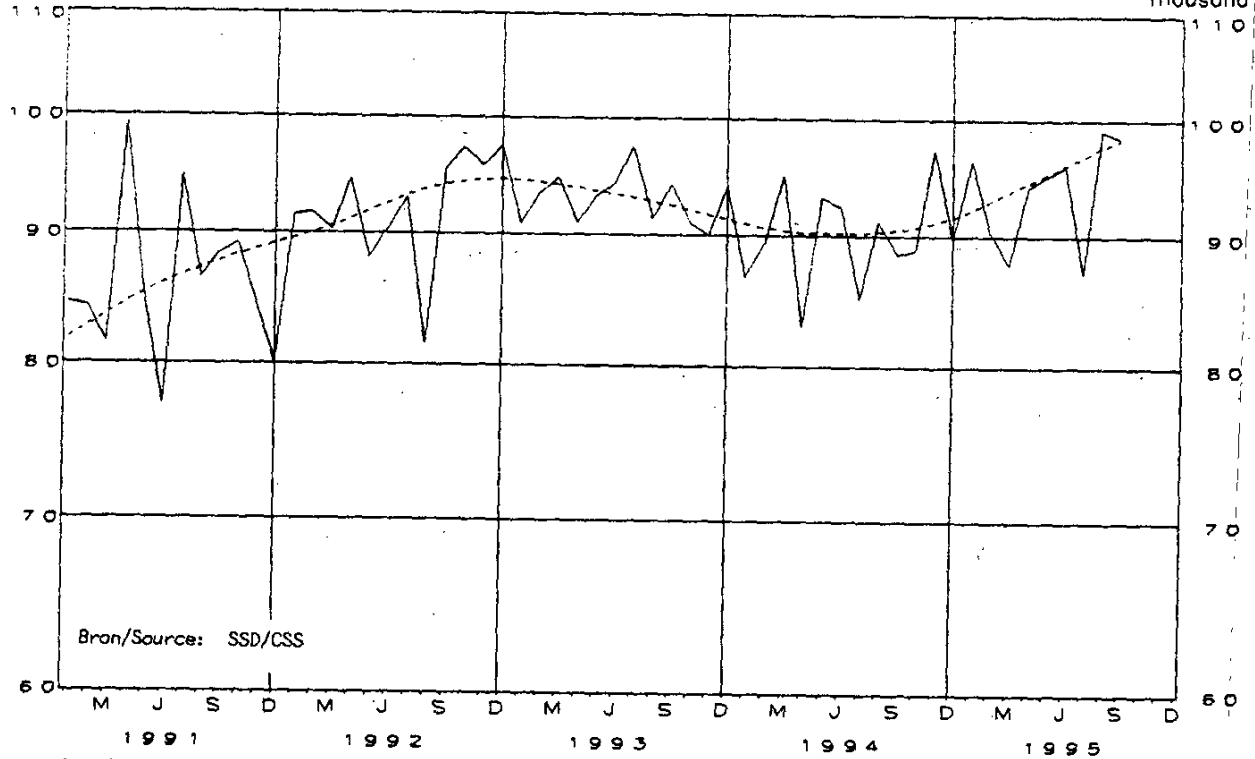
The jurisdiction limit for civil cases handled by magistrate offices (R20 000 for liquid assets and R50 000 for non liquid assets) was increased to R100 000 as from 1 May 1995. A comparison with the previous months must thus be handled with circumspection.

**SMALL CLAIMS COURTS**

Statistics in respect of small claims courts are furnished annually.

SIVIELE DAGVAARDINGS UITGEREIK - GETAL  
Duisend

CIVIL SUMMONSES ISSUED - NUMBER  
Thousand



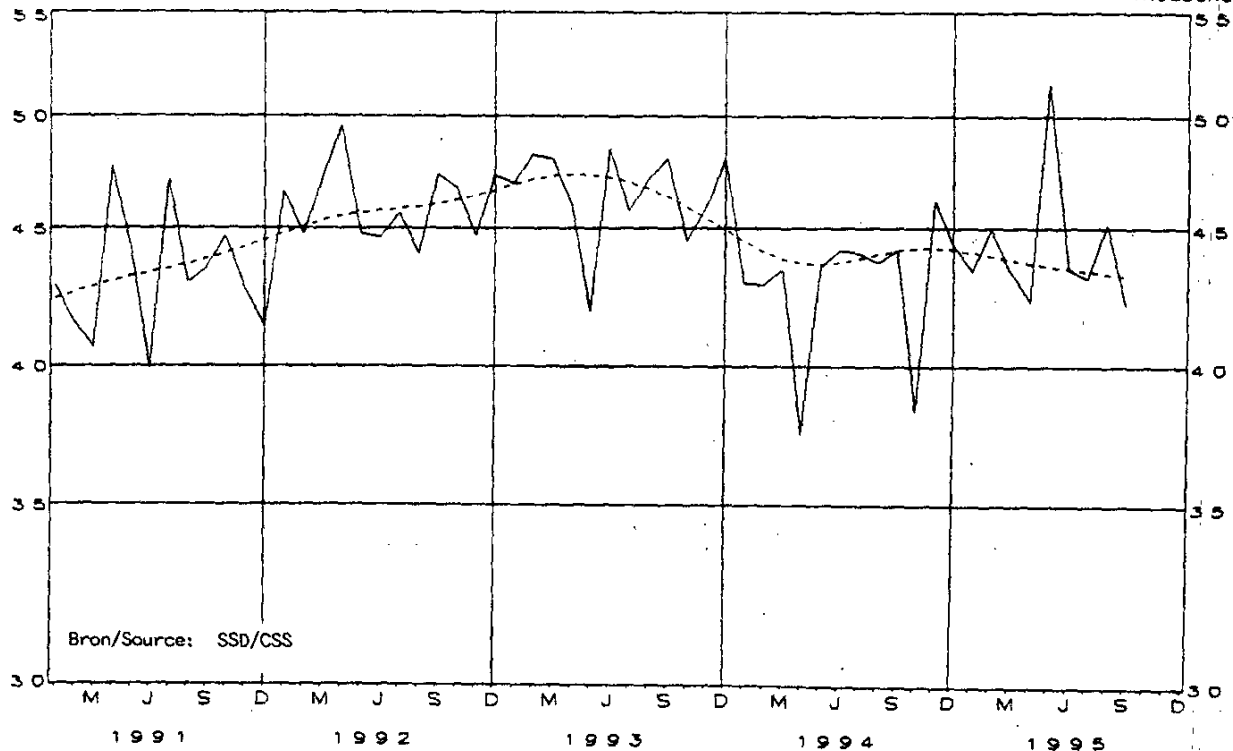
Skaal: Semi-Logaritmies

Seasonally adjusted — Seisoensaangepas  
Trend cycle - - - - Tendenssiklus

Scale: Semi-Logarithmic

SIVIELE VONNISSE VIR SKULD - GETAL  
Duisend

CIVIL JUDGEMENTS FOR DEBT - NUMBER  
Thousand



Skaal: Semi-Logaritmies

Seasonally adjusted — Seisoensaangepas  
Trend cycle - - - - Tendenssiklus

Scale: Semi-Logarithmic

TABLE 1 - SAKE ANGETEKEN IN UITGESOEKTE LANDROSKANTORE

TABLE 1 - CASES RECORDED IN SELECTED MAGISTRATES' OFFICES

Getaal - Number

| Jaar of<br>maand<br>Year or<br>month | Kaapse<br>Skier-<br>eiland<br>Cape<br>Peninsula | Port<br>Elizabeth | Oos-Londen<br>East London | Kimberley | Pieter-<br>maritzburg | Durban | Johannes-<br>burg | Oos-/<br>East<br>Rand | Wes-/<br>West<br>Rand | Pretoria | Vereeniging<br>en/<br>Vanderbijl-<br>park | Bloem-<br>fontein |
|--------------------------------------|---|-------------------|---------------------------|-----------|-----------------------|--------|-------------------|-----------------------|-----------------------|----------|---|-------------------|
| 1993                                 | 178 084   | 38 104            | 16 729                    | 8 412     | 31 066                | 90 319 | 132 951           | 66 520                | 29 276                | 92 397   | 16 389                                    | 24 710            |
| 1994                                 | 159 827   | 40 173            | 16 363                    | 8 215     | 31 228                | 90 646 | 130 635           | 57 110                | 29 569                | 94 627   | 18 864                                    | 21 885            |
| 1994 - J                             | 9 052   | 3 482             | 1 891                     | 345       | 2 093                 | 5 520  | 7 722             | 3 980                 | 2 463                 | 6 497    | 1 281                                     | 1 687             |
| F                                    | 11 430  | 3 682             | 1 404                     | 677       | 2 315                 | 7 074  | 12 055            | 5 318                 | 2 574                 | 8 003    | 1 883                                     | 1 495             |
| M                                    | 14 664  | 5 027             | 1 678                     | 827       | 3 046                 | 9 569  | 11 977            | 6 301                 | 3 073                 | 9 945    | 1 378                                     | 2 277             |
| A                                    | 13 724  | 2 230             | 1 214                     | 489       | 2 060                 | 6 620  | 6 389             | 3 740                 | 2 067                 | 5 565    | 1 150                                     | 1 285             |
| M                                    | 14 007  | 3 172             | 1 226                     | 661       | 2 642                 | 9 065  | 10 246            | 5 230                 | 2 600                 | 8 351    | 1 663                                     | 1 499             |
| J                                    | 18 148  | 3 349             | 1 481                     | 1 015     | 2 599                 | 9 386  | 14 305            | 5 063                 | 2 520                 | 6 343    | 1 303                                     | 1 844             |
| J                                    | 12 438  | 2 982             | 1 734                     | 1 133     | 3 180                 | 6 970  | 11 403            | 5 206                 | 2 341                 | 8 497    | 1 283                                     | 1 773             |
| A                                    | 15 654  | 3 234             | 1 475                     | 671       | 2 796                 | 7 702  | 10 034            | 4 461                 | 3 075                 | 9 814    | 2 067                                     | 1 862             |
| S                                    | 13 866  | 2 957             | 1 047                     | 801       | 2 971                 | 7 243  | 10 040            | 4 433                 | 2 563                 | 4 660    | 2 266                                     | 2 443             |
| O                                    | 14 882  | 2 865             | 1 068                     | 639       | 2 812                 | 7 903  | 11 531            | 4 993                 | 2 183                 | 6 809    | 1 406                                     | 1 788             |
| N                                    | 13 467  | 4 346             | 1 310                     | 594       | 2 825                 | 7 524  | 17 659            | 5 173                 | 2 452                 | 11 206   | 2 114                                     | 1 847             |
| D                                    | 8 495   | 2 847             | 835                       | 363       | 1 889                 | 6 070  | 7 274             | 3 212                 | 1 658                 | 8 937    | 1 070                                     | 2 085             |
| 1995 - J                             | 10 246  | 3 617             | 1 265                     | 582       | 2 646                 | 6 778  | 12 384            | 4 119                 | 2 453                 | 9 609    | 990                                       | 1 488             |
| F                                    | 15 202  | 3 209             | 1 329                     | 510       | 2 803                 | 8 377  | 8 179             | 4 895                 | 2 146                 | 6 988    | 1 819                                     | 1 986             |
| M                                    | 14 671  | 4 452             | 1 247                     | 836       | 2 711                 | 8 474  | 12 938            | 6 350                 | 2 007                 | 5 197    | 1 715                                     | 3 261             |
| A                                    | 13 146  | 2 537             | 1 063                     | 537       | 2 120                 | 7 172  | 7 567             | 3 830                 | 2 407                 | 8 437    | 956                                       | 3 276             |
| M                                    | 15 555  | 4 512             | 1 417                     | 1 248     | 2 728                 | 8 500  | 12 110            | 5 390                 | 2 559                 | 11 899   | 1 273                                     | 1 940             |
| J                                    | 17 078  | 3 525             | 1 344                     | 2 928     | 2 737                 | 8 352  | 13 560            | 5 898                 | 2 545                 | 8 283    | 1 764                                     | 1 825             |
| J                                    | 14 713  | 3 809             | 1 107                     | 948       | 2 577                 | 7 122  | 9 731             | 5 958                 | 2 482                 | 7 473    | 1 237                                     | 1 620             |
| A                                    | 15 393  | 4 593             | 1 507                     | 672       | 2 972                 | 8 450  | 11 575            | 7 268                 | 2 877                 | 8 261    | 1 571                                     | 1 792             |
| S                                    | 13 259  | 4 232             | 1 380                     | 547       | 2 220                 | 6 366  | 12 026            | 7 876                 | 2 535                 | 8 657    | 1 649                                     | 1 682             |

TABEL 2 - GETAL SIVIELE SAKE AANGETEKEN EN DAG-VAARDINGS VIR SKULD UITGEREIK

TABEL 2 - NUMBER OF CIVIL CASES RECORDED AND SUMMONSES FOR DEBT ISSUED

| Item   | Sake-ondernemings en private persone<br>Business enterprises and private persons |         |         |        | Private persone<br>Private persons |        |        |        |
|--|--|---------|---------|--------|------------------------------------|--------|--------|--------|
|  | 1994   | 1995    | 1995    | 1994   | 1995                               | 1995   | 1994   | 1994   |
|  | Sep.   | Aug.    | Sep.    | Sep.   | Sep.                               | Aug.   | Sep.   | Sep.   |
|  | Getail - Number  |         |         |        |                                    |        |        |        |
| 1. Sake aangeteke/Cases recorded   | 1 126 917  | 102 143 | 109 228 | 91 440 | 1 007 944                          | 91 849 | 98 043 | 82 294 |
| 1.1 Werklike syfers/Actual figures   | 101 459  | 102 189 | 90 888  |        |                                    | 90 481 | 91 182 | 81 106 |
| 1.2 Seisoensangapas/Seasonally adjusted  |  |         |         |        |                                    |        |        |        |
| 2. Siviele dagvaardings vir skuld/<br>Civil summonses for debt   | 1 085 588  | 98 497  | 105 350 | 88 804 | 972 613                            | 88 791 | 94 838 | 79 459 |
| 2.1 Totaal/Total   | 98 440   | 99 103  | 88 656  |        |                                    | 88 144 | 88 697 | 78 770 |
| 2.1.1 Werklike syfers/Actual figures   |  |         |         |        |                                    |        |        |        |
| 2.1.2 Seisoensangapas/Seasonally adjusted  |  |         |         |        |                                    |        |        |        |
| 2.2 Goedere verkoop/Goods sold   | 279 491  | 22 458  | 26 625  | 22 847 | 250 828                            | 19 732 | 23 946 | 20 419 |
| 2.2.1 Ope rekening/Open account  | 29 129   | 2 043   | 2 333   | 2 906  | 26 650                             | 1 809  | 2 145  | 2 590  |
| 2.2.2 Afbetalingsverkooptransaksies/<br>Instalment sale transactions   |  |         |         |        |                                    |        |        |        |
| 2.3 Dienste/Services   | 180 835  | 15 919  | 17 311  | 15 438 | 173 038                            | 15 354 | 16 658 | 14 677 |
| 2.3.1 Professionele/Professionals  | 232 269  | 22 406  | 20 967  | 18 150 | 196 882                            | 19 860 | 18 339 | 15 693 |
| 2.3.2 Ander/Other  |  |         |         |        |                                    |        |        |        |
| 2.4 Huur/Rent  | 40 540   | 3 684   | 4 970   | 3 436  | 33 656                             | 2 696  | 3 417  | 2 697  |
| 2.5 Geld geleen/Money lent   | 118 828  | 12 746  | 13 530  | 9 166  | 111 613                            | 12 225 | 12 901 | 8 267  |
| 2.6 Promesses, wissels, V/T-tjeks,<br>kredietkaarte en ander<br>skuldbewyse/Promissory notes,<br>bills, R/D cheques, credit cards<br>and other acknowledgements<br>of debt | 77 157   | 7 698   | 8 432   | 5 088  | 69 001                             | 6 960  | 7 617  | 4 458  |
| 2.7 Ander/Other  | 127 339  | 11 543  | 11 182  | 11 773 | 110 945                            | 10 155 | 9 815  | 10 658 |

TABEL 3 - SIVIELE VONNISSE VIR SKULD BY VERSTEK EN TOESTEMMING

| Item   | Sake-ondernemings en private persone<br>Business enterprises and private persons |         |         |         | Private persone<br>Private persons |         |         |         |
|--|--|---------|---------|---------|------------------------------------|---------|---------|---------|
|  | 1994   | 1995    | 1995    | 1994    | 1995                               | 1995    | 1994    | 1994    |
|  | Sep.   | Aug.    | Sep.    | Sep.    | Sep.                               | Aug.    | Sep.    | Sep.    |
|  | Getaal - Number  |         |         |         |                                    |         |         |         |
| 1. Vonnisse/Judgements   |  |         |         |         |                                    |         |         |         |
| 1.1 Totaal/Total   | 516 878  | 45 805  | 49 926  | 48 057  | 470 143                            | 42 176  | 46 149  | 44 246  |
| 1.1.1 Werklike syfers/Actual figures   | 42 104   | 45 374  | 44 292  |         |                                    | 38 588  | 41 779  | 40 583  |
| 1.1.2 Seisoensaangepas/Seasonally adjusted   |  |         |         |         |                                    |         |         |         |
| 1.2 Goedere verkoop/Goods sold   | 142 532  | 12 350  | 12 848  | 13 056  | 129 718                            | 11 367  | 11 748  | 11 966  |
| 1.2.1 Ope rekening/Open account  | 8 461  | 726     | 744     | 683     | 7 919                              | 687     | 700     | 647     |
| 1.2.2 Afbetalingsverkooptransaksies/Instalment sale transactions   |  |         |         |         |                                    |         |         |         |
| 1.3 Dienste/Services   | 91 241   | 8 069   | 8 619   | 8 465   | 89 232                             | 7 896   | 8 463   | 8 283   |
| 1.3.1 Professionele/Professional   | 85 441   | 8 845   | 9 400   | 7 599   | 75 515                             | 8 067   | 8 656   | 6 726   |
| 1.3.2 Ander/Other  |  |         |         |         |                                    |         |         |         |
| 1.4 Huur/Rent  | 22 302   | 2 180   | 2 919   | 2 103   | 18 714                             | 1 553   | 2 447   | 1 756   |
| 1.5 Geld geleen/Money lent   | 56 352   | 4 972   | 5 082   | 6 989   | 54 647                             | 4 862   | 4 942   | 6 828   |
| 1.6 Promesses, wissels, V/T-tjeks, kredietkaarte en ander skuldbewyse/promissory notes, bills, R/D cheques, credit cards and other acknowledgements of debt. | 42 826   | 3 262   | 3 907   | 3 534   | 38 442                             | 2 916   | 3 583   | 3 142   |
| 1.7 Ander/Other  | 67 723   | 5 401   | 6 407   | 5 628   | 55 956                             | 4 828   | 5 610   | 4 898   |
|  |  |         |         | R1 000  |                                    |         |         |         |
| 1. Vonnisse/Judgements   |  |         |         |         |                                    |         |         |         |
| 1.1 Totaal/Total   | 2 700 644  | 251 566 | 261 666 | 221 363 | 2 146 873                          | 207 777 | 208 988 | 174 164 |
| 1.2 Goedere verkoop/Goods sold   | 248 082  | 31 074  | 30 136  | 22 039  | 176 406                            | 21 270  | 20 478  | 16 543  |
| 1.2.1 Ope rekening/Open account  | 105 147  | 15 690  | 11 394  | 8 327   | 92 309                             | 11 265  | 9 763   | 7 724   |
| 1.2.2 Afbetalingsverkooptransaksies/Instalment sale transactions   |  |         |         |         |                                    |         |         |         |
| 1.3 Dienste/Services   | 81 548   | 8 274   | 8 574   | 7 514   | 75 677                             | 7 639   | 7 847   | 6 838   |
| 1.3.1 Professionele/Professional   | 154 973  | 17 866  | 21 759  | 12 525  | 114 285                            | 14 385  | 17 329  | 9 849   |
| 1.3.2 Ander/Other  |  |         |         |         |                                    |         |         |         |
| 1.4 Huur/Rent  | 106 074  | 9 400   | 12 508  | 10 350  | 78 982                             | 6 848   | 9 086   | 7 271   |
| 1.5 Geld geleen/Money lent   | 1 018 230  | 85 430  | 95 387  | 78 830  | 952 501                            | 80 837  | 85 051  | 68 520  |
| 1.6 Promesses, wissels, V/T-tjeks, kredietkaarte en ander skuldbewyse/promissory notes, bills, R/D cheques, credit cards and other acknowledgements of debt. | 312 252  | 26 438  | 28 927  | 27 777  | 269 858                            | 22 795  | 23 176  | 24 608  |
| 1.7 Ander/Other  | 674 338  | 57 394  | 52 981  | 54 001  | 387 455                            | 42 738  | 36 258  | 32 811  |