




REPUBLIEK VAN SUID-AFRIKA  
REPUBLIC OF SOUTH AFRICA



# SENTRALE STATISTIEKDIENS CENTRAL STATISTICAL SERVICE

Steynsarkade  
Steyn's Arcade  
Schoemanstraat 274  
274 Schoeman Street  
Privaatsak X44  
Private Bag X44  
PRETORIA  
0001  
Tel.: 3108-911 (012)  
Teleks: 320450, 320523  
Telex: 322418, 320173  
Fax: 3226325 (012)  
3220463

## STATISTIESE NUUSBERIG

## STATISTICAL NEWS RELEASE

P0041



### STREEKKANTORE REGIONAL OFFICES

DURBAN  
Tel.: 305-3904  
KAAPSTAD  
CAPE TOWN  
Tel.: 461-2098  
461-6940 (021)  
PORT ELIZABETH  
Tel.: 52-3801/2 (041)  
NELSPRUIT  
Tel.: 5-2455/6 (01311)  
KIMBERLEY  
Tel.: 3-3965/6 (0531)  
KEMPTON PARK  
Tel.: 394-3420/1 (011)  
PIETERSBURG  
Tel.: 7-1609 (01521)  
KLERKSDORP  
Tel.: 24008  
24324 (018)  
BLOEMFONTEIN  
Tel.: 477766/7 (051)  
308389

STATISTIEKE VAN SIVIELE SAKE VIR SKULD:  
DESEMBER 1988

STATISTICS OF CIVIL CASES FOR DEBT:  
DECEMBER 1988

2 MAART/MARCH 1989

## OPSOMMING

Die totale getal siviele dagvaardings vir skuld vir 1988 toon 'n toename van 4,1% vergeleke met dié vir 1987. Hierdie toename is hoofsaaklik te wyte aan toenames in dagvaardings vir skuld ten opsigte van ander dienste (+5,6%), huur (+15,5%), V/T-tjeks en kredietkaarte (+5,6%) en ander (+24,1%).

Die totale getal siviele vonnisse vir skuld vir 1988 toon 'n toename van 0,9% vergeleke met dié vir 1987. Hierdie toename is hoofsaaklik veroorsaak deur toenames in vonnisse vir skuld ten opsigte van ander dienste (+5,4%), huur (+4,4%) en ander (+12,0%). Hierteenoor, het afdames voorgekom ten opsigte van goedere verkoop op afbetalingsverkooptransaksies (huurkoop) (-10,1%) en V/T-tjeks en kredietkaarte (-9,9%).

## SUMMARY

The total number of civil summonses for debt for 1988 shows an increase of 4,1% compared with that of 1987. This increase is mainly due to increases in summonses for debt in respect of other services (+5,6%), rent (+15,5%), R/D cheques and credit cards (+5,6%) and other (+24,1%).

The total number of civil judgements for debt for 1988 reflects an increase of 0,9% compared with that of 1987. This increase is mainly due to increases in judgements for debt in respect of other services (+5,4%), rent (+4,4%) and other (+12,0%). In contrast, decreases were recorded in respect of goods sold on instalment sale transactions (hire purchases) (-10,1%) and R/D cheques and credit cards (-9,9%).

Tydperk Period	Getal Number		Persentasieverandering Percentage change	
	Dagvaardings vir skuld Summonses for debt	Siviele vonnisse vir skuld Civil judgements for debt	Dagvaardings vir skuld Summonses for debt	Siviele vonnisse vir skuld Civil judgements for debt
<b>Werklike syfers: Actual figures:</b>				
Okt./Oct. 1988 - Des./Dec. 1988	194 280	101 643	+ 4,3	+ 0,4
Okt./Oct. 1987 - Des./Dec. 1987	186 312	93 807		
<b>Seisoensaangepaste syfers: Seasonally adjusted figures:</b>				
Okt./Oct. 1988 - Des./Dec. 1988	208 611	109 925	- 4,1	+ 5,6
Jul. 1988 - Sept. 1988	217 520	104 050		

## OPMERKINGS

Die gegewens het betrekking op alle siviele sake vir skuld deur Landdroskantore aange-teken.

Behalwe in geval van sake aangeteken, het alle ander inligting betrekking op skuldsake; m.a.w. eise vir skadevergoeding, uitsettingsbevele en ander nie-skuldsake is uitgesluit.

Vonnisse by verstek en toestemming het slegs betrekking op onverdedigde skuldsake.

## NOTES

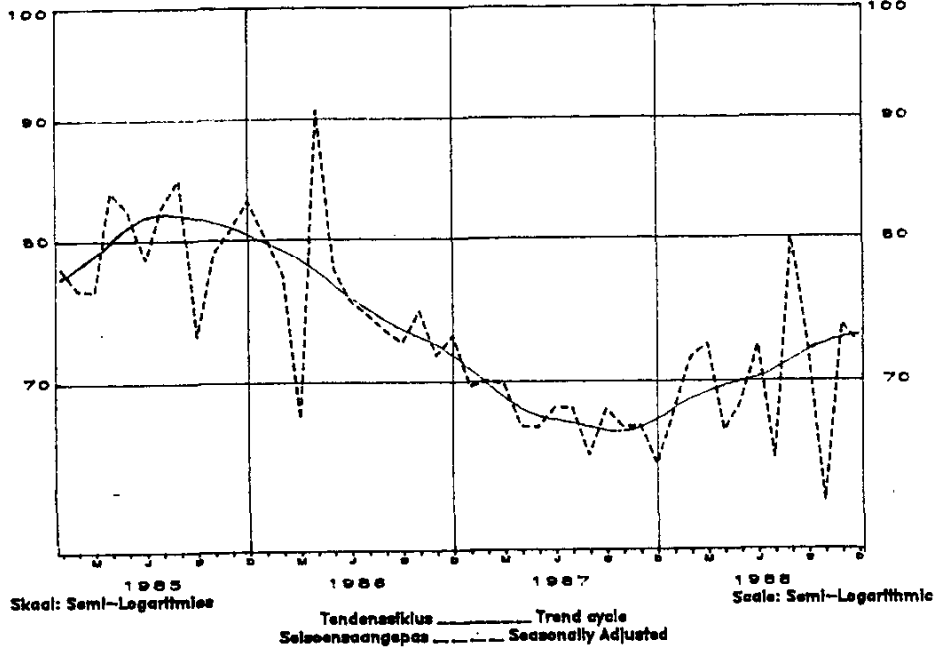
The particulars refer to all civil cases for debt recorded by Magistrate's Offices.

Except for cases recorded, all other information relates to debt cases only; i.e. claims for damages, ejectment orders and other non-debt cases are excluded.

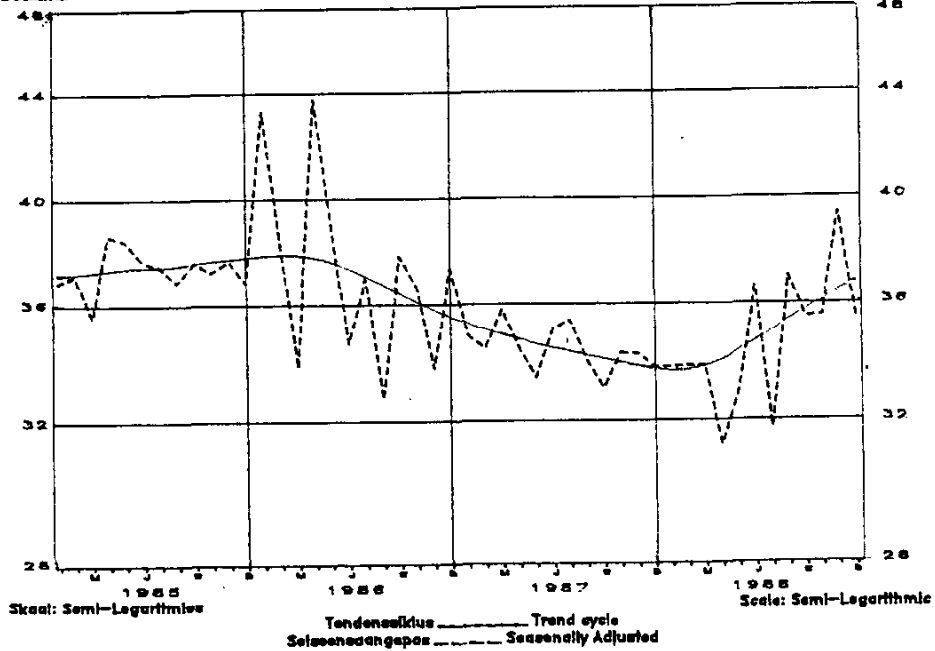
Default and consent judgements relate to judgements given in respect of undefended debt cases only.

  
 HOOF: SENTRALE STATISTIEKDIENS  
 HEAD: CENTRAL STATISTICAL SERVICE

**SIVILE DAGVAARDINGS UITGEREIK - GETAL DUISEND**      **CIVIL SUMMONSES ISSUED - NUMBER THOUSAND**



**SIVILE VONNISSE VIR SKULD - GETAL DUISEND**      **CIVIL JUDGEMENTS FOR DEBT - NUMBER THOUSAND**



TABEL 1 - GETAL SIVIELE SAKE AANGETEKEN EN DAG-  
VAARDINGS VIR SKULD UITGEREIK

TABEL 1 - NUMBER OF CIVIL CASES RECORDED AND SUM-  
MONSES FOR DEBT ISSUED

Item	Sake-ondernemings en private persone Business enterprises and private persons				Private persone Private persons				Item
	1988		1987		1988		1987		
	Desember December	November November	Desember December	November November	Desember December	November November	Desember December	November November	
	Getal - Number								
1. Sake aangcteken	933 662	61 919	85 055	49 208	1844 599	57 761	78 230	44 713	1. Cases recorded
1.1 Werklike syfers		86 312	80 630	68 155		79 650	73 333	62 799	1.1 Actual figures
1.2 Seisoensaangepas									1.2 Seasonally adjusted
2. Siviele dagvaardings vir skuld									2. Civil summonses for debt
2.1 Totaal	845 791	51 834	77 824	46 429	765 200	47 972	71 527	42 309	2.1 Total
2.1.1 Werklike syfers		72 481	73 818	63 428		66 092	67 028	58 037	2.1.1 Actual figures
2.1.2 Seisoensaangepas									2.1.2 Seasonally adjusted
2.2 Goedere verkoop	296 802	18 251	26 259	15 801	266 047	16 695	23 913	14 086	2.2 Goods sold
2.2.1 Ope rekening	18 457	903	1 304	1 184	17 379	850	1 224	1 124	2.2.1 Open account
2.2.2 Afbetalingsverkoop-transaksies									2.2.2 Instalment sale transactions
2.3 Dienste	154 821	9 422	13 586	9 645	148 175	9 227	13 155	9 265	2.3 Services
2.3.1 Professionele	126 052	8 817	14 393	6 128	109 897	7 786	12 993	5 397	2.3.1 Professional
2.3.2 Ander									2.3.2 Other
2.4 Huur	49 681	2 076	3 431	2 597	44 913	1 945	3 183	2 411	2.4 Rent
2.5 Geld geleen	54 253	3 421	5 595	2 884	49 802	3 283	5 322	2 706	2.5 Money lent
2.6 V/T-tjeks, krediet-kaarte en ander skuldhowyse	50 521	2 780	4 610	2 834	42 572	2 465	4 104	2 399	2.6 Promissory notes, bills, R/D cheques, credit cards and other acknowledgements of debt
2.7 Ander	95 204	6 164	8 646	5 356	86 415	5 721	7 633	4 921	2.7 Other

