




PRETORIA

Republiek van Suid-Afrika
Republic of South Africa

PRETORIA

24 MAART 1986

24 MARCH 1986



P.13.2

STATISTIEKE VAN SIVIELE SAKE VIR SKULD: DESEMBER 1985
STATISTICS OF CIVIL CASES FOR DEBT: DECEMBER 1985

1. OPSOMMING

Die getal siviele dagvaardings uitgereik gedurende 1985 het met 17,7% toegeneem vergeleke met 1984. Hierdie groot toename is veral te wyte aan skerp stygings in die getal dagvaardings uitgereik ten opsigte van huur (45,4%), geld geleen (33,5%) en V.T.-tjeks (23,7%).

Die getal siviele vonnisse vir die jaar 1985 het met 15,7% toegeneem vergeleke met 1984, terwyl die skuld betrokke by hierdie vonnisse met 89,1% toegeneem het. Hierdie uitermate hoe toename in skuld betrokke by siviele vonnisse is hoofsaaklik te wyte aan toenames van 112% en 153% ten opsigte van huur en geld geleen, onderskeidelik.

2. OPMERKINGS

Behalwe in geval van sake aangeteken, het alle ander inligting betrekking op skuld-sake, m.a.w. eise vir skadevergoeding, uitsettingsbevele en ander nie-skuldsake is uitgesluit.

Vonnisse by verstek en toestemming het slegs betrekking op onverdedigde skuld-sake.

1. SUMMARY

The number of civil summonses issued during 1985 increased by 17,7% compared to 1984. This substantial increase was mainly due to sharp increases in the number of summonses issued in respect of rent (45,4%) money lent (33,5%) and R.D. cheques (23,7%).

The number of civil judgements during the year 1985 increased by 15,7% compared to 1984, whereas the debt relating to these judgements increased by 89,1%. This exceedingly high increase was mainly due to the increases of 112% and 153% in respect of rent and money lent, respectively.

2. NOTES

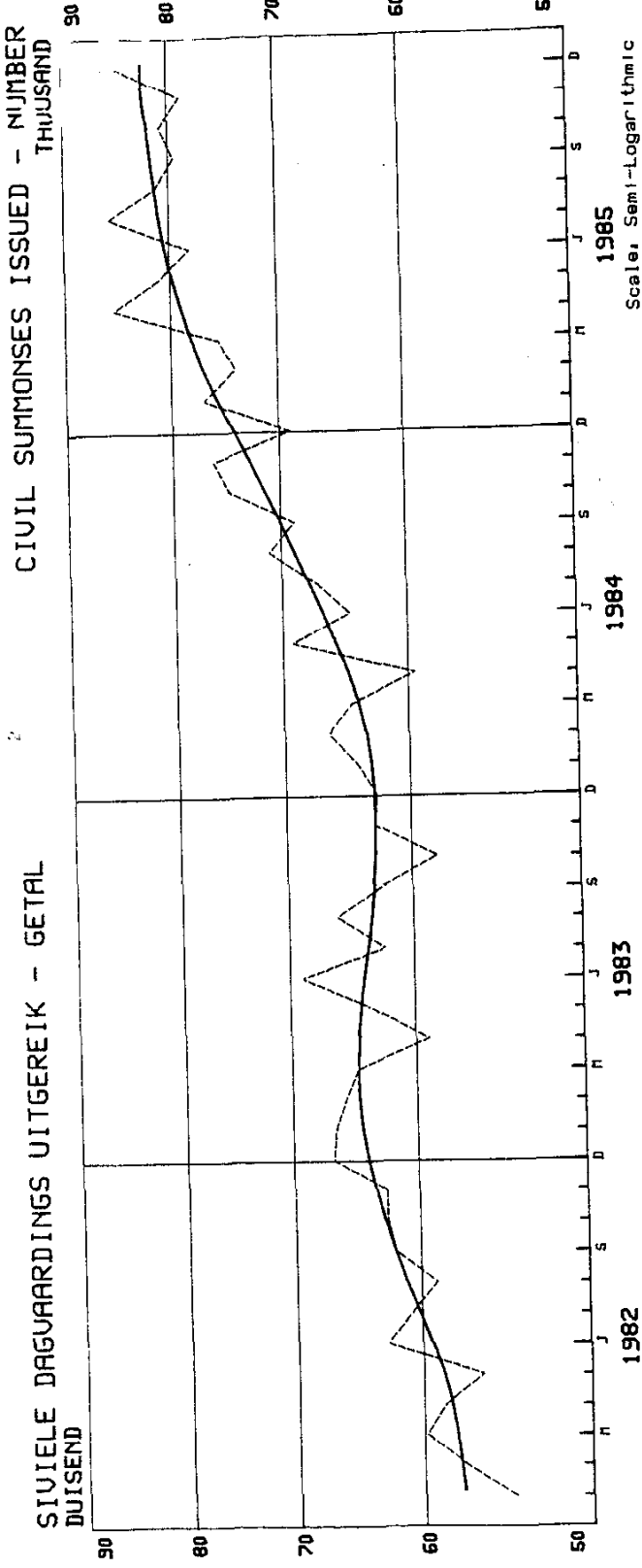
Except for cases recorded, all other information relates to debt cases only, i.e. claims for damages, ejectment orders and other non-debt cases are excluded.

Default and consent judgements relate to judgements given in respect of undefended debt cases only.

Tydperk Period	Getal dagvaardings vir skuld Number of summonses for debt	Getal siviele vonnisse vir skuld Number of civil judgements for debt	Persentasieverandering van: Percentage change of:	
			Dagvaardings vir skuld Summonses for debt	Siviele vonnisse vir skuld Civil judgements for debt
Werklike syfers: Actual figures:				
Okt./Oct. 1985 - Des./Dec. 1985	227 442	102 170	+9,9	+6,4
Okt./Oct. 1984 - Des./Dec. 1984	206 988	95 996		
Seisoensaangepaste syfers: Seasonally adjusted figures:				
Okt./Oct. 1985 - Des./Dec. 1985	244 781	108 739	-0,9	-4,5
Jul. 1985 - Sep./Sept. 1985	246 951	113 842		

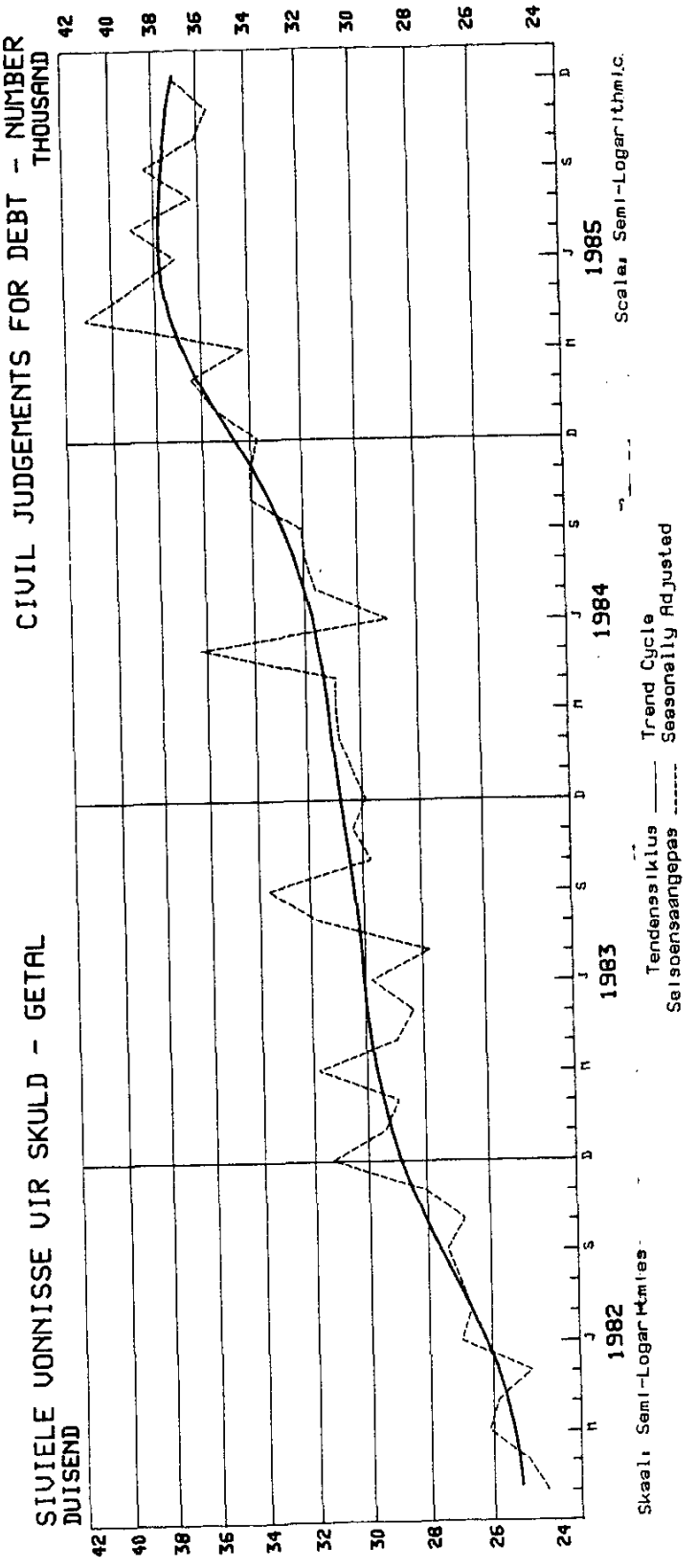
HOOF: SENTRALE STATISTIEKDIENS
CHIEF: CENTRAL STATISTICAL SERVICES

SIVIELE DAGVAARDINGS UITGEREIK - GETAL
DUISEND



CIVIL SUMMONSES ISSUED - NUMBER
THOUSAND

SIVIELE VONNISSE VIR SKULD - GETAL
DUISEND



CIVIL JUDGEMENTS FOR DEBT - NUMBER
THOUSAND

TABEL 1 - GETAL SIVIELE SAKKE AANGETEREN EN DAGVAARDINGS UITGEREIK

TABEL 1 - NUMBER OF CIVIL CASES RECORDED AND SUMMONSES ISSUED

Getal - Number

Item	Sake-ondernemings en private persone Business enterprises and private persons						Private persone Private persons						Item
	1985			1984			1985			1984			
	Desember December	November	Desember December	Desember December	November	Desember December	Desember December	November	Desember December	Desember December	November	Desember December	
1. Sake aangeteken	1 026 636	62 429	92 497	52 471	870 157	53 446	79 327	43 647*	1.1. Actual figures				
1.1. Werklike syfers		88 804	86 365	74 533*		76 134	73 451	62 087*	1.1.2. Seasonally adjusted				
1.2. Seisoensaangepas													
2. Siviele dagvaardings vir skuld									2. Civil summonses for debt				
2.1. Totaal	959 661	60 029	85 368	48 759	812 661	51 628	73 562	40 704*	2.1. Total				
2.1.1. Werklike syfers		85 268	78 680	69 162*		73 440	67 364	57 820*	2.1.1. Actual figures				
2.1.2. Seisoensaangepas									2.1.2. Seasonally adjusted				
2.2. Goedere verkoop	351 600	20 362	31 441	17 796	293 674	16 977	26 572	14 675*	2.2. Goods sold				
2.2.1. Ope rekening									2.2.1. Open account				
2.2.2. Afbetalingsverkoop-transaksies	49 599	2 931	4 282	2 506	42 874	2 634	3 699	2 129*	2.2.2. Instalment sale transactions				
2.3. Dienste	157 604	8 660	14 625	7 346	147 050	8 048	13 760	6 752*	2.3. Services				
2.3.1. Professionele									2.3.1. Professional				
2.3.2. Ander	118 061	8 894	11 457	6 690	96 255	7 547	9 794	5 374*	2.3.2. Other				
2.4. Huur	49 649	4 151	4 751	2 061	41 832	3 734	4 169	1 633*	2.4. Rent				
2.5. Geld geleen	57 191	3 558	5 050	3 214	47 959	2 953	4 331	2 719*	2.5. Money lent				
2.6. Promesses, V.T.-tjeks, ens.	67 380	3 752	5 450	2 989	52 706	3 064	4 284	2 249*	2.6. Promissory notes, R.D. cheques, etc.				
2.7. Ander	108 577	7 721	8 312	6 157	90 311	6 671	6 953	5 173*	2.7. Other				

* Hersien - Revised

TABLE 2 - CIVIL DEFAULT AND CONSENT JUDGEMENTS

TABLE 2 - SIVILE VONNISSE BY VERSTEK EN TOESTEMMING

Item	Sake-ondernemings en private persone Business enterprises and private persons				Private persone Private persons				Item
	1985		1984		1985		1984		
	December	November	December	December	December	November	December	December	
	Getal - Number								
1. Vonnisse - Totaal	445 336	27 893	38 213	25 375	398 684	24 993	34 390	22 915	1. Judgements - Total
1.1 Werklike syfers	37 092	35 547	33 699*			32 929	32 020	30 151*	1.1 Actual figures
1.2 Seisoensaangepas									1.2 Seasonally adjusted
2. Goedere verkoop	183 846	11 135	15 636	10 707	163 046	9 804	13 820	9 609	2. Goods sold
2.1 Ope rekening									2.1 Open account
2.2 Afbetalingsverkoop-transaksies	14 140	942	1 313	970	13 435	909	1 248	929	2.2 Instalment sale transactions
3. Dienste	71 310	4 311	6 125	4 464	69 573	4 220	6 013	4 390	3. Services
3.1 Professionele	49 092	2 965	4 098	2 780	41 412	2 468	3 472	2 371	3.1 Professional
3.2 Ander	20 037	1 771	2 322	816	18 314	1 670	2 188	729	3.2 Other
4. Huur	32 533	2 334	2 875	1 662	31 156	2 243	2 737	1 609	4. Rent
5. Geld geleen	38 571	2 371	3 288	2 026	31 170	1 904	2 719	1 674	5. Money lent
6. Promesses, V.T.-tjeks, ens.	35 807	2 064	2 556	1 950	30 578	1 775	2 193	1 604	6. Promissory notes, R.D. cheques, etc.
7. Ander									7. Other
	RI 000								
1. Vonnisse - Totaal	676 686	48 307	60 363	28 829	574 879	40 488	51 334	24 661	1. Judgements - Total
2. Goedere verkoop	123 458	7 387	11 910	5 872	89 699	5 196	8 821	4 291	2. Goods sold
2.1 Ope rekening									2.1 Open account
2.2 Afbetalingsverkoop-transaksies	69 064	4 410	7 210	3 204	64 563	4 080	6 684	3 059	2.2 Instalment sale transactions
3. Dienste	18 085	1 227	1 533	1 049	16 697	1 158	1 404	978	3. Services
3.1 Professionele	35 495	3 145	2 879	1 588	27 596	2 367	2 297	1 184	3.1 Professional
3.2 Ander	23 851	2 169	2 707	1 237	18 797	1 906	2 232	1 077	3.2 Other
4. Huur	180 528	17 612	17 026	6 169	168 431	15 862	16 366	5 962	4. Rent
5. Geld geleen	100 746	6 417	9 485	4 762	83 623	5 306	7 224	4 187	5. Money lent
6. Promesses, V.T.-tjeks, ens.	125 459	5 940	7 615	4 950	105 473	4 614	6 306	3 923	6. Promissory notes, R.D. cheques, etc.
7. Ander									7. Other

* Hersien - Revised