

DIE BIBLIOTEK / THE LIBRARY  
 SENTRALE STATISTIEKDIENS  
 CENTRAL STATISTICAL SERVICE  
 PRIVATE SAK / PRIVATE BAG X 44  
 0001 PRETORIA




REPUBLIEK VAN SUID-AFRIKA  
 REPUBLIC OF SOUTH AFRICA

**Statistieke van siviele sake  
 vir skuld**

**Augustus 1995**

**Statistics of civil cases  
 for debt**

**August 1995**



**SENTRALE  
 STATISTIEKDIENS  
 CENTRAL  
 STATISTICAL SERVICE**

**Statistiese vrystelling P0041  
 Statistical release**

Om 'n suksesvolle statistiese stelsel in die RSA te bedryf, is die samewerking tussen die Sentrale Statistiekdiens en die inwoners van die RSA, die private sektor en die overheidsinstellings onontbeerlik. Sonder hierdie volgehoue samewerking en welwillendheid sal die tydige beskikbaarstelling van relevante en betroubare amptelike statistieke nie moontlik wees nie.

Co-operation between the Central Statistical Service and the residents of the RSA, the private sector and the government institutions is essential for a successful statistical system in the RSA. Without this continued co-operation and goodwill, the timely release of relevant and reliable official statistics will not be possible.

**Embargo: 08:00  
 Datum/Date: 30 Oktober/October 1995**

Uitgegee deur die Sentrale Statistiekdiens  
Private Sak X44  
PRETORIA  
0001  
Tel. (012) 310-8911

Published by the Central Statistical Service  
Private Bag X44  
PRETORIA  
0001  
Tel. (012) 310-8911

Die SSD het kopiereg op hierdie inligting. U mag dit egter toepas soos u wil, op voorwaarde dat u die SSD erken as die bron van die basiese data in alle gevalle waar u die data verwerk, aanwend, gebruik, publiseer of versprei; en ook dat u spesifiseer dat die betrokke aanwending en ontleding (waar van toepassing) die gevolg is van u eie verwerking van die data.

The CSS has copyright on this information. You are, however, free to apply it as you wish provided that you acknowledge the CSS as the source of the basic data wherever you process, apply, utilise, publish or distribute the data; and also that you specify that the relevant application and analyses (where applicable) result from your own processing of the data.

*SSD-biblioteek Katalogisering-in-Publikasie(KIP) Data*  
*CSS Library Cataloguing-in-Publication (CIP) Data*

Statistieke van siviele sake vir skuld / Sentrale Statistiekdiens = Statistics of civil cases for debt / Central Statistical Service. - 1987-  
Pretoria: Central Statistical Service, 1987-  
p. ; 30 cm. (Statistiese vrystelling = Statistical release; P0041)  
Series formerly available as: Statistiese nuusberig = Statistical news release; P0041 and P13.2  
Monthly  
1. Debts, public. I. South Africa. Central Statistical Service. II. Suid-Afrika. Sentrale Statistiekdiens. III. Title. IV. Series  
(LCSH 11)

'n Volledige stel SSD-publikasies is beskikbaar by die **SSD-biblioteek** en die volgende biblioteke:

Staatsbiblioteek, Pretoria  
Parlementsbiblioteek, Kaapstad  
Suid-Afrikaanse Biblioteek, Kaapstad  
Bloemfontein Openbare Biblioteek  
Natal Society Library, Pietermaritzburg  
Johannesburg Openbare Biblioteek

A complete set of CSS publications is available at the **CSS Library** and the following libraries:

State Library, Pretoria  
Library of Parliament, Cape Town  
South African Library, Cape Town  
Bloemfontein Public Library  
Natal Society Library, Pietermaritzburg  
Johannesburg Public Library

## MEER SIVIELE DAGVAARDINGS VIR AUGUSTUS 1995

Die totale getal siviele dagvaardings vir skuld toon 'n toename van 13,6% vir Augustus 1995 na seisoens-aanpassing vergeleke met Julie 1995. Siviele vonnisse vir skuld by verstek en toestemming het met 5,2% gestyg.

'n Totaal van 105 350 dagvaardings vir skuld is gedurende Augustus 1995 uitgereik - 12 980 meer as in die vorige maand. Van die totale getal dagvaardings was 27,5% ten opsigte van goedere verkoop en 36,3% ten opsigte van dienste gelewer. Die grootste toenames in die getal gevalle is deur die landdroskantore van Durban (1 328), Johannesburg (1 844) en die Oos-Rand (1 310) gerapporteer.

Daar is 49 926 vonnisse aangeteken vir skuld in Augustus 1995 waarby 'n totale bedrag van R261,7 miljoen betrokke was. Hiervan was 36,5% ten opsigte van geld geleen, terwyl 11,5% ten opsigte van goedere verkoop op ope rekening en 11,1% ten opsigte van promesses, wissels, V/T-tjeks, kredietkaarte en ander skuldbewyse was.

## MORE CIVIL SUMMONSES FOR AUGUST 1995

The total number of civil summonses for debt shows an increase of 13,6% after seasonal adjustment in August 1995 compared with July 1995. Civil default and consent judgements for debt increased by 5,2%.

A total of 105 350 summonses for debt were issued during August 1995 - 12 980 more than in the previous month. Of the total number of summonses, 27,5% were in respect of goods sold and 36,3% in respect of services rendered. The largest increases in the number of cases were reported by the magisterial offices of Durban (1 328), Johannesburg (1 844) and East Rand (1 310).

There were 49 926 judgements for debt recorded in August 1995, which involved a total amount of R261,7 million. Of these, 36,5% were in respect of money lent, while 11,5% were in respect of goods sold on open account and 11,1% in respect of promissory notes, bills, R/D cheques, credit cards and other acknowledgements of debt.

PP  
HOOF: SENTRALE STATISTIEKDIENS  
HEAD: CENTRAL STATISTICAL SERVICE

NAVRAE:		ENQUIRIES:	
Tel. (012) 310-8095/310-8040 (012) 310-8351/310-8390 (012) 310-8034 (tegniese navrae)		Tel. (012) 310-8095/310-8040 (012) 310-8351/310-8390 (012) 310-8034 (technical enquiries)	
Private Sak X44, Pretoria, 0001		Private Bag X44, Pretoria, 0001	
Faks: 310-8500 310-8501		Fax: 310-8500 310-8501	
BLOEMFONTEIN (051) 47-7767	KEMPTON PARK (011) 394-3420/1	NELSPRUIT (01311) 52455/6	
DURBAN (031) 305-3904	KIMBERLEY (0531) 33965	PIETERSBURG (0152) 295-7521	
KAAPSTAD/CAPE TOWN (021) 23-1040	KLERKSDORP (018) 462-4008	PORT ELIZABETH (041) 52-3801/2	
BISHO (0401) 99-2457	UMTATA (0471) 305-2038		

**OPMERKINGS**

Die gegewens het betrekking op alle siviele sake vir skuld deur Landdroskantore aangeteken.

Behalwe in geval van sake aangeteken, het alle ander inligting betrekking op skuldsake; m.a.w. eise vir skadevergoeding, uitsettingsbevele en ander nie-skuldsake is uitgesluit.

Vonnisse by verstek en toestemming het slegs betrekking op onverdedigde skuldsake.

**VERGELYKBAARHEID**

Die jurisdiksiekerf van siviele sake wat deur landdroskantore hanteer is (R20 000 vir likiede bates en R50 000 vir nie-likiede bates) is verhoog tot R100 000 vanaf 1 Mei 1995. 'n Vergelyking met die vorige maande moet dus met omsigtigheid hanteer word.

**HOWE VIR KLEIN EISE**

Statistieke ten opsigte van howe vir klein eise word jaarliks verstrek.

**NOTES**

The particulars refer to all civil cases for debt recorded by Magistrate's Offices.

Except for cases recorded, all other information relates to debt cases only; i.e. claims for damages, ejectment orders and other non-debt cases are excluded.

Default and consent judgements relate to judgements given in respect of undefended debt cases only.

**COMPARABILITY**

The jurisdiction limit for civil cases handled by magistrate offices (R20 000 for liquid assets and R50 000 for non liquid assets) was increased to R100 000 as from 1 May 1995. A comparison with the previous months must thus be handled with circumspection.

**SMALL CLAIMS COURTS**

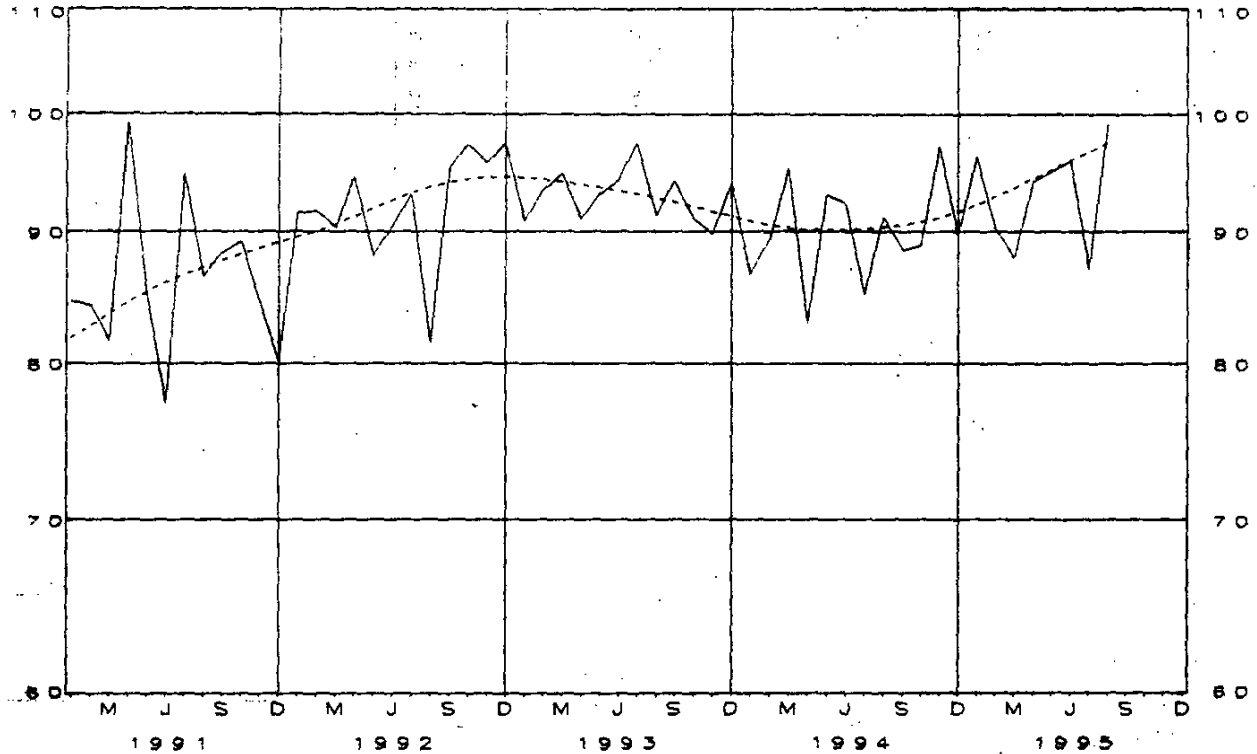
Statistics in respect of small claims courts are furnished annually.

SIVIELE DAGVAARDINGS UITGEREIK - GETAL

CIVIL SUMMONSES ISSUED - NUMBER

Duisend

Thousand



Skaal: Semi-Logaritmies

Scale: Semi-Logarithmic

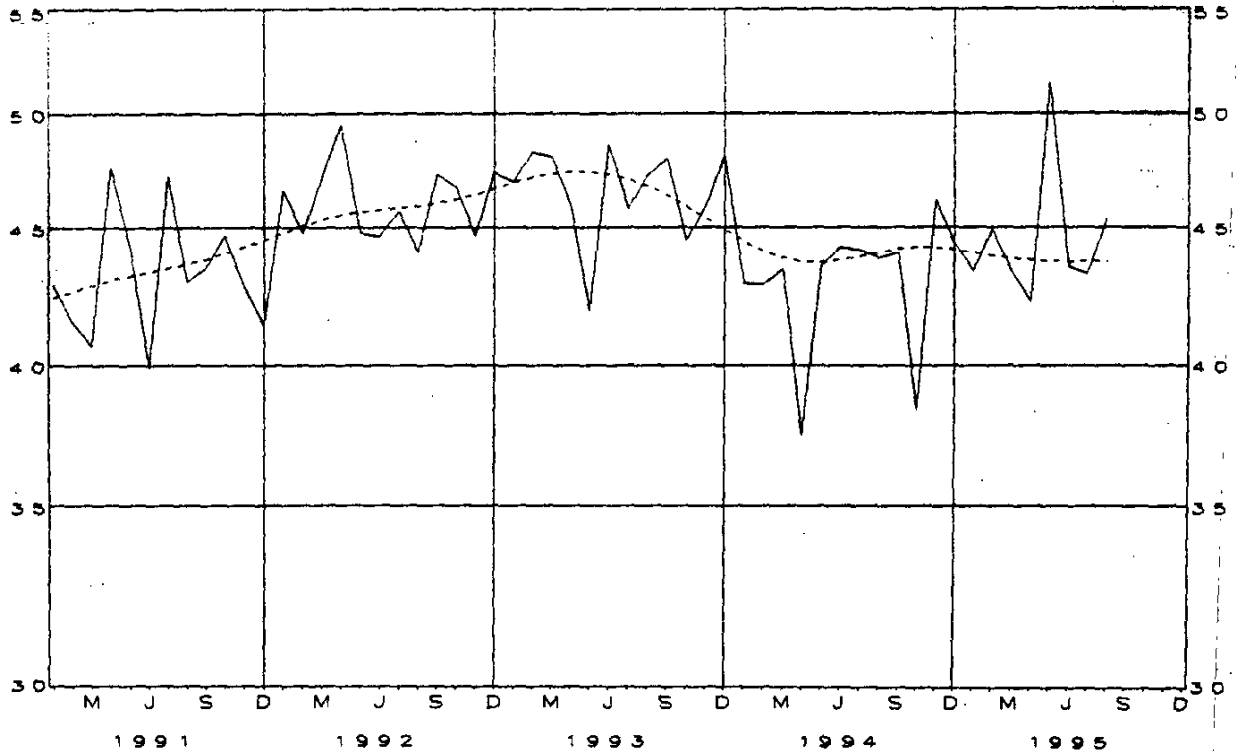
Seasonally adjusted \_\_\_\_\_ Seisoensaangepas  
Trend cycle - - - - - Tendenssiklus

SIVIELE VONNISSE VIR SKULD - GETAL

CIVIL JUDGEMENTS FOR DEBT - NUMBER

Duisend

Thousand



Skaal: Semi-Logaritmies

Scale: Semi-Logarithmic

Seasonally adjusted \_\_\_\_\_ Seisoensaangepas  
Trend cycle - - - - - Tendenssiklus

TABEL 1 - GETAL SIVIELE SAKE AANGETEKEN EN DAG-  
VAARDINGS VIR SKULD UITGEREIK

TABLE 1 - NUMBER OF CIVIL CASES RECORDED AND SUM-  
MONSES FOR DEBT ISSUED

Item	Sake-ondernemings en private persone Business enterprises and private persons		Private persone Private persons		Getal - Number	
	1994	1995	1994	1995	1994	1995
1. Sake aangeteken/Cases recorded	1 126 917	109 228	101 290	1 007 944	98 043	85 933
1.1 Werklike syfers/Actual figures	102 363	95 377	94 921	91 432	91 432	80 916
1.2 Seisoensaangepas/Seasonally adjusted						
2. Siviele dagvaardings vir skuld/ Civil summonses for debt	1 085 588	105 350	97 003	972 613	94 838	83 572
2.1 Totaal/Total	99 105	87 218	91 270	88 853	78 473	82 685
2.1.1 Werklike syfers/Actual figures						
2.1.2 Seisoensaangepas/Seasonally adjusted						
2.2 Goedere verkoop/Goods sold	279 491	26 625	24 854	250 828	23 946	21 554
2.2.1 Ope rekening/Open account	29 129	2 333	2 603	26 650	2 145	1 810
2.2.2 Afbetalingsverkooptransaksies/ Instalment sale transactions						
2.3 Dienste/Services	180 835	17 311	15 636	173 038	16 658	14 355
2.3.1 Professionele/Professional	232 269	20 967	19 229	196 882	18 339	13 821
2.3.2 Ander/Other						
2.4 Huur/Rent	40 540	4 970	3 740	33 656	3 417	3 648
2.5 Geld geleen/Money lent	118 828	13 530	10 842	111 613	12 901	11 577
2.6 Promesses, wissels, V/T-tjeks, kredietkaarte en ander skuldbewyse/promissory notes, bills, R/D cheques, credit cards and other acknowledgements of debt	77 157	8 432	7 695	69 001	7 617	6 602
2.7 Ander/Other	127 339	11 182	12 404	110 945	9 815	10 205

TABLE 2 - SAKE AMBETEKEN IN UITGESOEKTE LANDROSKANTORE

Getaal - Number

Jaar of maand / Year or month	Kaapse Skiereiland Cape Peninsula	Port Elizabeth	Oos-Londen East London	Kimberley	Pietermaritzburg	Durban	Johannesburg	Oos-/East Rand	Wes-/West Rand	Pretoria	Vereeniging en/and Vanderbijlpark	Bloemfontein
1993	178 084	38 104	16 729	8 412	31 066	90 319	132 951	66 520	29 276	92 397	16 389	24 710
1994	159 827	40 173	16 363	8 215	31 228	90 646	130 635	57 110	29 569	94 627	18 864	21 885
1994 - J	9 052	3 482	1 891	345	2 093	5 520	7 722	3 980	2 463	6 497	1 281	1 687
F	11 430	3 682	1 404	677	2 315	7 074	12 055	5 318	2 574	8 003	1 883	1 495
M	14 664	5 027	1 678	827	3 046	9 569	11 977	6 301	3 073	9 945	1 378	2 277
A	13 724	2 230	1 214	489	2 060	6 620	6 389	3 740	2 067	5 565	1 150	1 285
M	14 007	3 172	1 226	661	2 642	9 065	10 246	5 230	2 600	8 351	1 663	1 499
J	18 148	3 349	1 481	1 015	2 599	9 386	14 305	5 063	2 520	6 343	1 303	1 844
J	12 438	2 982	1 734	1 133	3 180	6 970	11 403	5 206	2 341	8 497	1 283	1 773
A	15 654	3 234	1 475	671	2 796	7 702	10 034	4 461	3 075	9 814	2 067	1 862
S	13 866	2 957	1 047	801	2 971	7 243	10 040	4 433	2 563	4 660	2 266	2 443
O	14 882	2 865	1 068	639	2 812	7 903	11 531	4 993	2 183	6 809	1 406	1 788
N	13 467	4 346	1 310	594	2 825	7 524	17 659	5 173	2 452	11 206	2 114	1 847
D	8 495	2 847	835	363	1 889	6 070	7 274	3 212	1 658	8 937	1 070	2 085
1995 - J	10 246	3 617	1 265	582	2 646	6 778	12 384	4 119	2 453	9 609	990	1 488
F	15 202	3 209	1 329	510	2 803	8 377	8 179	4 895	2 146	6 988	1 819	1 986
M	14 671	4 452	1 247	836	2 711	8 474	12 938	6 350	2 007	5 197	1 715	3 261
A	13 146	2 537	1 063	537	2 120	7 172	7 567	3 830	2 407	8 437	956	3 276
M	15 555	4 512	1 417	1 248	2 728	8 500	12 110	5 390	2 559	11 899	1 273	1 940
J	17 078	3 525	1 344	2 928	2 737	8 352	13 560	5 898	2 545	8 283	1 764	1 825
J	14 713	3 809	1 107	948	2 577	7 122	9 731	5 958	2 482	7 473	1 237	1 620
A	15 393	4 593	1 507	672	2 972	8 450	11 575	7 268	2 877	8 261	1 571	1 792

TABLE 2 - SAKE AMBETEKEN IN UITGESOEKTE LANDROSKANTORE

TABLE 3 - SIVIELE VONNISSE VIR SKULD BY VERSTEK EN TOESTEMMING

TABLE 3 - CIVIL DEFAULT AND CONSENT JUDGEMENTS FOR DEBT

Item	1994		1995		1994		1995		1994		1995	
	Aug.	Jul.	Aug.	Jul.	Aug.	Jul.	Aug.	Jul.	Aug.	Jul.	Aug.	
<b>Vonnisse/Judgements</b>	<b>Total - Number</b>											
1.1 Totaal/Total	516 878	49 926	45 776	47 949	470 143	46 149	42 433	43 653	46 149	42 433	43 653	39 874
1.1.1 Werklike syfers/Actual figures	45 535	12 848	13 684	13 684	129 718	11 748	11 187	12 500	11 748	11 187	12 500	789
1.1.2 Seleensaangepas/Seasonally adjusted	8 461	744	786	833	7 919	700	758	789	700	758	789	
1.2 Goedere verkoop/Goods sold	91 241	8 619	7 641	8 714	89 232	8 463	7 501	8 477	8 463	7 501	8 477	
1.2.1 Ope rekening/Open account	85 441	9 400	8 351	7 326	75 515	8 656	7 754	6 352	8 656	7 754	6 352	
1.2.2 Afbetalingsverkooptransaksies/Instalment sale transactions	22 302	2 919	2 775	2 266	18 714	2 447	2 268	1 931	2 447	2 268	1 931	
1.3 Dienste/Services	56 352	5 082	5 122	5 122	54 647	4 942	4 039	4 970	4 942	4 039	4 970	
1.3.1 Professionele/Professional	42 826	3 907	3 567	3 855	38 442	3 583	3 273	3 429	3 583	3 273	3 429	
1.3.2 Ander/Other												
1.4 Huur/Rent	67 723	6 407	6 470	6 149	55 956	5 610	5 653	5 205	5 610	5 653	5 205	
1.5 Geld geleen/Money lent												
1.5.1 Promesses, wissels, V/T-tjeks, kredietkaarte en ander skuldbewyse/Promissory notes, bills, R/D cheques, credit cards and other acknowledgements												
1.5.2 Ander/Other												
<b>Vonnisse/Judgements</b>	<b>R1 000</b>											
1.1 Totaal/Total	2 700 644	261 666	289 907	243 668	2 146 873	208 988	221 254	207 568	208 988	221 254	207 568	
1.2 Goedere verkoop/Goods sold	248 082	30 136	25 503	23 778	176 406	20 478	17 519	16 917	20 478	17 519	16 917	
1.2.1 Ope rekening/Open account	105 147	11 394	11 560	9 488	92 309	9 763	10 995	8 568	9 763	10 995	8 568	
1.2.2 Afbetalingsverkooptransaksies/Instalment sale transactions												
1.3 Dienste/Services	81 548	8 574	7 310	8 054	75 677	7 847	6 867	7 042	7 847	6 867	7 042	
1.3.1 Professionele/Professional	154 973	21 759	19 104	13 985	114 285	17 329	14 466	9 684	17 329	14 466	9 684	
1.3.2 Ander/Other												
1.4 Huur/Rent	106 074	12 508	12 612	10 090	78 382	9 086	10 272	7 482	9 086	10 272	7 482	
1.5 Geld geleen/Money lent	1 018 230	95 387	105 878	85 730	952 501	85 051	96 631	81 918	85 051	96 631	81 918	
1.5.1 Promesses, wissels, V/T-tjeks, kredietkaarte en ander skuldbewyse/Promissory notes, bills, R/D cheques, credit cards and other acknowledgements	312 252	28 927	23 678	26 923	269 858	23 176	21 065	23 629	23 176	21 065	23 629	
1.5.2 Ander/Other												
1.7 Ander/Other	674 338	52 981	84 262	65 620	387 455	36 258	43 439	52 330	36 258	43 439	52 330	