




REPUBLIEK VAN SUID-AFRIKA
REPUBLIC OF SOUTH AFRICA



P0041

SENTRALE STATISTIEKDIENS CENTRAL STATISTICAL SERVICE

Steynsarkade
Steyn's Arcade
Schoemanstraat 274
274 Schoeman Street
Privaatsak X44
Private Bag
PRETORIA
0001
Tel.: 325-2400 (012)
(m.i.v./w.e.f. 1988: 322-8622)
Teleks: 320450, 320523
Telex: 322418, 320173
Fax: 267150
(m.i.v./w.e.f. 1988: 3226325)

STATISTIESE NUUSBERIG

STATISTICAL NEWS RELEASE

P0041



STREEKKANTORE REGIONAL OFFICES

DURBAN
Tel.: 305-3904

KAAPSTAD
CAPE TOWN
Tel.: 46-2098
46-6940 (021)

PORT ELIZABETH
Tel.: 52-3801/2 (041)

NELSPRUIT
Tel.: 5-2455/6 (01311)

KIMBERLEY
Tel.: 3-3965/6 (0531)

KEMPTON PARK
Tel.: 394-3420/1 (011)

PIETERSBURG
Tel.: 7-1609 (01521)

**STATISTIEKE VAN SIVIELE SAKE VIR SKULD:
APRIL 1988**

**STATISTICS OF CIVIL CASES FOR DEBT:
APRIL 1988**

20 JUNIE/JUNE 1988

OPSOMMING

Die getal dagvaardings vir skuld vir die jongste drie maande tot April 1988 toon 'n seisoensaangepaste toename van 6,9% vergeleke met die voorafgaande drie maande, en 'n toename van 2,1% vergeleke met die ooreenstemmende drie maande van die vorige jaar.

Die getal siviele vonnisse vir skuld vir die jongste drie maande tot April 1988 toon 'n seisoensaangepaste afname van 3,6% vergeleke met die voorafgaande drie maande, en 'n afname van 5,4% vergeleke met die ooreenstemmende drie maande van die vorige jaar.

SUMMARY

The number of summonses for debt for the last three months up to April 1988 shows a seasonally adjusted increase of 6,9% compared with the previous three months, and an increase of 2,1% compared with the corresponding three months of the previous year.

The number of civil judgements for debt for the last three months up to April 1988 shows a seasonally adjusted decrease of 3,6% compared with the previous three months, and a decrease of 5,4% compared with the corresponding three months of the previous year.

Tydperk Period	Getal Number		Persentasieverandering Percentage change	
	Dagvaardings vir skuld Summonses for debt	Siviele vonnisse vir skuld Civil judgements for debt	Dagvaardings vir skuld Summonses for debt	Siviele vonnisse vir skuld Civil judgements for debt
Werklike syfers: Actual figures:				
Feb. 1988 - Apr. 1988	219 213	100 295	+ 2,1	- 5,4
Feb. 1987 - Apr. 1987	214 717	105 998		
Seisoensaangepaste syfers: Seasonally adjusted figures:				
Feb. 1988 - Apr. 1988	209 764	97 462	+ 6,9	- 3,6
Nov. 1987 - Jan. 1988	196 304	101 124		

OPMERKINGS

Die gegewens het betrekking op alle siviele sake vir skuld deur Landdroeskantore aangeteken.

Ten behalwe in geval van sake aangeteken, het alle ander inligting betrekking op skuldsake; m.a.w. eis vir skadevergoeding, uitsettingsbevele en ander nie-skuldsake is uitgesluit.

Vonnisse by verstek en toestemming het slegs betrekking op onverdedigde skuldsake.

NOTES

The particulars refer to all civil cases for debt recorded by Magistrate's Offices.

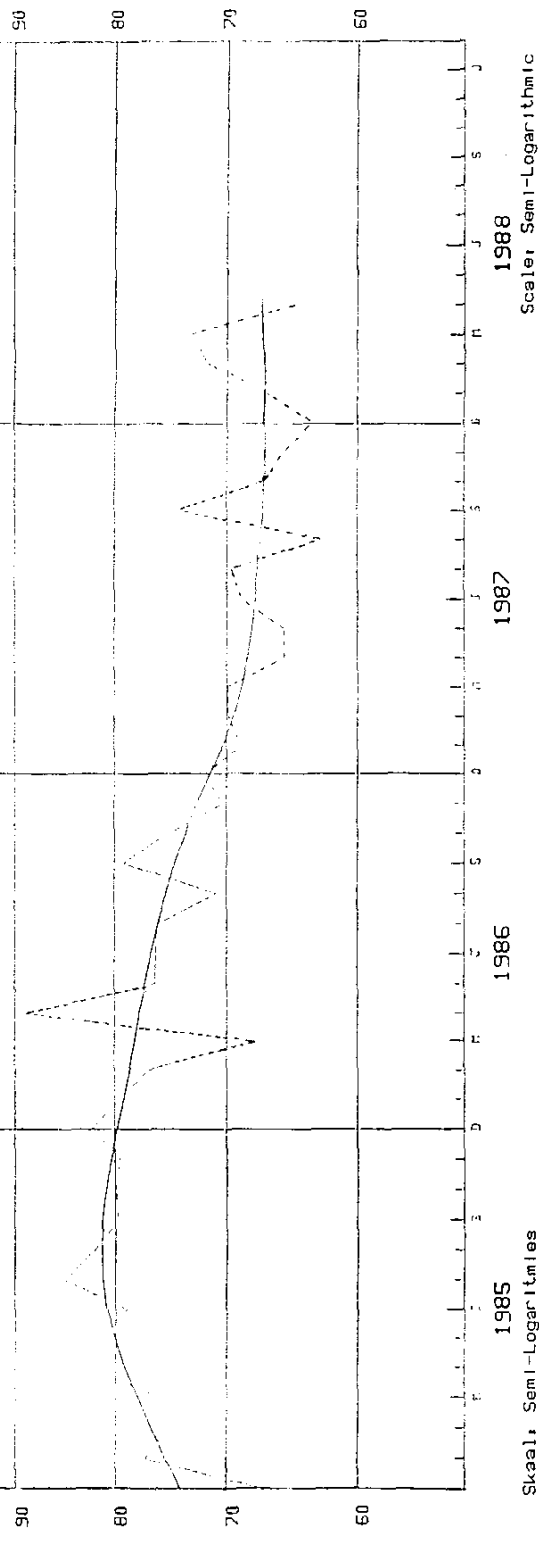
Except for cases recorded, all other information relates to debt cases only; i.e. claims for damages, ejectment orders and other non-debt cases are excluded.

Default and consent judgements relate to judgements given in respect of undefended debt cases only.

K. P. van Zinderen
 HOOF: SENTRALE STATISTIEKDIENS
 HEAD: CENTRAL STATISTICAL SERVICE

SIVIELE DAGVAARDINGS UITGEREIK - GETAL
DUISEND

CIVIL SUMMONSES ISSUED - NUMBER
THOUSAND



SIVIELE VONNISSE VIR SKULD - GETAL
DUISEND

CIVIL JUDGEMENTS FOR DEBT - NUMBER
THOUSAND

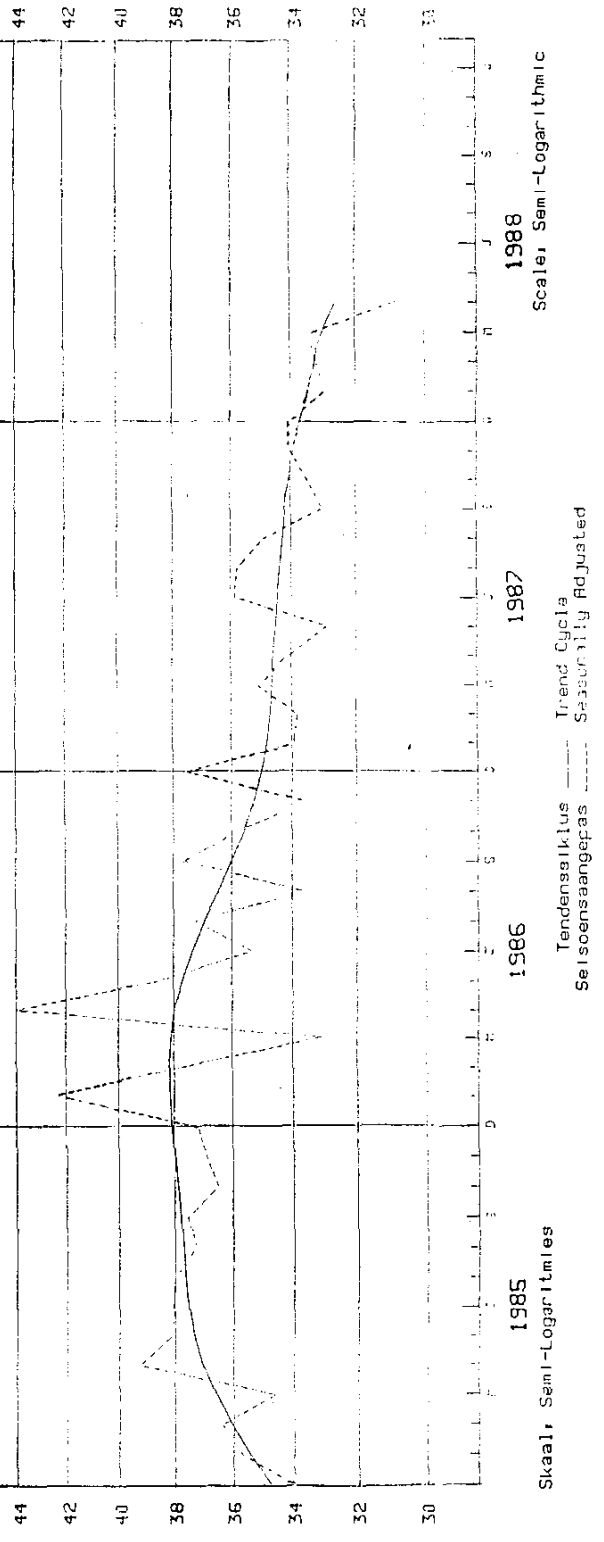


TABLE 1 - GEMAL SIVIELE SAKE AANGETEKEN EN DAG-
VAAKTINGS VIR SKULD UITGEREIK

Item	Getal - Number								Item
	Sake-ondernemings en private persone Business enterprises and private persons				Private persone Private persons				
	1987		1988		1987		1988		
	April	Maart*	April	April	Maart*	April	April		
1. Sake aangeteken 1.1 Werklike syfers 1.2 Seisoensaangepas	871 626	66 422	87 793	67 281	784 900	59 007	76 674	59 167	1.1 Cases recorded Actual figures
		70 214	77 011	71 197		62 375	66 731	62 611	1.2 Seasonally adjusted
2. Siviele dagvaardings vir skuld									2. Civil summonses for debt
2.1 Totaal	812 812	61 407	82 600	62 145	730 576	54 677	73 863	54 309	2.1 Total
2.1.1 Werklike syfers		64 707	73 227	65 554		58 044	65 539	57 653	2.1.1 Actual figures
2.1.2 Seisoensaangepas									2.1.2 Seasonally adjusted
2.2 Goedere verkoop	292 579	20 989	29 183	23 059	260 166	18 498	25 970	20 211	2.2 Goods sold
2.2.1 Ope rekening									2.2.1 Open account
2.2.2 Afbetalingsverkoop- transaksies	21 003	1 743	2 163	1 717	19 642	1 469	1 907	1 612	2.2.2 Instalment sale transactions
2.3 Dienste	151 506	11 187	14 029	10 773	144 689	10 645	13 246	10 045	2.3 Services
2.3.1 Professionele	119 388	7 961	11 395	8 597	101 088	6 897	9 842	6 846	2.3.1 Professional
2.3.2 Ander									2.3.2 Other
2.4 Huur	43 010	4 372	5 004	2 984	39 465	3 912	4 349	2 538	2.4 Rent
2.5 Geld geleen	49 689	3 440	5 507	4 352	46 229	3 079	4 968	3 971	2.5 Money lent
2.6 Promesses, V.T.- tjeks, ens.	58 949	3 876	5 050	4 885	49 733	3 161	4 254	3 958	2.6 Promissory notes, R.D. cheques, etc.
2.7 Ander	76 688	7 839	10 269	5 778	69 564	7 016	9 327	5 128	2.7 Other

* Hersien.

* Revised

SENTRALE STATISTIEKDIENS
CENTRAL STATISTICAL SERVICES

1988-06-21

BIBLIOTEK/LIBRARY
PRETORIA 0001

TABLE 2 - CIVIL DEFAULT AND CONSENT JUDGEMENTS FOR DEBT

Item	Sake-ondernemings en private persone Business enterprises and private persons				Private persone Private persons				Item
	1987		1988		1987		1988		
	April	Maart* March	April	Maart* March	April	Maart* March	April	Maart* March	
Cetal - Number									
1. Vonnisse	411 704	29 732	37 096	32 899	374 953	27 628	34 063	29 788	1.1. Total
1.1. Totaal		30 778	33 450	34 163		28 690	30 660	31 029	1.1.1 Actual figures
1.1.1 Werklike syfers									1.1.2 Seasonally adjusted
1.1.2 Seisoensaangepas									
1.2 Goedere verkoop	162 584	12 017	14 374	12 818	147 762	11 101	13 163	11 563	1.2 Goods sold
1.2.1 Ope rekening									1.2.1 Open account
1.2.2 Afbetalingsverkoop-transaksies	10 004	546	823	881	9 434	529	803	838	1.2.2 Instalment sale transactions
1.3 Dienste	68 684	5 388	6 015	5 494	67 185	5 324	5 906	5 350	1.3 Services
1.3.1 Professionele	49 977	3 625	5 105	4 107	43 328	3 292	4 494	3 595	1.3.1 Professional
1.3.2 Ander									1.3.2 Other
1.4 Huur	20 690	1 254	1 706	1 900	18 988	1 168	1 578	1 745	1.4 Rent
1.5 Geld geleen	32 871	2 172	2 707	2 583	31 791	2 120	2 637	2 466	1.5 Money lent
1.6 Promesses, V.T.-tjeks, ens.	32 289	1 842	2 726	2 775	27 226	1 585	2 338	2 285	1.6 Promissory notes, R.D. cheques, etc.
1.7 Ander	34 605	2 888	3 640	2 341	29 239	2 509	3 144	1 946	1.7 Other
RI 663									
1. Vonnisse	778 874	53 880	70 330	57 129	674 702	47 538	60 148	49 280	1.1. Total
1.1 Totaal									
1.2 Goedere verkoop	108 081	9 770	12 549	9 196	82 710	7 387	9 336	6 611	1.2 Goods sold
1.2.1 Ope rekening									1.2.1 Open account
1.2.2 Afbetalingsverkoop-transaksies	84 512	4 708	8 821	6 623	80 436	4 474	8 300	5 877	1.2.2 Instalment sale transactions
1.3 Dienste	21 042	1 615	1 891	1 805	19 838	1 541	1 790	1 683	1.3 Services
1.3.1 Professionele	34 620	2 752	4 110	2 818	27 171	2 261	3 152	2 249	1.3.1 Professional
1.3.2 Ander									1.3.2 Other
1.4 Huur	31 493	2 103	2 533	2 339	24 985	1 739	2 073	1 965	1.4 Rent
1.5 Geld geleen	258 877	18 410	20 807	19 346	245 060	17 994	19 810	18 270	1.5 Money lent
1.6 Promesses, V.T.-tjeks, ens.	102 065	5 382	9 105	7 711	87 492	4 545	7 800	6 599	1.6 Promissory notes, R.D. cheques, etc.
1.7 Ander	138 185	9 143	10 516	7 291	107 013	7 597	7 889	6 027	1.7 Other

* Herbier.

* Revised