


SENTRALE STATISTIEKDIENS
 Privaatsak X44
 PRETORIA
 0001
 Tel. (012) 3252400



Republiek van Suid-Afrika
 Republic of South Africa

CENTRAL STATISTICAL SERVICE
 Private Bag X44
 PRETORIA
 0001
 Tel. (012) 3252400

15 JUNIE 1987

15 JUNE 1987

STATISTIESE NUUSBERIC

STATISTICAL NEWS RELEASE

P.13.7

STATISTIEKE VAN SIVIELE SAKE VIR SKULD: APRIL 1987
 STATISTICS OF CIVIL CASES FOR DEBT: APRIL 1987

OPSOMMING

Die getal dagvaardings vir skuld vir die jongste drie maande tot April 1987 toon 'n afname van 11,4% vergeleke met die ooreenstemmende drie maande van 1986, terwyl die getal siviele vonnisse vir skuld 'n afname van 9,4% oor hierdie tydperk toon.

Indien die gegewens van die jongste drie maande tot April 1987 met die van die voorafgaande drie maande vergelyk word, toon die getal dagvaardings vir skuld 'n seisoensaangepaste afname van 2,9%, terwyl die getal siviele vonnisse vir skuld 'n geringe styging van 0,2% toon.

OPMERKINGS

Behalwe in geval van sake aangeteken, het alle ander inligting betrekking op skuldsake; m.a.w. eise vir skadevergoeding, uitsettingsbevele en ander nie-skuldsake is uitgesluit.

Vonnisse by verstek en toestemming het slegs betrekking op onverdedigde skuldsake.

SUMMARY

The number of summonses for debt for the last three months up to April 1987 shows a decrease of 11,4% compared with the corresponding three months of 1986, whereas the number of civil judgements for debt shows a decrease of 9,4% for this period.

When comparing the figures for the last three months up to April 1987 with those of the previous three months, the number of summonses for debt shows a seasonally adjusted decrease of 2,9%, whereas the number of civil judgements for debt shows a slight increase of 0,2%.

NOTES

Except for cases recorded, all other information relates to debt cases only; i.e. claims for damages, ejection orders and other non-debt cases are excluded.

Default and consent judgements relate to judgements given in respect of undefended debt cases only.

Tydperk Period	Getal dagvaardings vir skuld Number of summonses for debt	Getal siviele vonnisse vir skuld Number of civil judgements for debt	Persentasieverandering van: Percentage change of:	
			Dagvaardings vir skuld Summonses for debt	Siviele vonnisse vir skuld Civil judgements for debt
Werklike syfers: Actual figures:				
Febr./Feb. 1987 - Apr. 1987	214 717	105 998		
Febr./Feb. 1986 - Apr. 1986	242 275	116 969	-11,4	- 9,4
Seisoensaangepaste syfers: Seasonally adjusted figures:				
Febr./Feb. 1987 - Apr. 1987	204 420	104 287		
Nov. 1986 - Jan. 1987	210 603	104 044	- 2,9	+ 0,2

HOOF: SENTRALE STATISTIEKDIENS
 HEAD: CENTRAL STATISTICAL SERVICE

STREEKKANTORE/REGIONAL OFFICES:

DURBAN: (031) 312593

KAAPSTAD/CAPE TOWN: (021) 466940,
462098

KIMBERLEY: (0531) 33965/6

NELSPRUIT: (01311) 52455/6

PIETERSBURG: (01521) 71609

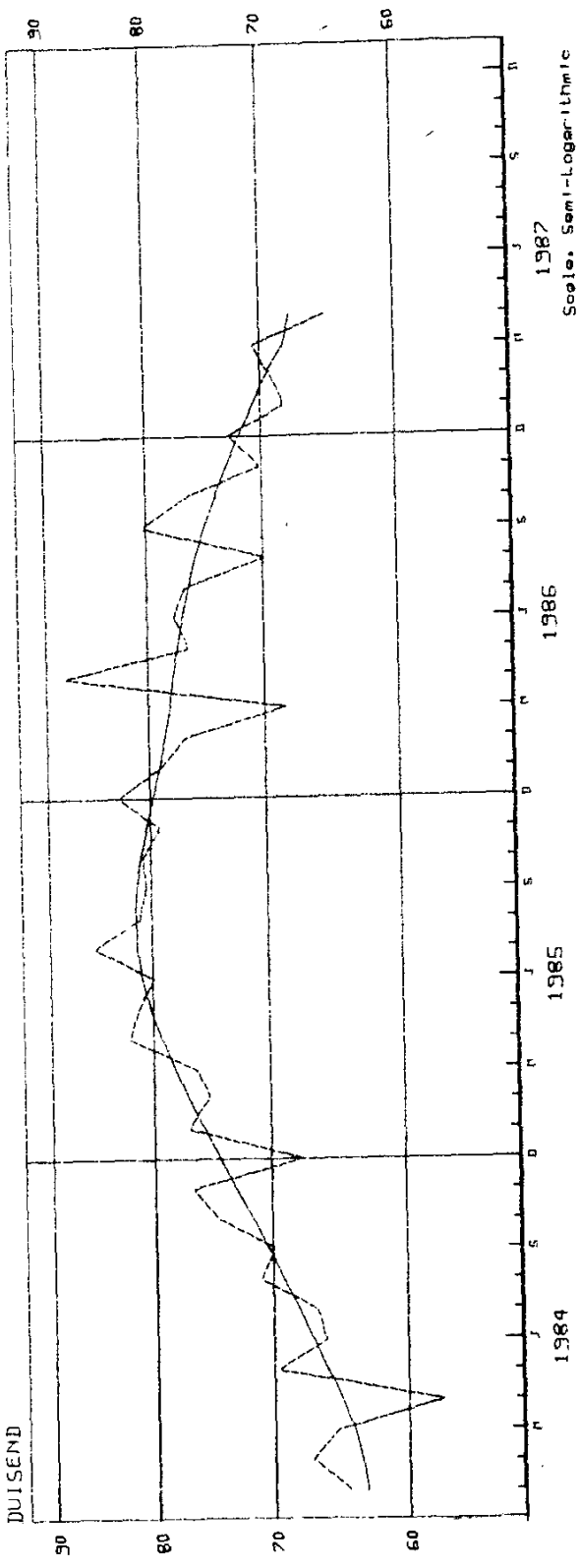
PORT ELIZABETH: (041) 523801/2

KEMPTON PARK: (011) 3943420/1

SIUIELE DAGWAARDINGS UITGEREIK - GETAL

2

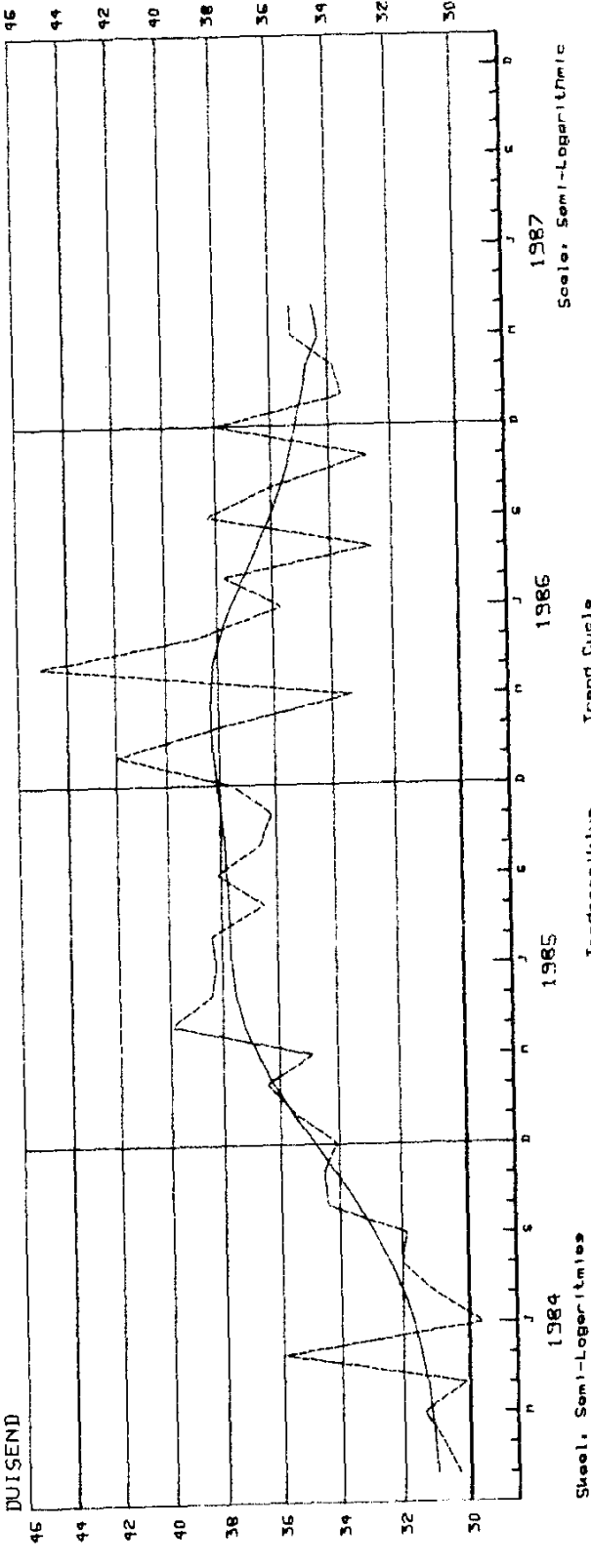
CIVIL SUMMONSES ISSUED - NUMBER THOUSAND



SIUIELE VONNISSE VIR SKULD - GETAL

2

CIVIL JUDGEMENTS FOR DEBT - NUMBER THOUSAND



TABEL 1 - GETAL STUIJELLE SAKKE AANGETEEKEN EN DAG-
VAARDINGS VIR SKULD UITGEBREIK

TABEL 1 - NUMBER OF CIVIL CASES RECORDED AND SUM-
MONED FOR DEBT ISSUED

Item	Getal - Number								Item
	Sake-ondernemings en private persone Business enterprises and private persons				Private persone Private persons				
	1986		1987		1986		1987		
	April	Maart	April	Maart	April	Maart	April		
1. Sake aangeteeken vir skuld	974 250	67 281	85 476*	89 037	1058 465	59 167	76 096*	78 632	1. Cases recorded Actual figures
1.1. Werklike syfers		70 599	74 848*	93 526		62 020	65 941*	82 510	1.1. Actual figures
1.2. Seisoensaangepas									1.2. Seasonally adjusted
2. Siviele dagvaardings vir skuld									2. Civil summonses for debt
2.1. Totaal	908 312	62 145	79 163	84 342	1798 759	54 309	70 074	74 415	2.1. Total
2.1.1. Werklike syfers		64 667	70 553	87 948		56 337	62 122	77 354	2.1.1. Actual figures
2.1.2. Seisoensaangepas									2.1.2. Seasonally adjusted
2.2. Goedere verkoop	344 801	23 059	29 202	32 823	2398 633	20 211	25 636	28 288	2.2. Goods sold
2.2.1. Ope rekening									2.2.1. Open account
2.2.2. Afbetalingsverkoop-transaksies	35 354	1 717	2 087	2 940	32 272	1 612	1 951	2 723	2.2.2. Instalment sale transactions
2.3. Dienste									2.3. Services
2.3.1. Professionele	156 687	10 773	14 623	14 947	148 597	10 045	13 655	14 303	2.3.1. Professional
2.3.2. Ander	129 264	8 597	11 176	11 767	109 213	6 846	9 454	9 916	2.3.2. Other
2.4. Huur	42 144	2 984	3 610	4 305	37 143	2 538	3 256	3 817	2.4. Rent
2.5. Geld geleen	54 353	4 352	4 824	4 576	47 968	3 971	4 310	4 055	2.5. Money lent
2.6. Promesses, v.T.-tjeks, ens.	63 652	4 885	6 271	5 839	51 959	3 958	5 201	4 803	2.6. Promissory notes, R.D. cheques, etc.
2.7. Ander	82 057	5 778	7 368	7 145	72 974	5 128	6 611	6 510	2.7. Other

* Hersien - Revised

TABLE 2 - CIVIL DEFAULT AND CONSENT JUDGEMENTS FOR DEBT

TABLE 2 - SIVIELE VONNISSE VIR SKULD BY VERSTEK EN TOESTEMMING

Item	Sake-ondernemings en private persone Business enterprises and private persons				Private persone Private persons				Item
	1987		1986		1987		1986		
	April	Maart	April	Maart	April	Maart	April	Maart	
Getal - Number									
1. Vonnisse - Totaal	444 877	32 899	39 024	42 093	398 911	29 788	35 829	37 663	1. Judgements - Total
1.1 Werklike syfers	35 262	35 220	45 164		32 168	32 542	40 761		1.1 Actual figures
1.2 Seisoensaangepas									1.2 Seasonally adjusted
2. Goedere verkoop	176 808	12 818	15 875	16 801	158 570	11 563	14 476	14 753	2. Goods sold
2.1 Ope rekening	13 768	881	977	1 224	13 097	838	940	1 092	2.1 Open account
2.2 Afbetalingsverkoop-transaksies									2.2 Instalment sale transactions
3. Dienste	70 856	5 494	6 291	6 496	68 976	5 350	6 161	6 335	3. Services
3.1 Professionele	53 268	4 107	4 950	5 227	45 497	3 595	4 438	4 544	3.1 Professional
3.2 Ander	25 969	1 900	2 056	2 742	24 001	1 745	1 913	2 552	3.2 Other
4. Geld geleen	35 686	2 583	2 983	3 177	34 178	2 466	2 901	3 016	4. Money lent
5. Promesses, v.t.-tjeks, ens.	35 297	2 775	3 121	3 326	28 817	2 285	2 652	2 702	5. Promissory notes, R.D. cheques, etc.
7. Ander	31 225	2 341	2 771	3 100	25 775	1 946	2 348	2 669	7. Other
RI 000									
1. Vonnisse - Totaal	879 509	57 129	66 317	81 602	743 342	49 280	56 533	69 579	1. Judgements - Total
2. Goedere verkoop	124 314	9 196	10 187	11 044	88 065	6 611	7 291	7 533	2. Goods sold
2.1 Ope rekening	90 177	6 623	6 867	7 325	84 138	5 877	6 643	6 417	2.1 Open account
2.2 Afbetalingsverkoop-transaksies									2.2 Instalment sale transactions
3. Dienste	20 510	1 805	2 153	1 634	18 663	1 683	2 046	1 543	3. Services
3.1 Professionele	39 512	2 818	3 068	4 090	30 123	2 249	2 434	3 308	3.1 Professional
3.2 Ander	35 354	2 339	3 022	3 446	29 314	1 965	2 483	2 957	3.2 Other
4. Geld geleen	319 654	19 346	26 486	30 416	294 956	18 270	24 191	28 559	4. Money lent
5. Promesses, v.t.-tjeks, ens.	128 752	7 711	7 246	10 709	107 094	6 599	6 231	8 953	5. Promissory notes, R.D. cheques, etc.
7. Ander	121 236	7 291	7 287	12 938	90 989	6 027	5 212	10 309	7. Other

* Hersien - Revised