

STATISTICS SOUTH AFRICA  
**Annual Report**  
**2022/23**  
BOOK 2

IMPROVING LIVES THROUGH DATA ECOSYSTEMS



**stats sa**

Department:  
Statistics South Africa  
REPUBLIC OF SOUTH AFRICA



Statistics South Africa  
Private Bag X44  
Pretoria 0001

Koch Street, Salvokop  
Pretoria 0002

User Information Services: (012) 310 8600  
Main switchboard: (012) 310 8911

Website: [www.statssa.gov.za](http://www.statssa.gov.za)  
Email: [info@statssa.gov.za](mailto:info@statssa.gov.za)





STATISTICS SOUTH AFRICA  
**Annual Report**  
**2022/23**

**BOOK 2**



Statistics South Africa, 2023  
Risenga Maluleke, Statistician-General





## **Annual Report 2022/23: Performance information (Book 2) / Statistics South Africa**

Published by Statistics South Africa, Private Bag X44, Pretoria 0001

© Statistics South Africa, 2023

Users may apply or process this data, provided Statistics South Africa (Stats SA) is acknowledged as the original source of the data; that it is specified that the application and/or analysis is the result of the user's independent processing of the data; and that neither the basic data nor any reprocessed version or application thereof may be sold or offered for sale in any form whatsoever without prior permission from Stats SA.

Annual Report 2022/23: Performance information (Book 2) / Statistics South Africa. Pretoria: Statistics South Africa, 2023  
97pp

RP: 177/2023

ISBN: 978-0-621-51182-6

i. Annual reports – Statistics South Africa

ii. Series

(LCSH 16)

A complete set of Stats SA publications is available at Stats SA Library and the following libraries:

- National Library of South Africa, Pretoria Division
- National Library of South Africa, Cape Town Division
- Library of Parliament, Cape Town
- Bloemfontein Public Library
- Natal Society Library, Pietermaritzburg
- Johannesburg Public Library
- Eastern Cape Library Services, King William's Town
- Central Regional Library, Polokwane
- Central Reference Library, Mbombela
- Central Reference Collection, Kimberley
- Central Reference Library, Mmabatho


This report is available on the Stats SA website: [www.statssa.gov.za](http://www.statssa.gov.za)

Copies are obtainable from: Reprographics, Statistics South Africa

Tel: 012 310 8619

012 310 8161


Email: [millies@statssa.gov.za](mailto:millies@statssa.gov.za)





# CONTENTS

- 1** *Introduction*
- 3** *Overview of departmental performance*
- 5** *Programme performance*
  - 5** *Programme 1: Administration*
  - 17** *Programme 2: Economic Statistics*
  - 39** *Programme 3: Population and Social Statistics*
  - 53** *Programme 4: Methodology and Statistical Infrastructure*
  - 59** *Programme 5: Statistical Support and Informatics*
  - 67** *Programme 6: Statistical Operations and Provincial Coordination*
  - 75** *Programme 7: South African National Statistics System*





**SUBMISSION OF THE REPORT TO  
THE EXECUTIVE AUTHORITY**

Minister Khumbudzo Ntshavheni,

It is my pleasure to submit the 2022/23 Annual Report of Statistics South Africa for the period 1 April 2022 to 31 March 2023, in compliance with section 7(2)(c) of the Statistics Act, 1999 (Act No. 6 of 1999), section 40(1) and (3) of the Public Finance Management Act, 1999 (Act No. 1 of 1999), and in accordance with section 18 of the Treasury Regulations.

**STATEMENT OF RESPONSIBILITY FOR  
PERFORMANCE INFORMATION FOR THE  
YEAR ENDED 31 MARCH 2023**


The Accounting Officer is responsible for the preparation of the department's performance information and for the judgements made in this information.

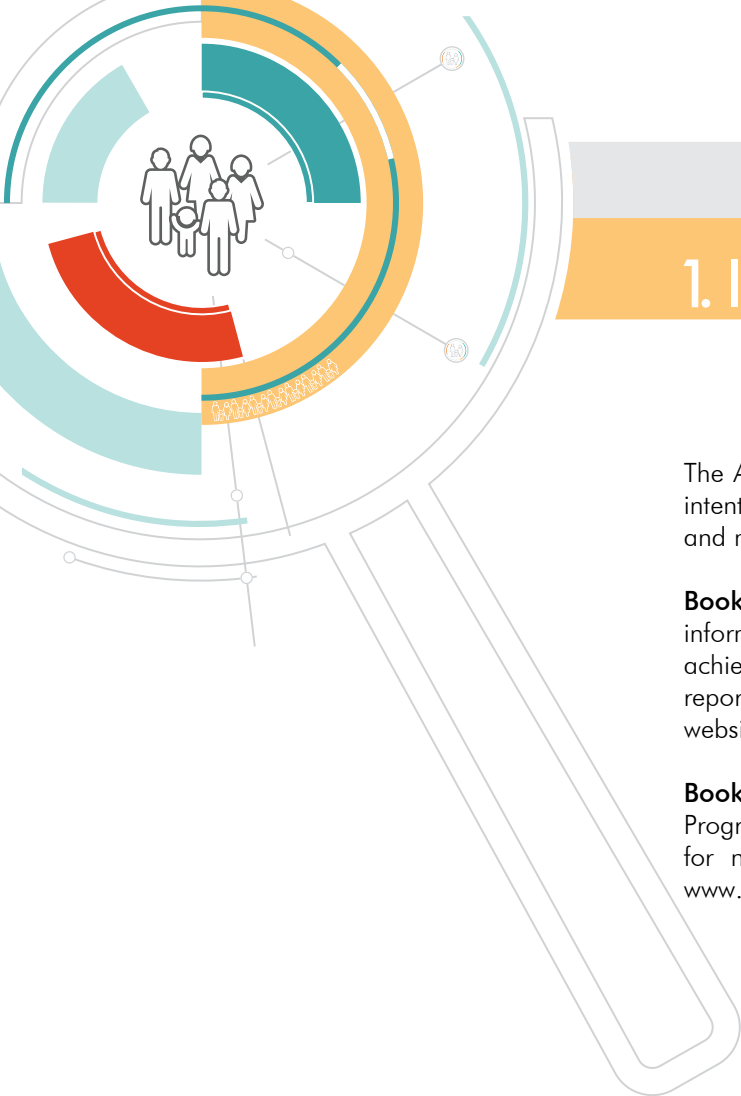
The Accounting Officer is responsible for establishing and implementing a system of internal control designed to provide reasonable assurance as to the integrity and reliability of performance information.

In my opinion, the performance information fairly reflects the performance information of the department for the financial year ended 31 March 2023.



Risenga Maluleke  
Statistician-General







# 1. INTRODUCTION

The Annual Report of Statistics South Africa (Stats SA) is an integral part of financial and non-financial reporting with the intention of promoting accountability and transparency. For the 2022/23 financial year, Stats SA is presenting its financial and non-financial information in two parts in order to improve cost-efficiency in the production of the report.

**Book 1** provides general information, summary performance information, governance, human resource management information and detailed financial information. Book 1 provides an overview of the organisational performance, achievements and challenges, and a detailed account of the financial performance and position of the organisation and the report of the Auditor-General. Book 1 is available in both print and electronic formats, and is accessible on the Stats SA website: [www.statssa.gov.za](http://www.statssa.gov.za)

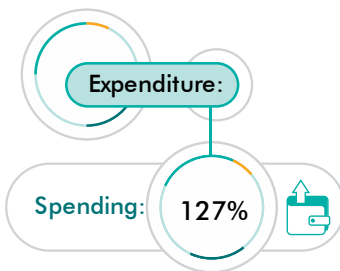
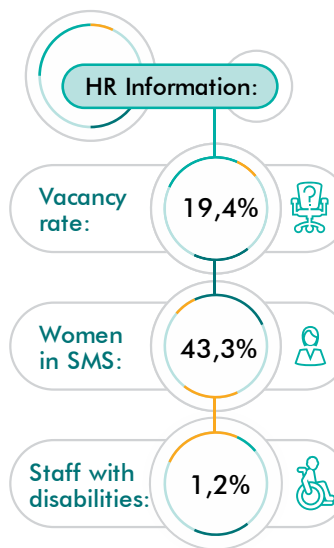
**Book 2** provides a detailed account of performance information in tabular format in relation to the Strategic Plan and Work Programme as prescribed by the Department of Planning, Monitoring and Evaluation (DPME) in the Annual Report Guide for national and provincial departments. Book 2 is available in electronic format and on the Stats SA website: [www.statssa.gov.za](http://www.statssa.gov.za)







## 2. OVERVIEW OF DEPARTMENTAL PERFORMANCE

Stats SA achieved 93,6% of its annual targets of which 83,6% were achieved as scheduled; 2,6% were achieved earlier than scheduled and 7,4% were achieved later than scheduled. 6,4% of targets were not achieved.







## 3. PROGRAMME PERFORMANCE

### 3.1 Programme 1: Administration

**Programme purpose:** Provides strategic leadership, management and support services to the department.

**Linking programmes with strategic outcomes:** Programme 1 contributes to the following strategic outcomes:



#### Agile operating model

- a) Modernise and innovate business processes across the value chain
- b) Adapt/adopt international frameworks and standards
- c) Leverage statistical infrastructure within the data ecosystem
- d) Reposition and strengthen the methodology function



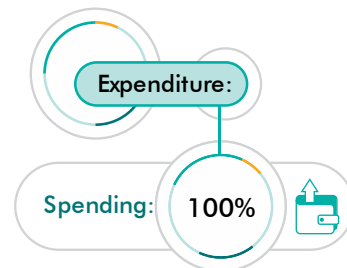
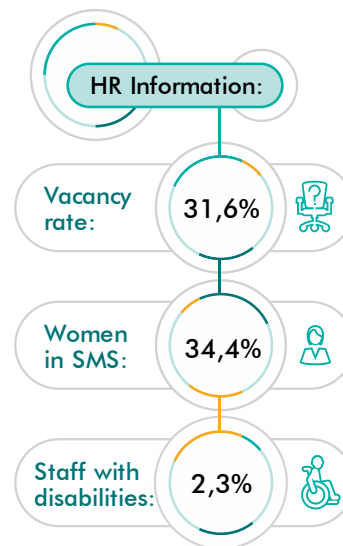
#### Transformed capability

- a) Invest in innovative technologies and ICT infrastructure
- b) Build a versatile and multi-skilled workforce
- c) Invest in capacity building in the data ecosystem
- d) Build a united and diverse organisation that is responsive to a fast-changing environment



## Overall programme performance:

Programme 1: Administration achieved 37,5% of its annual targets of which 25,0% were achieved as scheduled; 4,2% was achieved earlier than scheduled and 8,3% were achieved later than scheduled. 62,5% of targets were not achieved.





## Subprogrammes:

**Departmental Management** provides strategic leadership and management services to the department including executive and project management support services, strategic management and organisational development services, and risk, anti-corruption and integrity management services.

- a) **Executive and Project Management Support** provides various management support services including international relations support, ministerial support, interdepartmental and executive secretarial support to structures such as the Statistics Council and Exco. Key outputs included a report on support provided to Census 2022 and the Post-enumeration Survey (PES), and the development of 25% of prioritised Management Information Repository (MIR) functions.
- b) **Strategy, Operations and Organisational Development** provides strategic management services including the compilation of the strategic and annual performance plan, quarterly and annual reports, the service delivery improvement plan and reports and organisational and job design services. Key outputs included the development of a business process management strategy and the development of a transformation and change management plan for Stats SA. A digital business transformation strategy was not compiled as scheduled due to internal processes. Work will continue in 2023/24.
- c) **Risk, Anti-corruption and Integrity Management** provides risk, integrity and business continuity management services to the department. A key output included a report on the implementation of COVID-19 measures and controls. An integrated risk management system was not developed as scheduled due to Census 2022 priority and dependency on internal stakeholders. A report on risk, anti-corruption and integrity management for Census 2022 was not completed due to the extension of the project. Work will continue in 2023/24.

**Corporate Services** is responsible for providing a legal advisory service to the department, efficient facilities, security and logistical services, human resource management and development support services, and promotes sound human management principles in line with the Public Service Act and other applicable labour legislation.

- a) **Human Resource Management and Development:** Key outputs included a report on the provision of support to the PES and the conducting of 2 gender-based violence programmes. The development and implementation of a skills development strategy and a report on talent management were not completed as scheduled due to internal stakeholder consultation and internal processes. Work will continue in 2023/24. Employment equity targets for women in SMS, persons with disabilities and youth were not achieved as scheduled due to internal promotions, staff turnover and staff falling outside the youth age category. Initiatives are in place to address employment equity and work will continue in 2023/24. The automation of HR systems has commenced with the development and testing of an exit interview system which will be piloted in 2023/24. The development of an electronic performance management system was not completed due to internal stakeholder consultation. Work will continue in 2023/24.
- b) **Facilities, Transport and Security Management:** A key output included a report on the monitoring of the fleet management strategy. A report on logistics and fleet management support to Census 2022 and the PES was not completed due to dependency on external stakeholders. Work will continue in 2023/24.

**Financial Management Services** provides financial, asset and procurement support services to the department; it promotes financial practices for good governance and administration in line with the Public Finance Management Act (PFMA). The development of a system for a financial management funding model was not completed due to human resource constraints. Work will continue in 2023/24. A report on financial management support to Census 2022 and the PES was not completed due to the extension of the project. Work will continue in 2023/24.

**Internal Audit** provides an independent audit service to the department; it assists management in improving internal controls, risk management and governance by providing independent risk-based assurance services, as well as advisory services as required by the Public Finance Management Act. A key output included the compilation of a report on an audit conducted for Census 2022. A report on the review of internal audit processes was not compiled as scheduled due to internal processes. Work will continue in 2023/24.

**Response to prioritising women, youth and persons with disabilities:** Stats SA appointed approximately 68% youth on contract in the PES project. The department is committed to improving employment equity through the prioritisation of women, youth and persons with disabilities in the recruitment process.

**Strategy to overcome areas of underperformance:** The extension of the Census 2022 project has put tremendous strain on the corporate services environment which impacted on service delivery. Skills and resource constraints contributed to the non-achievement of targets. The meeting of employment equity targets and the filling of critical vacant posts will remain a priority for the department in the 2023/24 financial year.

Actual performance against the work programme is captured in the table below:

WP No.	Outcome	Output	Output indicator	Audited actual performance: 2020/21	Audited actual performance: 2021/22	Planned annual target: 2022/23	Actual achievement 2022/23	Deviation from planned target to actual achievement 2022/23	Reasons for deviations
<b>Programme 1: Administration: (Subprogramme: Executive and Project Support)</b>									
1.1	Agile operating model	Report on priority projects supported: Census 2022 and PES	Number of reports on priority projects supported in accordance with Stats SA's project management framework	Provided support in preparation for the Census pilot	Not achieved. A final report on support to Census 2022 was not compiled due to the extension of the Census project	1 report on support provided to Census 2022 and PES compiled by March 2023	Compiled report on support provided to Census 2022 and PES as scheduled		
1.2	Transformed capability	Management information repository (MIR) functionalities	Percentage of prioritised required MIR functionalities developed	Compiled discussion document on required functionalities and utilising other platforms	Compiled feasibility study report	25% (Phase 1) of prioritised MIR functionalities developed by March 2023	Developed 25% of prioritised MIR functionalities as scheduled		
<b>Programme 1: Administration: (Subprogramme: Strategy, Operations and Organisational Development)</b>									
2.1	Agile operating model	Business process management (BPM) strategy	Number of BPM elements institutionalised	Developed BPM framework	Not achieved. A BPM policy was developed for approval	1 business processes management strategy compiled by June 2022	Compiled business processes management strategy as scheduled		
2.2	Transformed capability	Transformation and change management plan	Number of transformation and change management plans developed	Aligned transformation and change agenda to the new strategy	Not achieved. A culture and values awareness programme was not rolled out	1 transformation and change management plan developed by March 2023	Developed transformation and change management plan as scheduled		
2.3		Digital business transformation strategy	Number of digital business transformation strategies compiled		Not achieved. The digital business transformation strategy was not developed	1 digital business transformation strategy compiled by March 2023	Not achieved. A digital business transformation strategy was not compiled	Work will continue in 2023/24	Due to internal processes

WP No.	Outcome	Output	Output indicator	Audited actual performance: 2020/21	Audited actual performance: 2021/22	Planned annual target: 2022/23	Actual achievement 2022/23	Deviation from planned target to actual achievement 2022/23	Reasons for deviations
<b>Programme 1: Administration: (Subprogramme: Risk, Anti-corruption and Integrity Management)</b>									
3.1	Transformed capability	COVID-19 measures and controls	Number of reports on COVID-19 measures and controls implemented	Compiled quarterly reports on COVID-19 measures and controls implemented	Compiled report on COVID-19 measures and controls implemented	1 report on COVID-19 measures and controls implemented by March 2023	Compiled report on COVID-19 measures and controls implemented as scheduled		
3.2		Integrated risk management information system	Number of integrated risk management information systems developed		Not achieved. An integrated risk management information system was not developed. Commenced with stakeholder consultation	1 integrated risk management information system developed by March 2023	Not achieved. An integrated risk management information system was not developed	Work will continue in 2023/24	Due to Census 2022 priority and dependency on internal stakeholders
3.3		Report on risk, anti-corruption and integrity management for Census 2022	Number of reports on risk, anti-corruption and integrity management support provided to Census 2022 and PES compiled	Not achieved. The report on risk, anti-corruption and integrity management for Census pilot was not compiled	Not achieved. A final report on risk, anti-corruption and integrity management for Census 2022 was not compiled due to the extension of the Census project	1 report on risk, anti-corruption and integrity management support provided to Census 2022 and PES compiled by September 2022	Not achieved. A report on risk, anti-corruption and integrity management support provided to Census 2022 and PES was not compiled	Work will continue in 2023/24	Due to the extension of the Census 2022 project

WP No.	Outcome	Output	Output indicator	Audited actual performance: 2020/21	Audited actual performance: 2021/22	Planned annual target: 2022/23	Actual achievement 2022/23	Deviation from planned target to actual achievement 2022/23	Reasons for deviations
<b>Programme 1: Administration: (Subprogramme: Human Resource Management and Development)</b>									
4.1	Transformed capability	Documents on skills development	Number of talent management elements institutionalised	Not achieved. The alignment of the skills development plan to the new strategy was not done	Not achieved. The alignment of the skills development plan to the new strategy was not implemented. Commenced with stakeholder consultation and re-skilling of staff	1 skills development strategy developed by September 2022	Not achieved. A skills development strategy was not developed	Work will continue in 2023/24	Due to internal stakeholder consultation
						1 skills development plan implemented (Phase 2) by March 2023	Not achieved. A skills development plan was not implemented	Work will continue in 2023/24	Due to internal stakeholder consultation
		Report on talent management					1 report on talent management compiled by March 2023	Not achieved. A report on talent management was not compiled	Work will continue in 2023/24
4.2		Report on human resource management support to Census and PES	Percentage of human resource management support provided to PES	Not achieved. Human resource support was not provided to the Census pilot	Not achieved. HR support was provided to Census 2022. Due to the extension of the project a final report was not completed	100% human resource support provided to the PES by September 2022	Provided 100% human resource support to the PES as scheduled	The report was compiled later than scheduled in March 2023	Due to the extension of the Census 2022 project


WP No.	Outcome	Output	Output indicator	Audited actual performance: 2020/21	Audited actual performance: 2021/22	Planned annual target: 2022/23	Actual achievement 2022/23	Deviation from planned target to actual achievement 2022/23	Reasons for deviations
<b>Programme 1: Administration: (Subprogramme: Human Resource Management and Development)</b>									
4.3	Transformed capability	Report on employment equity	Percentage increase in employment equity	Not achieved. The 2% increase in women on SMS level was not achieved	Not achieved. Women in SMS increased by 1,5%	2% points increase in women on SMS level by March 2023 (Baseline: 41,5%)	Not achieved. Women in SMS increased from 41,5% to 43,3%	0,2% points less than scheduled	Due to internal promotions
				Not achieved. The 0,2% increase in people with disabilities was not achieved	Not achieved. Staff with disabilities decreased by 0,2%	0,2% points increase in staff with disabilities by March 2023 (Baseline: 1,3%)	Not achieved. Staff with disabilities decreased from 1,3% to 1,2%	0,1% points less than scheduled	Due to staff terminations
						1% points increase in youth employment by March 2023 (Baseline: 8,3%)	Not achieved. Youth employment decreased from 8,3% to 8,0%	1,3% points less than scheduled	Due to terminations and staff falling out of youth age category
4.4		Electronic performance management system developed	Number of HRM systems automated		Developed electronic leave system	1 electronic performance management system developed by March 2023	Not achieved. An electronic PMS was not developed	Work will continue in 2023/24	Due to internal stakeholder consultation
		Electronic exit interviews system developed				1 electronic exit interviews system developed by March 2023	Not achieved. Commenced with the development of an electronic exit interviews system	Piloting will be done in 2023/24	Due to internal processes
4.5		Gender-based violence programme	Number of gender-based violence programmes implemented	Conducted Gender-based Violence (GBV) programme	Not achieved. The programme was not implemented. Conducted TB awareness workshop	1 gender-based violence programme implemented by March 2023	Conducted GBV programmes in July and November 2022	Conducted 2 GBV programmes	Due to reprioritisation


WP No.	Outcome	Output	Output indicator	Audited actual performance: 2020/21	Audited actual performance: 2021/22	Planned annual target: 2022/23	Actual achievement 2022/23	Deviation from planned target to actual achievement 2022/23	Reasons for deviations
<b>Programme 1: Administration: (Subprogramme: Facilities, Transport and Security Management)</b>									
5.1	Transformed capability	Fleet management strategy	Number of reports on monitoring the fleet management strategy	Reviewed fleet management strategy	Compiled report on the implementation of the fleet management strategy	1 report on the monitoring of the fleet management strategy compiled by March 2023	Compiled a report on the monitoring of the fleet management strategy as scheduled		
5.2		Report on logistics and fleet management support provided to Census 2022 and PES	Percentage of logistics and fleet management support provided to Census 2022 and PES	Not achieved. Logistics and fleet management support was not provided to the Census pilot	Not achieved due to the extension of the Census 2022 project. A final report on support provided to be completed in 2022/23	100% logistics and fleet management support provided to Census 2022 and PES by June 2022	Not achieved. A report on support provided to Census 2022 and PES was not compiled	Work will continue in 2023/24	Due to dependency on external stakeholder
<b>Programme 1: Administration: (Subprogramme: Financial Management)</b>									
6.1	Transformed capability	System for financial management funding model	Number of systems for financial management funding model developed	Not achieved. Compiled draft concept note on a financial management funding model	Not achieved. Compiled draft report on a financial model for internal stakeholder consultation	1 system for a financial management funding model developed by March 2023	Not achieved. A system for a financial management funding model was not developed	Work will continue in 2023/24	Due to human resource constraints
6.2		Report on financial management support provided to Census 2022 and PES	Percentage of financial management support provided to Census 2022 and PES	Not achieved. Provided 50% financial management support to the Census pilot	Not achieved due to the extension of the Census 2022 project. A final report on support provided to be completed in 2022/23	100% financial management support provided to Census 2022 and PES by March 2023	Not achieved. A report on financial management support to Census 2022 and PES was not compiled	Work will continue in 2023/24	Due to internal processes

WP No.	Outcome	Output	Output indicator	Audited actual performance: 2020/21	Audited actual performance: 2021/22	Planned annual target: 2022/23	Actual achievement 2022/23	Deviation from planned target to actual achievement 2022/23	Reasons for deviations
<b>Programme 1: Administration: (Subprogramme: Internal Audit)</b>									
7.1	Agile operating model	Internal audit process reviewed	Number of reports on internal audit processes reviewed	Not achieved. A research report on developments in internal audit processes was not compiled	Not achieved. A research report on developments in internal audit processes was not compiled	1 report on internal audit processes reviewed by March 2023	Not achieved. A report on the review of internal audit processes was not compiled	Compiled report on revised Performance Audit Methodology	Due to internal processes
7.2	Transformed capability	Internal audit report on Census 2022	Number of internal audit reports on assurance to Census 2022	Conducted 5 audits for the Census pilot	Compiled report on 15 audits conducted for Census 2022	1 audit report on Census 2022 compiled by December 2022	Compiled audit report on Census 2022 as scheduled		









## 3.2 Programme 2: Economic Statistics

**Programme purpose:** Produce economic statistics to inform evidence-based economic development.

### Objectives:

Produce economic indicators to inform evidence-based planning, monitoring, evaluation and decision-making for use by the public and private sectors by:

- Publishing monthly, quarterly, annual and periodic statistical releases on various industries in the private and public sectors;
- Publishing monthly statistical releases on a range of price indexes;
- Publishing quarterly and annual estimates of gross domestic product (GDP); and
- Improving the measurement of economic indicators through the application of internationally recognised standards and practices on an ongoing basis.

**Linking programmes with strategic outcomes:** Programme 2 contributes to the following strategic outcome:



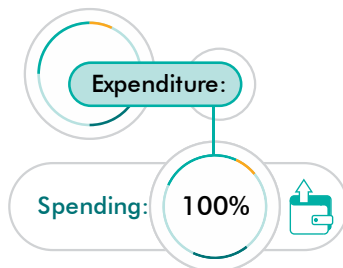
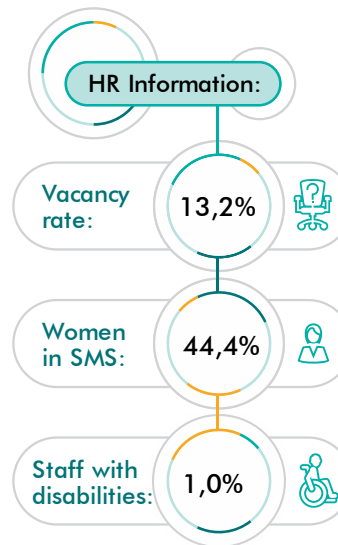
### Insightful data

- a) Put stakeholders at the centre to increase usage and trust
- b) Sustain the quality of national indicators
- c) Deepen statistical analysis for new insights
- d) Explore the use of alternative data sources



## Overall programme performance:

Economic Statistics achieved 99,6% of its annual targets, of which 95,8% were achieved as scheduled; 2,5% were achieved earlier than scheduled; and 1,3% were achieved later than scheduled. 0,4% of targets were not achieved.



## Subprogrammes:

**Programme Management for Economic Statistics** provides strategic direction and leadership in this programme. Key activities in 2022/23 included signing-off of statistical releases and reports, the updating and monitoring of the implementation of the economic statistics strategy, and maintaining relations with key partners in the national statistics system. This programme informed economic planning, monitoring and decision-making by providing accurate, relevant and timely statistical information on the level of economic activity in relation to the primary, secondary and tertiary sectors of the economy, price stability, financial information on private sector businesses and government, and information on sustainable resource use and management.

**Business Cycle Indicators** provides statistical information on turnover and volumes in various industries through the publication of monthly, quarterly and annual releases. Key outputs included **150** published releases consisting of 144 monthly releases, 4 quarterly releases and 2 annual releases on business cycle indicators, and 5 reports on improving short-term indicators. A report on updating the base year from 2015 to 2019 for affected surveys was compiled. A decision was taken not to use 2020 as a base year as originally planned due to the impact of COVID-19.

**Structural Industry Statistics** publishes periodic statistical information on the income and expenditure structure of industries, and on non-financial variables. Key outputs included the publishing of **2** reports on 2020 surveys including real estate and business services, and construction. The **3** annual releases on agriculture, forestry and fisheries scheduled for June 2022 were published earlier in March 2022 in an effort to return to pre-COVID timelines and remain relevant to users. Additional releases published during the year included the 2021 annual survey of agriculture and a report on 2021 electricity, gas and water supply industries – in an effort to improve and to return to pre-COVID timelines.

**Price Statistics** provides information on inflation by compiling the consumer price index and various producer price indexes. Key outputs included **48** published releases consisting of monthly CPI and PPI releases and a discussion document with residential property price indices.

**Private Sector Financial Statistics** tracks the financial performance of private sector organisations. Key outputs included **4** quarterly releases and **1** annual release on financial statistics of the private sector and 2 discussion documents on the quarterly capital expenditure.

**Government Financial Statistics** tracks public sector spending. Key outputs included **4** quarterly releases on financial statistics of municipalities, **7** annual releases on government financial statistics and 2 research reports on a feasibility study for QFSM administrative data and the inclusion of the Technical Vocational Education and Training (TVET) data in the Higher Education Institutions (HEI) release.

**National Accounts** produces GDP data and other integrative statistical products. Key outputs included **4** quarterly GDP releases, **1** report on the tourism satellite account, 1 discussion document on Environmental Economic Account (EEA) statistics and 2 research reports on reviewing and improving data sources and expanding the coverage of the Natural Capital Accounting (NCA) series.

**Response to prioritising women, youth and persons with disabilities:** Not applicable.

**Strategy to overcome areas of underperformance:** Not applicable.

Actual performance against the work programme is captured in the table below:

WP No.	Outcome	Output	Output indicator	Audited actual performance: 2020/21	Audited actual performance: 2021/22	Planned annual target: 2022/23	Actual achievement 2022/23	Deviation from planned target to actual achievement 2022/23	Reasons for deviations
<b>Programme 2: Economic Statistics: (Subprogramme: Business Cycle Indicators)</b>									
8.1	Insightful data	Statistical information on business cycle indicators	Number of releases on mining: production and sales published on the 2 <sup>nd</sup> Thursday of the month	Quarter 1: Published 2 monthly releases on mining: production and sales					
			Number of releases on mining: production and sales published within two months after the reference month	Quarters 2-4: Published 10 monthly releases on mining: production and sales	Published 11 monthly releases on mining: production and sales (June and July releases combined)	12 monthly releases on mining: production and sales published as scheduled	Published 12 monthly releases on mining: production and sales as scheduled		
8.2			Number of releases on manufacturing: production and sales published 6 weeks after the reference month	Quarter 1: Published 2 monthly releases on manufacturing: production and sales					
			Number of releases on manufacturing: production and sales published within two months after the reference month	Quarters 2-4: Published 10 monthly releases on manufacturing: production and sales	Published 12 monthly releases on manufacturing: production and sales published	12 monthly releases on manufacturing: production and sales published as scheduled	Published 12 monthly releases on manufacturing: production and sales as scheduled		

WP No.	Outcome	Output	Output indicator	Audited actual performance: 2020/21	Audited actual performance: 2021/22	Planned annual target: 2022/23	Actual achievement 2022/23	Deviation from planned target to actual achievement 2022/23	Reasons for deviations
<b>Programme 2: Economic Statistics: (Subprogramme: Business Cycle Indicators)</b>									
8.3	Insightful data	Statistical information on business cycle indicators	Number of releases on manufacturing: utilisation of production capacity by large enterprises published 10 weeks after the reference month	Quarter 1: Published 1 quarterly release on manufacturing: utilisation of production capacity by large enterprises					
			Number of releases on manufacturing: utilisation of production capacity by large enterprises published within one quarter after the reference month	Quarters 2-4: Published 3 quarterly releases on manufacturing utilisation of production capacity by large enterprises	Published quarterly releases on manufacturing: utilisation of production capacity by large enterprises	4 quarterly releases on manufacturing: utilisation of production capacity by large enterprises published as scheduled	Published 4 quarterly releases on manufacturing: utilisation of production capacity by large enterprises as scheduled		
8.4			Number of releases on electricity generated and available for distribution published on the 1 <sup>st</sup> Thursday of the month	Quarter 1: Published 1 monthly release on generation and consumption of electricity in March 2020 and 2 releases in Q1					
			Number of releases on electricity generated and available for distribution published within two months after the reference month	Quarters 2-4: Published 9 monthly releases on generation and consumption of electricity	Published 12 monthly releases on electricity generated and available for distribution	12 monthly releases on electricity generated and available for distribution published as scheduled	Published 12 monthly releases on electricity generated and available for distribution as scheduled		

WP No.	Outcome	Output	Output indicator	Audited actual performance: 2020/21	Audited actual performance: 2021/22	Planned annual target: 2022/23	Actual achievement 2022/23	Deviation from planned target to actual achievement 2022/23	Reasons for deviations
<b>Programme 2: Economic Statistics: (Subprogramme: Business Cycle Indicators)</b>									
8.5	Insightful data	Statistical information on business cycle indicators	Number of releases on selected building statistics of the private sector as reported by local government institutions published, 3 <sup>rd</sup> Thursday of the month	Quarter 1: Published 1 monthly release on building plans passed					
			Number of releases on selected building statistics of the private sector as reported by local government institutions published within two months after the reference month	Quarters 2-4: Published 11 monthly releases on building plans passed	Published 12 monthly releases on selected building statistics of the private sector	12 monthly releases on selected building statistics of the private sector as reported by local government institutions published as scheduled	Published 12 monthly releases on selected building statistics of the private sector as reported by local government institutions as scheduled		
8.6			Number of releases on selected building statistics published 6 months after year-end report	Published 2019 annual release on selected building statistics of the private sector	Published 2020 annual release on selected building plans passed and completed	1 annual release for 2020 <sup>1</sup> on selected building plans passed and completed published by June 2022	Published annual release for 2021 on selected building plans passed and completed as scheduled		

<sup>1</sup> WP Error: Target should be 1 annual release for 2021.



WP No.	Outcome	Output	Output indicator	Audited actual performance: 2020/21	Audited actual performance: 2021/22	Planned annual target: 2022/23	Actual achievement 2022/23	Deviation from planned target to actual achievement 2022/23	Reasons for deviations
<b>Programme 2: Economic Statistics: (Subprogramme: Business Cycle Indicators)</b>									
8.7	Insightful data	Statistical information on business cycle indicators	Number of reports on building statistics published within two years after year-end report	Published 2019 annual release on selected building statistics of the private sector	Published 2020 annual release on selected building plans passed and completed	1 annual report for 2019 <sup>2</sup> on building statistics published by August 2022	Published annual release for 2020 on selected building plans passed and completed as scheduled		
8.8			Number of releases on retail trade sales published 7 weeks after the reference month	Quarter 1: Published 2 monthly releases on retail trade sales					
			Number of releases on retail trade sales published within two months after the reference month	Quarters 2-4: Published 10 monthly releases on retail trade sales	Published 12 monthly releases on retail trade sales	12 monthly releases on retail trade sales published as scheduled	Published 12 monthly releases on retail trade sales as scheduled		
8.9			Number of releases on motor trade sales published 7 weeks after the reference month	Quarter 1: Published 3 monthly releases on motor trade sales					
			Number of releases on motor trade sales published within two months after the reference month	Quarters 2-4: Published 9 monthly releases on motor trade sales	Published 12 monthly releases on motor trade sales	12 monthly releases on motor trade sales published as scheduled	Published 12 monthly releases on motor trade sales as scheduled		

<sup>2</sup> WP Error: Target should be 1 annual release for 2020.

WP No.	Outcome	Output	Output indicator	Audited actual performance: 2020/21	Audited actual performance: 2021/22	Planned annual target: 2022/23	Actual achievement 2022/23	Deviation from planned target to actual achievement 2022/23	Reasons for deviations
<b>Programme 2: Economic Statistics: (Subprogramme: Business Cycle Indicators)</b>									
8.10	Insightful data	Statistical information on business cycle indicators	Number of releases on wholesale trade sales published 7 weeks after the reference month	Quarter 1: Published 2 monthly releases on wholesale trade sales					
			Number of releases on wholesale trade sales published within two months after the reference month	Quarters 2-4: Published 10 monthly releases on wholesale trade sales	Published 12 monthly releases on wholesale trade sales	12 monthly releases on wholesale trade sales published as scheduled	Published 12 monthly releases on wholesale trade sales as scheduled		
8.11			Number of releases on land transport published 8 weeks after the reference month	Quarter 1: Published 2 monthly releases on land transport					
			Number of releases on land transport published within two months after the reference month	Quarters 2-4: Published 10 monthly releases on land transport	Published 12 monthly releases on land transport	12 monthly releases on land transport published as scheduled	Published 12 monthly releases on land transport as scheduled		

WP No.	Outcome	Output	Output indicator	Audited actual performance: 2020/21	Audited actual performance: 2021/22	Planned annual target: 2022/23	Actual achievement 2022/23	Deviation from planned target to actual achievement 2022/23	Reasons for deviations
<b>Programme 2: Economic Statistics: (Subprogramme: Business Cycle Indicators)</b>									
8.12	Insightful data	Statistical information on business cycle indicators	Number of releases on liquidations and insolvencies published 4th Monday of the month	Quarter 1: Published 1 monthly release on liquidations and insolvencies					
			Number of releases on liquidations and insolvencies published within two months after the reference month	Quarters 2-4: Published 11 monthly releases on liquidations and insolvencies	Published 12 monthly releases on liquidations and insolvencies	12 monthly releases on liquidations and insolvencies published as scheduled	Published 12 monthly releases on liquidations and insolvencies as scheduled		
8.13			Number of releases on civil cases for debt published 3rd Thursday of the month	Quarter 1: Published 2 monthly releases on civil cases for debt					
			Number of releases on civil cases for debt published within two months after the reference month	Quarters 2-4: Published 10 monthly releases on civil cases for debt	Published 12 releases on civil cases for debt	12 monthly releases on civil cases for debt published as scheduled	Published 12 monthly releases on civil cases for debt as scheduled		

WP No.	Outcome	Output	Output indicator	Audited actual performance: 2020/21	Audited actual performance: 2021/22	Planned annual target: 2022/23	Actual achievement 2022/23	Deviation from planned target to actual achievement 2022/23	Reasons for deviations
<b>Programme 2: Economic Statistics: (Subprogramme: Business Cycle Indicators)</b>									
8.14	Insightful data	Statistical information on business cycle indicators	Number of releases on food and beverages published 8 weeks after the reference month	Quarter 1: Published 2 monthly releases on food and beverages					
			Number of releases on food and beverages published within two months after the reference month	Quarters 2-4: Published 10 monthly releases on food and beverages	Published 12 monthly releases on food and beverages published	12 monthly releases on food and beverages published as scheduled	Published 12 monthly releases on food and beverages as scheduled		
8.15			Number of releases on tourist accommodation published 8 weeks after the reference month	Quarter 1: Published 2 monthly releases on tourist accommodation					
			Number of releases on tourist accommodation published within two months after the reference month	Quarters 2-4: Published 10 monthly releases on tourist accommodation	Published 12 monthly releases on tourist accommodation	12 monthly releases on tourist accommodation published as scheduled	Published 12 monthly releases on tourist accommodation	Published 2 releases (March and July) later than scheduled	Due to data challenges

WP No.	Outcome	Output	Output indicator	Audited actual performance: 2020/21	Audited actual performance: 2021/22	Planned annual target: 2022/23	Actual achievement 2022/23	Deviation from planned target to actual achievement 2022/23	Reasons for deviations
<b>Programme 2: Economic Statistics: (Subprogramme: Business Cycle Indicators)</b>									
8.16	Insightful data	Reports on improving business cycle indicator statistics	Number of reports on improving business cycle indicator statistics compiled		Published report on weights for mining indices	1 report on weights for mining indices updated by October 2022	Compiled report on updated weights for mining indices as scheduled		
					Published updated weights for manufacturing indices in the September 2020 release	1 report on weights for manufacturing indices updated by October 2022	Compiled report on updated weights for manufacturing indices as scheduled		
					Published report on weights for manufacturing production capacity indices	1 report on weights for manufacturing production capacity indices updated by November 2022	Compiled report on updated weights for manufacturing production capacity indices as scheduled		
					Compiled research report on deflators for motor trade sales	1 report on base year from 2015 to 2020 for affected surveys updated by March 2023	Not achieved. Compiled report on updating the base year for affected surveys from 2015-2019	A decision was taken not to use 2020 as a base year	Due to the impact of COVID-19

WP No.	Outcome	Output	Output indicator	Audited actual performance: 2020/21	Audited actual performance: 2021/22	Planned annual target: 2022/23	Actual achievement 2022/23	Deviation from planned target to actual achievement 2022/23	Reasons for deviations
<b>Programme 2: Economic Statistics: (Subprogramme: Business Cycle Indicators)</b>									
8.16	Insightful data	Reports on improving business cycle indicator statistics	Number of reports on improving business cycle indicator statistics compiled	Compiled research report on seasonal adjusted data at a lower level for retail trade sales	Not achieved. Compiled research report on seasonal adjusted data at a lower level for retail trade sales. The report was not published as scheduled	1 report on deflators for motor trade sales implemented by March 2023	Compiled report on implementation of deflators for motor trade sales as scheduled		
		Reports on improving business cycle indicator statistics	Number of reports on improving business cycle indicator statistics compiled			1 report on seasonal adjusted data at a lower level for motor trade sales piloted by March 2023	Compiled report on the piloting of seasonal adjusted data at lower level for motor trade sales as scheduled		

WP No.	Outcome	Output	Output indicator	Audited actual performance: 2020/21	Audited actual performance: 2021/22	Planned annual target: 2022/23	Actual achievement 2022/23	Deviation from planned target to actual achievement 2022/23	Reasons for deviations
<b>Programme 2: Economic Statistics: (Subprogramme: Structural Industry Statistics)</b>									
9.1	Insightful data	Statistical information on the structure of industries	Number of periodic reports on trade industry statistics published	Published 5 reports on 2018 trade industry (wholesale, retail, motor trade, accommodation and food and beverages)	Published 4 reports on 2019 surveys (mining, electricity, gas and water, post and telecommunications, transport and storage)	2 reports on 2020 surveys (real estate and business services, and construction) published by September 2022	Published 2 reports on 2020 surveys (real estate and business services, and construction) in June 2022	Earlier than scheduled in Q1	Due to improved processes
9.2		Statistical information on commercial agriculture, forestry and fisheries industry	Number of annual releases on agriculture, forestry and fisheries industry statistics published		Published 3 reports on the agriculture, forestry and fisheries industries	3 annual releases on agriculture, forestry and fisheries industries published by June 2022	Published 1 release on agriculture and 2 reports on the forestry and fisheries industries in March 2022	The release/reports were published earlier than scheduled in Q4 of the 2021/22 financial year	In an effort to go back to pre-COVID-19 timelines

WP No.	Outcome	Output	Output indicator	Audited actual performance: 2020/21	Audited actual performance: 2021/22	Planned annual target: 2022/23	Actual achievement 2022/23	Deviation from planned target to actual achievement 2022/23	Reasons for deviations
<b>Programme 2: Economic Statistics: (Subprogramme: Price Statistics)</b>									
10.1	Insightful data	Statistical information on CPI	Number of CPI releases published	Quarter 1: Published 2 monthly CPI releases					
			Number of CPI releases published within one month of the reference period	Quarters 2-4: Published 10 monthly CPI releases	Published 12 monthly CPI releases	12 monthly CPI releases published as scheduled	Published 12 monthly CPI releases as scheduled		
10.2	Insightful data	Statistical information on PPI	Number of PPI releases published	Quarter 1: Published 2 monthly PPI releases					
			Number of PPI releases published within one month of the reference period	Quarters 2-4: Published 10 monthly PPI releases	Published 12 monthly PPI releases	12 monthly PPI releases published as scheduled	Published 12 monthly PPI releases as scheduled		
10.3	Insightful data	Statistical information on CMPI	Number of CMPI releases published	Quarter 1: Published 2 monthly CMPI releases					
			Number of CMPI releases published within one month of the reference period	Quarters 2-4: Published 10 monthly CMPI releases	Published monthly CMPI releases	12 monthly CMPI releases published as scheduled	Published 12 monthly CMPI releases as scheduled		



WP No.	Outcome	Output	Output indicator	Audited actual performance: 2020/21	Audited actual performance: 2021/22	Planned annual target: 2022/23	Actual achievement 2022/23	Deviation from planned target to actual achievement 2022/23	Reasons for deviations
<b>Programme 2: Economic Statistics: (Subprogramme: Price Statistics)</b>									
10.4	Insightful data	Statistical information on XMUVI	Number of XMUVI releases published	Quarter 1: Published 3 monthly XMUVI releases					
			Number of XMUVI releases published within two months of the reference period	Quarters 2-4: Published 9 monthly XMUVI releases	Published monthly XMUVI releases	12 monthly XMUVI releases published as scheduled	Published 12 monthly XMUVI releases as scheduled		
10.5		Residential Property Price Index (RPPI) report	Number of reports with experimental Residential Property Price Indices compiled	Published PPI with updated weights	Published CPI with updated weights	1 report with experimental Residential Property Price Indices compiled by December 2022	Achieved late. Published report as a discussion document with experimental Residential Property Price Indices in March 2023	Later than scheduled	Due to internal processes

WP No.	Outcome	Output	Output indicator	Audited actual performance: 2020/21	Audited actual performance: 2021/22	Planned annual target: 2022/23	Actual achievement 2022/23	Deviation from planned target to actual achievement 2022/23	Reasons for deviations
<b>Programme 2: Economic Statistics: (Subprogramme: Private Financial Statistics)</b>									
11.1	Insightful data	Statistical information on financial statistics of private sector enterprises	Number and timeliness of quarterly releases on financial statistics of private sector enterprises published with a quarterly lag	Quarter 1: Not achieved. The quarterly release was not published					
				Quarters 2-4: Published 3 quarterly releases on financial statistics of private sector enterprises	Published 5 quarterly releases on financial statistics of private sector enterprises	4 quarterly releases on financial statistics of private sector enterprises published as scheduled	Published 4 quarterly releases on financial statistics of private sector enterprises as scheduled		
11.2			Number of annual releases on financial statistics of the private sector published	Published annual release on financial statistics of private sector enterprises 2019	Published annual release on financial statistics of private sector enterprises 2020	1 annual release on financial statistics 2021 published by December 2022	Published annual release on financial statistics 2021 as scheduled		
11.3		Discussion document on capital expenditure	Number of discussion documents on capital expenditure published	Compiled discussion document on the quarterly capital expenditure of the private sector	Not achieved. Compiled discussion document on the quarterly capital expenditure of the private sector. The document was not published as scheduled	2 discussion documents on the quarterly capital expenditure published	Published 2 discussion documents on the quarterly capital expenditure as scheduled		


WP No.	Outcome	Output	Output indicator	Audited actual performance: 2020/21	Audited actual performance: 2021/22	Planned annual target: 2022/23	Actual achievement 2022/23	Deviation from planned target to actual achievement 2022/23	Reasons for deviations
<b>Programme 2: Economic Statistics: (Subprogramme: Government Financial Statistics)</b>									
12.1	Insightful data	Statistical information on general government expenditure	Number of releases on the financial statistics of national government with audited data published	Published annual release on the financial statistics of national government with audited data	Published annual release on the financial statistics of national government with audited data	1 annual release on the financial statistics of national government with audited data published by June 2022	Published annual release on the financial statistics of national government with audited data as scheduled		
12.2			Number of releases on the financial census of municipalities published	Published annual release on the financial census of municipalities	Published annual release on the financial census of municipalities	1 annual release on the financial census of municipalities published by July 2022	Published annual release on the financial census of municipalities as scheduled		
12.3			Number of releases on the capital expenditure of the public sector published	Published annual release on capital expenditure of the public sector	Published annual release on capital expenditure of the public sector	1 annual release on the capital expenditure of the public sector published by October 2022	Published annual release on the capital expenditure of the public sector as scheduled		
12.4			Number of releases on the financial statistics of extra-budgetary accounts and funds with audited data published	Published annual release on financial statistics of extra-budgetary accounts and funds with audited data	Published annual release on financial statistics of extra-budgetary accounts and funds with audited data	1 annual release on the financial statistics of extra-budgetary accounts and funds with audited data published by August 2022	Published annual release on financial statistics of extra-budgetary accounts and funds with audited data as scheduled		

WP No.	Outcome	Output	Output indicator	Audited actual performance: 2020/21	Audited actual performance: 2021/22	Planned annual target: 2022/23	Actual achievement 2022/23	Deviation from planned target to actual achievement 2022/23	Reasons for deviations
<b>Programme 2: Economic Statistics: (Subprogramme: Government Financial Statistics)</b>									
12.5	Insightful data	Statistical information on general government expenditure	Number of releases on the financial statistics of provincial government with audited data published	Published annual release on financial statistics of provincial government with audited data	Published annual release on the financial statistics of provincial government with audited data	1 annual release on the financial statistics of provincial government with audited data published by September 2022	Published annual release on the financial statistics of provincial government with audited data as scheduled		
12.6			Number of releases on the financial statistics of higher education institutions with audited data published	Published annual release on the financial statistics of higher education institutions with audited data	Published annual release on the financial statistics of higher education institutions with audited data	1 annual release on the financial statistics of higher education institutions with audited data published by October 2022	Published annual release on the financial statistics of higher education institutions with audited data as scheduled		
12.7			Number of releases on the financial statistics of consolidated general government with audited data published	Published annual release on the financial statistics of consolidated general government with audited data	Published annual release on the financial statistics of consolidated general government with audited data	1 annual release on the financial statistics of consolidated general government with audited data published by November 2022	Published annual release on the financial statistics of consolidated general government with audited data as scheduled		


WP No.	Outcome	Output	Output indicator	Audited actual performance: 2020/21	Audited actual performance: 2021/22	Planned annual target: 2022/23	Actual achievement 2022/23	Deviation from planned target to actual achievement 2022/23	Reasons for deviations
<b>Programme 2: Economic Statistics: (Subprogramme: Government Financial Statistics)</b>									
12.8	Insightful data	Statistical information on financial statistics of municipalities	Number of releases on financial statistics of municipalities published with a quarterly lag	Quarter 1: Not achieved. The quarterly release was not published					
			Number of releases on the financial statistics of municipalities published with four-month lag	Quarters 2-4: Published 3 quarterly releases on financial statistics of municipalities	Published 5 quarterly releases on financial statistics of municipalities	4 quarterly releases on financial statistics of municipalities published	Published 4 quarterly releases on financial statistics of municipalities as scheduled		
12.9		Statistical information on non-financial statistics of municipalities	Number of releases on the non-financial census of municipalities published			1 annual release on the non-financial census of municipalities published by March 2023	Published annual release on the non-financial census of municipalities in July 2022	Earlier than scheduled	Due to reprioritisation
12.10		Research report on feasibility study for QFSSM administrative data	Number of research reports on the feasibility study for QFSSM administrative data compiled	Compiled research report on time series data for LGI surveys		1 research report on feasibility study for QFSSM administrative data compiled by March 2023	Compiled research report on feasibility study for QFSSM administrative data as scheduled		
12.11		Research report on inclusion of TVET	Number of research reports on the inclusion of TVET in HEI release compiled			1 research report on the inclusion of the TVET in the HEI release compiled by March 2023	Compiled research report on the inclusion of the TVET in the HEI release as scheduled		

WP No.	Outcome	Output	Output indicator	Audited actual performance: 2020/21	Audited actual performance: 2021/22	Planned annual target: 2022/23	Actual achievement 2022/23	Deviation from planned target to actual achievement 2022/23	Reasons for deviations
<b>Programme 2: Economic Statistics: (Subprogramme: National Accounts)</b>									
13.1	Insightful data	Statistical information on GDP	Number of GDP releases published	Published quarterly GDP releases	Published quarterly GDP releases as scheduled	4 quarterly releases on GDP published as scheduled	Published 4 quarterly releases on GDP as scheduled		
13.2		Research report on national accounts	Number of research reports to improve existing statistics compiled	Compiled research report on reviewing and improving data sources	Compiled research report on reviewing and improving data sources	1 research report on reviewing and improving data sources compiled by March 2023	Compiled research report on reviewing and improving data sources as scheduled		
13.3		Statistical information on tourism satellite accounts	Number of reports on tourism satellite accounts published	Not achieved. A report on tourism satellite accounts was not compiled	Published tourism satellite accounts	1 report on tourism satellite accounts published by March 2023	Published report on tourism satellite accounts as scheduled		
13.4		Statistical information on economic environmental accounts (EEA)	Number of reports on EEA as part of the Natural Capital Accounting series published	Published report on EEA statistics	Published report on EEA statistics	1 report on EEA as part of the NCA series published by March 2023	Published report as a discussion document on EEA as part of the NCA series as scheduled		
13.5		Research report on Natural Capital Accounting (NCA)	Number of research reports on Natural Capital Accounting compiled			1 research report to expand the coverage of NCA series compiled by March 2023	Compiled research report to expand the coverage of NCA series as scheduled		









### 3.3 Programme 3: Population and Social Statistics

**Programme purpose:** Produce population and social statistics to inform evidence-based socio-economic development.

#### Objectives:

Sustain national population and social indicators to inform evidence-based planning, monitoring and decision-making for use by the public and private sectors by:

- o Publishing quarterly and annual statistical information on the labour market, and on employment and earnings in the formal and informal sectors;
- o Publishing monthly and annual statistical information on vital registrations based on administrative sources;
- o Publishing annual and periodic statistical information on poverty levels, living conditions, service delivery, population dynamics and demographic trends; and
- o Improving the measurement of social indicators through the application of internationally recognised standards and practices on an ongoing basis.

**Linking programmes with strategic outcomes and objectives:** Programme 3 contributes to the following strategic outcome.





#### Insightful data

- a) Put stakeholders at the centre to increase usage and trust
- b) Sustain the quality of national indicators
- c) Deepen statistical analysis for new insights
- d) Explore the use of alternative data sources



## Overall programme performance:

Population and Social Statistics achieved 89,1% of its annual targets of which 49,1% were achieved as scheduled and 40,0% were achieved later than scheduled. 10,9% of targets were not achieved.



## Subprogrammes:

**Programme Management for Population and Social Statistics** provides strategic direction and leadership to the programme. Key activities in 2022/23 included signing-off of statistical releases and reports, monitoring the implementation of the population and social statistics strategy, and maintaining relations with key partners in the national statistics system. This programme contributed to informing social and economic development planning, monitoring and decision-making by providing relevant, timely and accurate statistical information on living conditions, population dynamics, vital events, employment, crime and poverty levels.

**Demographic and Population Statistics** publishes population statistics, demographic trends and mid-year population estimates collected through population censuses and surveys, and from other administrative sources. Key outputs included **2** published documents on mid-year population estimates at national, provincial, district and local municipal levels, and **1** report on natural demographic processes. The development of Census 2022 input and output content was not completed due to internal processes and will continue in 2023/24. A report on the assessment of alternative data sources for migration statistics was not compiled due to dependency on external stakeholders for the sharing of administrative data. The target will be discontinued. In addition, a report on Harmonisation of Migration Statistics Concepts, Definitions and Data Sources in SA was compiled.

**Health and Vital Statistics** publishes statistics on births, deaths, marriages, divorces, tourism and migration based on administrative records. Key outputs included **16** published releases/reports consisting of 12 monthly releases and 1 annual report on international tourism, annual releases on recorded live births and marriages and divorces, and a thematic report on health. Eight monthly releases and the annual report on international tourism were published later than scheduled due to data challenges. The annual release on recorded live births was published later than scheduled due to data challenges. The mortality and causes of death releases for 2019 and 2020 were not published due to data dependencies. Work will continue in 2023/24.

**Social Statistics** provides information on living conditions, domestic tourism and crime collected through household surveys. Key outputs included **12** published releases/reports including annual releases on domestic tourism (2), social and household service delivery statistics, development and metro development indicators, marginalised group indicators, victims of crime and governance statistics. Thematic reports published included transport statistics, marginalised groups, gender and child statistics. A technical report on the integration of the national domestic tourism surveys, and a research report on expanding education and child statistics were compiled.

**Labour Statistics** provides information on employment levels in the formal non-agricultural sector, and on labour market trends in South Africa. Key outputs included **9** published releases/reports consisting of quarterly releases on employment and earnings (QES) and labour market information (QLFS) and an annual report on labour market statistics. One QES and 4 QLFS releases were published later than scheduled due to internal processes. A series to cover industry data and vacancy rates was not expanded as scheduled due to the complexity of the activity and resource constraints. The target will be discontinued.

**Poverty and Inequality Statistics** provides information on poverty levels, and household income and expenditure trends in South Africa. Key outputs included **3** published reports on national poverty lines for 2022, a report on food security and a document on SAMPI using the GHS data series. Two survey documents and 3 survey instruments for the Income and Expenditure Survey (IES) were compiled. A discussion document on the introduction of selected external data sources for IIF reporting was not compiled as scheduled due to dependency on external stakeholders for data.

**Response to prioritising women, youth and persons with disabilities:** Published statistical releases on gender, labour market information, and the national poverty line for 2022.

**Strategy to overcome areas of underperformance:** Overall performance of 89,1% does not indicate underperformance. 40% of the targets achieved later than scheduled were due to dependencies on external stakeholders for administrative data. Amendments to the Stats Act will improve accessibility to external data sources.

Actual performance against the work programme is captured in the table below:

WP No.	Outcome	Output	Output indicator	Audited actual performance: 2020/21	Audited actual performance: 2021/22	Planned annual target: 2022/23	Actual achievement 2022/23	Deviation from planned target to actual achievement 2022/23	Reasons for deviations
<b>Programme 3: Population and Social Statistics: (Subprogramme: Demographic and Population Statistics)</b>									
14.1	Insightful data	Statistical information on the changing dynamics of the population	Number of mid-year population estimates published	Published mid-year population estimates at national and provincial level	Published release on mid-year population estimates at national and provincial levels	1 mid-year population estimates release at national level published by July 2022 <sup>3</sup>	Published release on mid-year population estimates at national and provincial levels as scheduled		
14.2			Number of population estimates at district level compiled	Published mid-year population estimates at district level	Published release on mid-year population estimates at district level	1 mid-year population estimates at district level compiled by October 2022	Compiled mid-year population estimates at district level as scheduled		
14.3		Report on demographic and population statistics	Number of reports on natural demographic processes compiled			1 report on natural demographic processes compiled by March 2023	Compiled report on natural demographic processes as scheduled		
14.4		Report on demographic and population statistics	Percentage of Census 2022 input and output content developed	Reviewed 100% Census 2022 instruments	Developed 100% Census 2021 input content	100% Census 2022 input and output content developed by December 2022	Not achieved. Development of Census 2022 input and output content was not completed	Work will continue in 2023/24	Due to internal processes
14.5		Report on migration statistics	Number of assessment reports on migration statistics published	Published a technical report on demography and population science	Compiled concept note on the migration profile report	1 report on the assessment of alternative data sources for migration statistics published by March 2023	Not achieved. A report on the assessment of alternative data sources for migration statistics was not compiled	Compiled a report on "Harmonisation of Migration Statistics Concepts, Definitions and Data Sources in SA"	Due to data challenges

<sup>3</sup> WP Error: Target should be 1 mid-year population estimate [release](#) at national [and provincial levels](#) published by July 2022.

WP No.	Outcome	Output	Output indicator	Audited actual performance: 2020/21	Audited actual performance: 2021/22	Planned annual target: 2022/23	Actual achievement 2022/23	Deviation from planned target to actual achievement 2022/23	Reasons for deviations
<b>Programme 3: Population and Social Statistics: (Subprogramme: Health and Vital Statistics)</b>									
15.1	Insightful data	Statistical information on international tourism	Number of releases on international tourism published one month after the reference period	Published 12 monthly releases on international tourism	Published monthly releases on international tourism	12 monthly releases on international tourism published as scheduled	Published 12 monthly releases on international tourism (4 releases as scheduled)	Published 8 releases later than scheduled	Due to data challenges
15.2			Number of reports on international tourism published	Published annual report on international tourism	Published annual report on international tourism	1 annual report on international tourism published by April 2022	Published annual report on international tourism in June 2022	Later than scheduled	Due to the impact of COVID-19 on data collection
15.3		Statistical information on vital statistics	Number of releases on vital statistics (births) published	Published annual release on recorded live births (2019)	Published annual release on recorded live births (2020)	1 annual release on recorded live births (2021) published by October 2022	Published annual release on recorded live births (2021) in December 2022	Later than scheduled	Due to dependency on external stakeholder
15.4			Number of releases on vital statistics (deaths) published	Not achieved. The annual release on mortality and causes of death (2019) was not published	Not achieved. The annual release on mortality and causes of death (2019) was not published	1 annual release on mortality and causes of death (2019/2020) published by March 2023 <sup>4</sup>	Not achieved. Annual releases for 2019 and 2020 were not published	Work will continue in 2023/24	Due to data dependencies

<sup>4</sup> WP Error: Target should be 2 annual releases on mortality and causes of death for 2019 and 2020.

WP No.	Outcome	Output	Output indicator	Audited actual performance: 2020/21	Audited actual performance: 2021/22	Planned annual target: 2022/23	Actual achievement 2022/23	Deviation from planned target to actual achievement 2022/23	Reasons for deviations
<b>Programme 3: Population and Social Statistics: (Subprogramme: Health and Vital Statistics)</b>									
15.5	Insightful data	Statistical information on vital statistics	Number of releases on vital statistics (marriages and divorces) published	Published annual release on marriages and divorces (2019)	Published annual release on marriages and divorces (2020)	1 annual release on marriages and divorces (2021) published by February 2023	Published annual release on marriages and divorces (2021) as scheduled		
15.6		Statistical information on health	Number of health thematic reports published	Published annual report on health statistics	Published annual report on health statistics	1 thematic report on health published by March 2023	Published thematic report on health as scheduled		

WP No.	Outcome	Output	Output indicator	Audited actual performance: 2020/21	Audited actual performance: 2021/22	Planned annual target: 2022/23	Actual achievement 2022/23	Deviation from planned target to actual achievement 2022/23	Reasons for deviations
<b>Programme 3: Population and Social Statistics: (Subprogramme: Social Statistics)</b>									
16.1	Insightful data	Statistical information on domestic tourism	Number of releases on domestic tourism statistics published	Published annual release on domestic tourism statistics	Not achieved. The release on domestic tourism statistics was not published	1 annual release on domestic tourism statistics published by October 2022	Published annual release on domestic tourism statistics in December 2022	Later than scheduled	Due to the impact of COVID-19 on data collection
16.2		Technical report on domestic tourism	Number of reports on domestic tourism statistics improved	Compiled technical report on the integration of the national Domestic Tourism Surveys	Compiled technical report on the integration of the national Domestic Tourism Surveys	1 technical report on the integration of the national Domestic Tourism Surveys compiled by March 2023 <sup>5</sup>	Compiled technical report on the integration of the national Domestic Tourism Surveys as scheduled		
16.3		Statistical information on transport	Number of thematic reports on transport statistics published	Published release on transport statistics	Published 9 releases on transport statistics	1 thematic report on transport statistics published by March 2023	Published thematic report on transport statistics as scheduled		
16.4		Statistical information on household service delivery	Number of releases on social and household service delivery statistics published	Published annual release on social and household service delivery statistics	Published annual release on social and household service delivery statistics	1 annual release on social and household service delivery statistics published by May 2022	Published annual release on social and household service delivery statistics in June 2022	Later than scheduled	Due to the impact of COVID-19 on data collection

<sup>5</sup> WP Error: Table 1: 1 technical report on the integration of the [Stats SA and SAT](#) Domestic Tourism Surveys compiled.



WP No.	Outcome	Output	Output indicator	Audited actual performance: 2020/21	Audited actual performance: 2021/22	Planned annual target: 2022/23	Actual achievement 2022/23	Deviation from planned target to actual achievement 2022/23	Reasons for deviations
<b>Programme 3: Population and Social Statistics: (Subprogramme: Social Statistics)</b>									
16.5	Insightful data	Development indicators publication	Number of releases on development indicators published	Published annual release on development indicators	Published annual release on development indicators	1 annual release on development indicators published by May 2022	Published annual release on development indicators in June 2022	Later than scheduled	Due to the impact of COVID-19 on data collection
				Published annual release on metro development indicators	Published annual release on metro development indicators	1 annual release on metro development indicators published by May 2022	Published annual release on metro development indicators in June 2022	Later than scheduled	Due to the impact of COVID-19 on data collection
16.6		Statistical information on marginalised groups	Number of reports on marginalised groups published	Published statistical report on marginalised groups indicators	Published annual release on marginalised groups indicators	1 annual report on marginalised groups indicators published by February 2023	Published annual report on marginalised groups indicators as scheduled		
				Published annual release (Series 4) on the elderly	Published annual release (Series 5)	1 annual thematic report on marginalised groups published: (Series 6) by March 2023	Published annual thematic report on marginalised groups (Series 6) as scheduled		
16.7		Statistical information on gender	Number of thematic reports on gender published	Published annual release on gender (Series 7)	Published annual release on gender (Series 8)	1 annual thematic report on gender (Series 9) published by September 2022	Published annual thematic report on gender (Series 9) in October 2022	Later than scheduled	Due to skills constraints


WP No.	Outcome	Output	Output indicator	Audited actual performance: 2020/21	Audited actual performance: 2021/22	Planned annual target: 2022/23	Actual achievement 2022/23	Deviation from planned target to actual achievement 2022/23	Reasons for deviations
<b>Programme 3: Population and Social Statistics: (Subprogramme: Social Statistics)</b>									
16.8	Insightful data	Statistical information on crime, safety and security	Number of releases on crime, safety and security statistics published	Published annual release on victims of crime statistics	Published annual release on victims of crime statistics	1 annual release on victims of crime statistics published by August 2022	Published annual release on victims of crime statistics as scheduled		
16.9		Statistical information on governance	Number of releases on governance statistics published	Published annual release on governance statistics		1 annual release on governance statistics published by October 2022	Published annual release on governance statistics as scheduled		
16.10		Research report on alternative data sources on education and child statistics	Number of research reports on expanding education and child statistics compiled	Compiled research report on alternative data sources on education data	Compiled research report on alternative data sources on education data	1 research report on expanding education and child statistics compiled by March 2023 <sup>6</sup>	Compiled research report on expanding education and child statistics as scheduled		
16.11		Statistical information on child statistics	Number of thematic reports on child statistics published			1 annual thematic report on child statistics (Series 1) published by February 2023	Compiled report on child statistics (Series 1) as scheduled		


<sup>6</sup> WP Error: Table 1: 1 research report on [alternative data sources on education and child statistics](#) compiled.

WP No.	Outcome	Output	Output indicator	Audited actual performance: 2020/21	Audited actual performance: 2021/22	Planned annual target: 2022/23	Actual achievement 2022/23	Deviation from planned target to actual achievement 2022/23	Reasons for deviations
<b>Programme 3: Population and Social Statistics: (Subprogramme: Labour Statistics)</b>									
17.1	Insightful data	Statistical information on employment and earnings releases	Number of releases on employment and earnings published 12 weeks after the reference month	Published 4 quarterly releases on employment and earnings	Published 4 quarterly releases on employment and earnings	4 quarterly releases on employment and earnings published as scheduled	Published 4 quarterly releases on employment and earnings	Published Q2 release later than scheduled	Due to data challenges
17.2		Series to cover industry data and vacancy rate	Number of series to cover industry data and vacancy rate expanded	Not achieved. A discussion document on the vacancy rate survey was not compiled	Not achieved. A series to cover industry data and vacancy rates was not compiled. Compiled discussion document on vacancy rate survey	1 series to cover industry data and vacancy rates expanded by March 2023	Not achieved. A series to cover industry data and vacancy rates was not expanded	The target will be discontinued	Due to the complexity of the activity
17.3		Statistical information on labour market releases	Number of releases on labour market information published 4 weeks after the end of the quarter (last publication will be released 8 weeks after the end of the quarter)	Published 4 quarterly releases on labour market information	Published 4 quarterly releases on labour market information as scheduled	4 quarterly releases on labour market information published as scheduled	Published 4 quarterly releases on labour market information	Published 4 quarterly releases later than scheduled	Due to data challenges
17.4			Number of reports on labour market statistics published	Published annual report on labour market dynamics in South Africa	Not achieved. The annual report on labour market statistics was not published	1 annual report on labour market statistics published by November 2022	Published annual report on labour market statistics in March 2023	Later than scheduled	Due to internal processes

WP No.	Outcome	Output	Output indicator	Audited actual performance: 2020/21	Audited actual performance: 2021/22	Planned annual target: 2022/23	Actual achievement 2022/23	Deviation from planned target to actual achievement 2022/23	Reasons for deviations
<b>Programme 3: Population and Social Statistics: (Subprogramme: Poverty and Inequality Statistics)</b>									
18.1	Insightful data	Statistical information on poverty and inequality	Number of reports on life circumstances, poverty and inequality published	Published report on national poverty lines for 2020	Published report on national poverty lines for 2021	1 report on national poverty lines for 2022 published by August 2022	Published report on national poverty lines for 2022 as scheduled		
18.2			Number of reports on food security based on GHS data series published	Compiled discussion document on the introduction of an annual SAMPI based on GHS 2019	Published report on subjective poverty based on GHS 2019	1 report on food security using the GHS data series published by February 2023	Published report on food security using the GHS data series in March 2023	Later than scheduled	Due to internal processes
18.3		Documents on Income and Expenditure Survey (IES)	Number of documents on the IES 2022/23 compiled			2 survey documents on the IES 2022/23 compiled by August 2022	Compiled 2 survey documents on the IES 2022/23 as scheduled		
						3 IES survey instruments compiled by August 2022	Compiled 3 IES survey instruments as scheduled		

WP No.	Outcome	Output	Output indicator	Audited actual performance: 2020/21	Audited actual performance: 2021/22	Planned annual target: 2022/23	Actual achievement 2022/23	Deviation from planned target to actual achievement 2022/23	Reasons for deviations
<b>Programme 3: Population and Social Statistics: (Subprogramme: Poverty and Inequality Statistics)</b>									
18.4	Insightful data	Document on SAMPI based on GHS data	Number of documents on SAMPI using the GHS data series published	Compiled discussion document on the introduction of an annual SAMPI based on GHS 2019	Published report on subjective poverty based on GHS	1 document on SAMPI using the GHS data series published by December 2022	Published document on SAMPI using the GHS data series as scheduled		
18.5	Interconnected statistical systems	Discussion document on the introduction of selected external data sources for IIF reporting	Number of discussion documents on the introduction of selected external data sources for IIF reporting compiled	Compiled research report on external data sources for household income and expenditure, poverty and inequality	Compiled report on identified external data source for the production of official poverty and inequality statistics	1 discussion document on the introduction of selected external data sources for IIF reporting compiled by March 2023	Not achieved. A discussion document on the introduction of selected external data sources for IIF reporting was not compiled	Work will continue in 2023/24	Due to dependency on external stakeholders





### 3.4 Programme 4: Methodology and Statistical Infrastructure

**Programme purpose:** Develop standards, statistical frames, methodologies and conduct statistical research.

#### Objectives:

- Improve the quality and methodological soundness of statistical information by researching, developing, applying and reviewing statistical methods, standards, classifications and procedures in the statistical value chain annually;
- Monitor and evaluate the methodological compliance of statistical operations by conducting independent evaluations on statistical practices annually; and
- Ensure complete and accurate sampling frames to enhance the quality of economic and social statistics by maintaining and updating business and geographic information frames annually.

**Linking programmes with strategic outcomes and objectives:** Programme 4 contributes to the following strategic outcomes:



#### Agile operating model

- a) Modernise and innovate business processes across the value chain
- b) Adapt/adopt international frameworks and standards
- c) Leverage statistical infrastructure within the data ecosystem
- d) Reposition and strengthen the methodology function



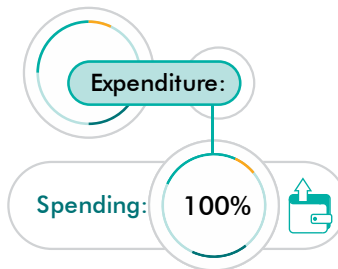
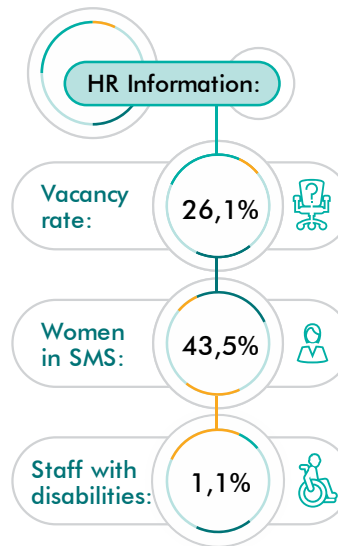
#### Interconnected statistical systems

- a) Deepen and strengthen participation in the NSS
- b) Promote standardisation across the statistical system
- c) Invest in strategic partnerships nationally and globally
- d) Envision the data ecosystem



## Overall programme performance:

Methodology and Statistical Infrastructure achieved 100% of its annual targets as scheduled.





## Subprogrammes:

**Programme Management for Methodology and Statistical Infrastructure** provides strategic direction and leadership to the programme. Key activities in 2022/23 included providing strategic guidance on the development of standards, statistical frames, and methodologies, and monitoring the implementation of the Work Programme. The programme contributes towards achieving the organisational strategic outcomes of agile operating model and interconnected statistical systems. The key deliverables are essential and critical elements that form the support system and foundation of core statistical products.

**Statistical Methods** provides technical expertise and advice on statistical methodologies and practices for producing official statistics. A key output was a report on the Post-enumeration Survey for Census 2022.

**Statistical Standards** develops standards, classifications and definitions for surveys undertaken by the department. A key output was the adoption of an international standard on Institutional Sector Classification.

**Business Register** maintains and improves the sampling frame for economic statistics. A key output was a report on the maintenance of the Statistical Business Register.

**Geography Frames and Services** maintains and improves the frame for geographic information in household surveys and censuses. Key outputs included the production of a Geo-enabled Statistical Frame and the implementation of a Geo-portal for the dissemination of statistical products.

**Survey Monitoring and Evaluation** monitors the quality of statistical operations for surveys and censuses, and conducts independent evaluations. A key output was an assessment report on the application of the Quality Management System (QMS) on the Income and Expenditure Survey.

**Response to prioritising women, youth and persons with disabilities:** Not applicable.

**Strategy to overcome areas of underperformance:** Not applicable.

Actual performance against the work programme is captured in the table below:

WP No.	Outcome	Output	Output indicator	Audited actual performance: 2020/21	Audited actual performance: 2021/22	Planned annual target: 2022/23	Actual achievement 2022/23	Deviation from planned target to actual achievement 2022/23	Reasons for deviations
<b>Programme 4: Methodology and Statistical Infrastructure: (Subprogramme: Statistical Methods)</b>									
19.1	Agile operating model	Post-enumeration Survey (PES) 2022	PES for Census 2022 conducted	Not achieved. The PES was not conducted as scheduled. Work commenced with the development of systems and process flows	Not achieved. The PES was not conducted	1 Post-enumeration Survey (PES) for Census 2022 conducted by March 2023	Conducted PES for Census 2022 as scheduled		
<b>Programme 4: Methodology and Statistical Infrastructure: (Subprogramme: Statistical Standards)</b>									
20.1	Agile operating model	International standard to improve statistical practices	Number of international standards on institutional Sector Classification adopted	Adopted national ecosystem classification for South Africa standard	Adopted international standard on CPC	1 international standard on Institutional Sector Classification adopted by March 2023	Adopted international standard on Institutional Sector Classification as scheduled		
<b>Programme 4: Methodology and Statistical Infrastructure: (Subprogramme: Business Register)</b>									
21.1	Agile operating model	Report on engagement with data source owners to assess the identified source for maintenance of the Statistical Business Register	Number of reports on maintenance of the Statistical Business Register compiled	Compiled concept note on the sustainable supply of additional source/s to update the Statistical Business Register	Compiled report on additional source/s relevant for updating the Statistical Business Register	1 report on maintenance of the Statistical Business Register compiled by March 2023	Compiled report on maintenance of the Statistical Business Register as scheduled		


WP No.	Outcome	Output	Output indicator	Audited actual performance: 2020/21	Audited actual performance: 2021/22	Planned annual target: 2022/23	Actual achievement 2022/23	Deviation from planned target to actual achievement 2022/23	Reasons for deviations
--------	---------	--------	------------------	-------------------------------------	-------------------------------------	--------------------------------	----------------------------	---	------------------------

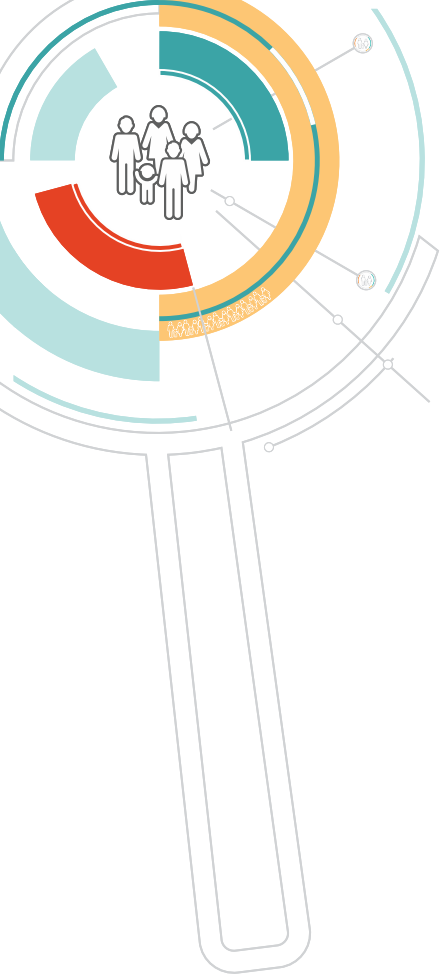
**Programme 4: Methodology and Statistical Infrastructure: (Subprogramme: Geography)**

22.1	Agile operating model	Statistical frame geo-enabled	Number of statistical frames geo-enabled	Adopted GSGF as scheduled	Compiled research report on a layer of output areas	1 statistical frame geo-enabled by March 2023	Geo-enabled statistical frame as scheduled		
22.2		Geo-portal for dissemination of statistical products	Geo-portal for dissemination of statistical products implemented	Developed geospatial management platform for regular surveys and Census as scheduled	Established end-to-end geospatial workflow management platform	1 geo-portal for dissemination of statistical products implemented by March 2023	Implemented geo-portal for dissemination of statistical products as scheduled		

**Programme 4: Methodology and Statistical Infrastructure: (Subprogramme: Survey Monitoring and Evaluation)**

23.1	Agile operating model	Report on the application of the quality management system (QMS)	Number of assessment reports on the application of the QMS reviewed	The assessment report on QMS was not compiled as scheduled	Compiled report on the updated quality management system	1 assessment report on the application of the QMS reviewed by March 2023	Compiled assessment report on the application of the QMS on the IES as scheduled		
------	-----------------------	--	---	--	--	--	--	--	--






### 3.5 Programme 5: Statistical Support and Informatics

**Programme purpose:** Enables statistical production through technology and promotes the use of statistics.

#### Objectives:

- Modernise business processes by building enterprise architecture and applying emerging technologies for data collection and processing, and the dissemination of statistical information over the medium term.
- Enable the department's production of official statistics by providing a technology infrastructure that is reliable, sustainable and cost effective over the medium term.
- Increase awareness about and the use of official statistics by government and the public on an ongoing basis by reaching out to stakeholders and responding to user enquiries; educating users; and improving access to statistical information and making it easier to use.
- Manage external and internal communications on statistical matters by issuing daily, weekly and monthly information updates through the media on an ongoing basis.

**Linking programmes with strategic outcomes and objectives:** Programme 5 contributes to the following strategic outcomes:



#### Insightful data

- a) Put stakeholders at the centre to increase usage and trust
- b) Sustain the quality of national indicators
- c) Deepen statistical analysis for new insights
- d) Explore the use of alternative data sources



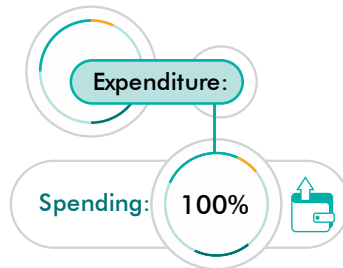
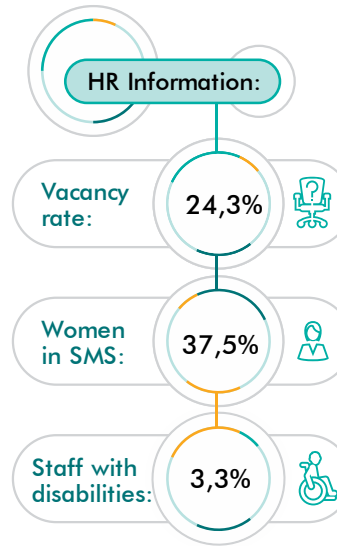
#### Transformed capability

- a) Invest in innovative technologies and ICT infrastructure
- b) Build a versatile and multi-skilled workforce
- c) Invest in capacity building in the data ecosystem
- d) Build a united and diverse organisation that is responsive to a fast-changing environment



## Overall programme performance:

Statistical Support and Informatics achieved 86,7% of its annual targets. 13,3% were not achieved.



## Subprogrammes:

**Programme Management for Statistical Support and Informatics** provides strategic direction and leadership for the programme. Key activities in 2022/23 included leading strategic engagements with external stakeholders on creating an enabling ICT environment to support and enable business operations especially for the census operations, providing strategic guidance on the establishment of an enterprise-wide architecture as a technology platform for the future, and monitoring the implementation of the Work Programme. This programme contributed to the achievement of the strategic outcome *Transformed capability*.

**Advocacy and Dissemination** manages external and internal communication, and increases the use of statistical information through stakeholder engagement and the dissemination of official statistics on various platforms. Key outputs included the re-engineering of Stats SA's website and a report on communication and marketing support provided to Census 2022 and the PES. An evaluation report on Stats SA's position within the data ecosystem was not compiled due to skills constraints. The target will be discontinued.

**Business Modernisation** improves data and information management across the department by modernising the way business is conducted and supported by technology. Key outputs included the establishment of an enterprise architecture domain, the development of applications and systems for Census 2022 and the PES and the upgrading of a business process through the SAS platform.

**Publication Services** provides editing, publishing and distribution services to survey areas. Key outputs included the development of 53 databases within generic data storage.

**Information and Communication Technology** provides technology infrastructure to the department, and supports data management across statistical series. Key outputs included a report on the maintenance of Census 2022 ICT infrastructure and platforms, and the implementation of an ICT Cybersecurity Risk Initiative. An ICT environment upgrade was not completed as scheduled due to dependency on external stakeholders. Work will continue in 2023/24.

**Analytical Studies** provides integrative statistical advice and support to policy planners and development practitioners, and participates in knowledge research and innovation on key development themes. Key outputs included 2 research reports on spatial analysis.

**Response to prioritising women, youth and persons with disabilities:** Not applicable.

**Strategy to overcome areas of underperformance:** Not applicable.

Actual performance against the work programme is captured in the table below:


WP No.	Outcome	Output	Output indicator	Audited actual performance: 2020/21	Audited actual performance: 2021/22	Planned annual target: 2022/23	Actual achievement 2022/23	Deviation from planned target to actual achievement 2022/23	Reasons for deviations
<b>Programme 5: Statistical Support and Informatics: (Subprogramme: Advocacy and Dissemination)</b>									
24.1	Insightful data	Report on Stats SA's position in the data ecosystem	Number of evaluation reports on Stats SA within the data ecosystem compiled	Compiled report on the implementation of Stats SA's brand management strategy	Not achieved. The report on positioning Stats SA in the data ecosystem was not compiled	1 evaluation report on Stats SA's position within the data ecosystem compiled by March 2023	Not achieved. An evaluation report on Stats SA's position within the data ecosystem was not compiled	The target will be discontinued	Due to skills constraints
24.2		Stats SA website reengineering	Percentage of Stats SA website re-engineered		Compiled report on Phase 1 of the reengineering of the website	40% of Stats SA website re-engineered (Phase 2) by March 2023	Re-engineered 40% of Stats SA website as scheduled		
24.3	Transformed capability	Report on communication and marketing support for Census 2022 and PES	Percentage of communication and marketing support to Census 2022 and PES	Not achieved. Provided support in preparation for the Census pilot	Not achieved due to the extension of the Census 2022 project. A final report on support provided to be completed in 2022/23	100% communication and marketing support to Census 2022 and PES by March 2023	Compiled report on support provided to Census 2022 and PES as scheduled		

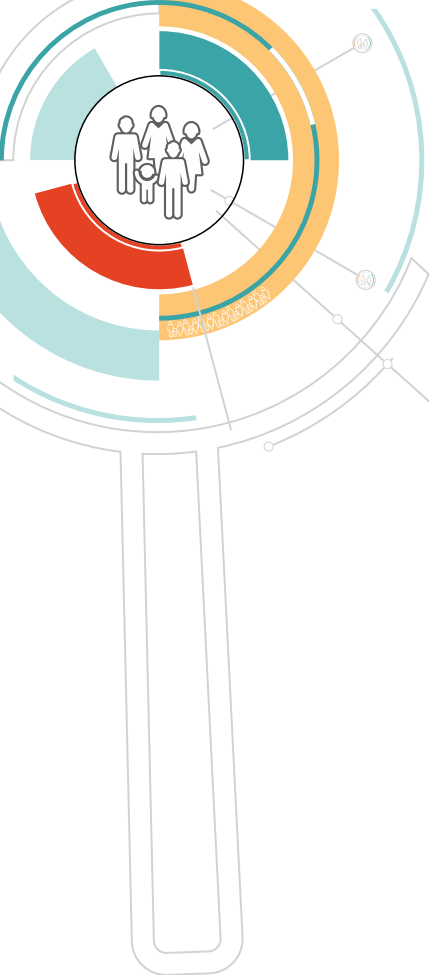


WP No.	Outcome	Output	Output indicator	Audited actual performance: 2020/21	Audited actual performance: 2021/22	Planned annual target: 2022/23	Actual achievement 2022/23	Deviation from planned target to actual achievement 2022/23	Reasons for deviations
<b>Programme 5: Statistical Support and Informatics: (Subprogramme: Business Modernisation)</b>									
25.1	Transformed capability	Enterprise architecture	Number of enterprise architecture domains established		Established 2 enterprise architecture domains (business and data)	1 enterprise architecture domain established by March 2023	Established 1 enterprise architecture domain as scheduled		
25.2		Applications and systems for Census 2022 and the Post-enumeration Survey	Percentage of applications and systems for Census 2022 and PES processes developed	Developed 100% applications and systems for the pilot Census	Developed 100% applications and systems for Census 2022 processes	100% applications and systems for Census 2022 and PES processes developed by March 2023	Developed 100% applications and systems for Census 2022 and PES as scheduled		
25.3	Agile operating model	Modernise and/or bring innovation in one business process to support the statistical value chain	Number of business processes modernised			1 business process modernised by March 2023	Modernised 1 business process as scheduled		
<b>Programme 5: Statistical Support and Informatics: (Subprogramme: Publication Services)</b>									
26.1	Insightful data	Databases within generic data storage developed and linked to dissemination tools	Number of databases to interface between generic data storage and dissemination tools developed	Developed 78 databases within generic data storage by March 2021	Developed 50 databases within generic data storage	50 databases within generic data storage developed by March 2023	Developed 53 databases within generic data storage	Developed 3 additional databases	The target of 50 was an estimate

WP No.	Outcome	Output	Output indicator	Audited actual performance: 2020/21	Audited actual performance: 2021/22	Planned annual target: 2022/23	Actual achievement 2022/23	Deviation from planned target to actual achievement 2022/23	Reasons for deviations
<b>Programme 5: Statistical Support and Informatics: (Subprogramme: Information and Communication Technology)</b>									
27.1	Transformed capability	ICT environment upgrade initiatives	Number of ICT environment upgrade initiatives	Upgraded ICT environment with implementation of the SIEM solution	Not achieved. An ICT environment upgrade was not completed	1 ICT environment upgrade initiative (Phase 2) implemented by March 2023	Not achieved. Testing of systems is in progress	Work will continue in 2023/24	Due to dependency on external stakeholder
27.2		ICT risk Cybersecurity report	Number of ICT risk environment initiatives implemented		Not achieved. 4 ICT governance and security awareness reports were not compiled	1 ICT Cybersecurity risk initiative implemented by March 2023	Implemented ICT Cybersecurity risk initiative as scheduled		
27.3		Census 2022 ICT infrastructure platforms (built and tested)	Percentage of Census 2022 ICT infrastructure and platforms maintained	Not achieved. The provision of infrastructure platforms for Census 2022 was not completed	Compiled report on 100% maintenance of Census 2022 infrastructure and platforms	100% Census 2022 ICT infrastructure and platforms maintained by March 2023	Maintained 100% Census 2022 ICT infrastructure and platforms as scheduled		
<b>Programme 5: Statistical Support and Informatics: (Subprogramme: Analytical Studies)</b>									
28.1	Insightful data	Spatial analysis research reports	Number of research reports on spatial analysis compiled	Compiled 2 research reports	Compiled 2 research reports on spatial analysis	2 research reports on spatial analysis compiled by March 2023	Compiled 2 research reports on spatial analysis as scheduled		







### 3.6 Programme 6: Statistical Operations and Provincial Coordination

**Programme purpose:** Collects and processes data, and interacts with stakeholders and users at provincial and local levels.

#### Objectives:


- Provide integrated data collection services, and disseminate quality statistics to provincial and local stakeholders and the public by ensuring an average annual response rate of 85%;
- Expand the statistical information base for use by government, the private sector and the public by conducting a population census every 10 years, and large-scale population surveys between censuses;
- Ensure the efficiency and effectiveness of survey operations conducted by the department by coordinating household survey operations to ensure an average annual response rate of 85%; and
- Improve the quality and timeliness of the editing and processing of statistical data by administering a common data processing platform for censuses, household surveys, administrative records and ad hoc survey data over the medium term.

**Linking programmes with strategic outcomes and objectives:** Programme 6 contributes to the following strategic outcomes:



#### Agile operating model

- a) Modernise and innovate business processes across the value chain
- b) Adapt/adapt international frameworks and standards
- c) Leverage statistical infrastructure within the data ecosystem
- d) Reposition and strengthen the methodology function



#### Transformed capability

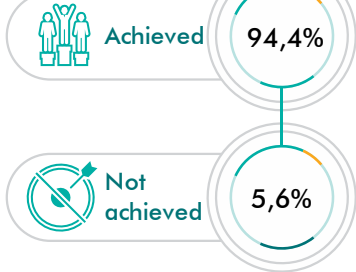
- a) Invest in innovative technologies and ICT infrastructure
- b) Build a versatile and multi-skilled workforce
- c) Invest in capacity building in the data ecosystem
- d) Build a united and diverse organisation that is responsive to a fast-changing environment



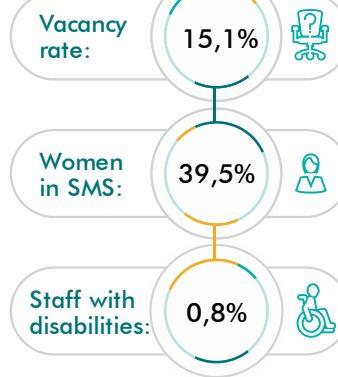
## Overall programme performance:

Statistical Operations and Provincial Coordination achieved 94,4% of its annual targets as scheduled. 5,6% were not achieved.

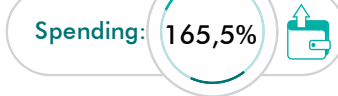
### Performance: Annual targets:



### HR Information:



### Expenditure:



## Subprogrammes:

**Programme Management** for Statistical Operations and Provincial Coordination provides strategic direction and leadership to the programme. Key activities in 2022/23 included providing strategic guidance on improving integrated field operations, leading data collection of Census 2022 in the provinces, addressing the backlog in data operations, and monitoring the implementation of the Work Programme. The programme contributes towards achieving the organisational strategic outcome of agile operating model. The key deliverables are essential and critical elements of the statistical value chain.

**Provincial and District Offices** provides integrated data collection and dissemination services, and promotes the use and coordination of official statistics to provincial and local stakeholders. Key outputs included 9 provincial reports on Census 2022 data collection, a report on the piloting of the Integrated Fieldwork Operations Model and the development of a Census 2022 Dissemination Plan.

**Data Operations** manages the processing and editing of census, survey and administrative data. Key outputs included reports on the implementation of business processes (Phase 1) and the processing of Census 2022 and the Mortality and Causes of Death data for 2019. Data processing for the Mortality and Causes of Death for 2020 was not completed as scheduled due to dependency on an external stakeholder for relevant data.

**Household Surveys and Censuses** conducts periodic population censuses and large-scale population surveys, and coordinates and integrates collection activities across household surveys. Census 2022 data collection was extended and concluded in May 2022. Key outputs included an evaluation report on Census 2022 field operations, and national reports on digital data collection for household surveys and the development of quality assurance tools.

**Response to prioritising women, youth and persons with disabilities:** Not applicable.

**Strategy to overcome areas of underperformance:** Not applicable.

Actual performance against the work programme is captured in the table below:


WP No.	Outcome	Output	Output indicator	Audited actual performance: 2020/21	Audited actual performance: 2021/22	Planned annual target: 2022/23	Actual achievement 2022/23	Deviation from planned target to actual achievement 2022/23	Reasons for deviations
<b>Programme 6: Statistical Operations and Provincial Coordination: (Subprogramme: Provinces)</b>									
29.1	Agile operating model	Report on integrated fieldwork operations pilot	Number of reports on integrated fieldwork operations model compiled	Compiled proposal for integrated fieldwork to streamline statistical operations	Approved proposal for integrated fieldwork to streamline statistical operations	1 report on integrated fieldwork operations model pilot compiled by March 2023	Compiled report on integrated fieldwork operations model pilot as scheduled		
29.2		Population Census 2022	Number of reports on Census 2022 data collection compiled	Not achieved. Reports on Census pilot data collection were not compiled	Compiled 9 reports on Census 2021 data collection pilot	9 provincial reports on Census 2022 data collection compiled by June 2022	Compiled 9 provincial reports on Census 2022 data collection	Compiled 4 reports later than scheduled in Q2	Due to the extension of data collection for Census 2022 and internal processes
29.3		Census 2022 dissemination plan	Number of reports on Census 2022 dissemination plans developed		Not achieved. 9 provincial field reports on Census 2022 data collection were not compiled due to the extension of the Census 2022 project	1 Census 2022 dissemination plan developed by March 2023	Developed Census 2022 dissemination plan as scheduled		




WP No.	Outcome	Output	Output indicator	Audited actual performance: 2020/21	Audited actual performance: 2021/22	Planned annual target: 2022/23	Actual achievement 2022/23	Deviation from planned target to actual achievement 2022/23	Reasons for deviations
<b>Programme 6: Statistical Operations and Provincial Coordination: (Subprogramme: Data Operations)</b>									
30.1	Agile operating model	Report on business processes implemented	Number of reports on business processes implemented	Compiled concept note on multimode data operation approaches	Compiled report on business processes tested (Phase 1)	1 report on the implementation of business processes (Phase 1) compiled by March 2023	Compiled report on the implementation of business processes (Phase 1) as scheduled		
30.2		Data processing report	Number of reports on Census 2022 and PES data processed	Not achieved. A report on the processing of Census pilot data was not compiled	Compiled report on Census 2022 pilot data processed	1 report on Census 2022 and PES data processed by March 2023	Compiled report on Census 2022 data processed	PES data processing was done in real time during collection	Not applicable
30.3		Report on processing of Causes of Death data	Percentage death notification forms processed				100% death notification forms (2019) processed by September 2022	Processed 100% death notification forms (2019) in February 2023	Later than scheduled
						100% death notification forms (2020) processed by October 2022	Not achieved. Data processing was completed and coding is in progress	Work will continue in 2023/24	Due to dependency on external stakeholder

WP No.	Outcome	Output	Output indicator	Audited actual performance: 2020/21	Audited actual performance: 2021/22	Planned annual target: 2022/23	Actual achievement 2022/23	Deviation from planned target to actual achievement 2022/23	Reasons for deviations
<b>Programme 6: Statistical Operations and Provincial Coordination: (Subprogramme: Household Surveys and Censuses)</b>									
31.1	Insightful data	Census 2022 evaluation report	Number of evaluation reports on Census 2022 field operations compiled	Not achieved. A debriefing report on Census 2021 pilot was not compiled due to the postponement of the pilot	Compiled debriefing report on Census 2022 pilot	1 evaluation report on Census 2022 field operations compiled by September 2022	Compiled evaluation report on Census 2022 field operations as scheduled		
31.2		National report on digital data collection for household surveys	Number of national reports on digital data collection for household surveys compiled		Not achieved. A national data collection report on Census 2022 was not compiled due to the extension of the Census project	1 national report on digital data collection for household surveys compiled by March 2023	Compiled national report on digital data collection for household surveys as scheduled		
31.3		National report on quality assurance tools	Number of national reports on quality assurance tools developed	Compiled national report on digital data collection for household surveys	Compiled national report on digital data collection for household surveys	1 national report on quality assurance tools developed by March 2023	Compiled national report on quality assurance tools developed as scheduled		







### 3.7 Programme 7: South African National Statistics System

**Programme purpose:** Develop and coordinate the national statistics system in South Africa.

#### Objectives:


- Ensure that the production of national statistics is based on common statistical standards and principles by providing statistical support and advice, and certifying statistics as official on an ongoing basis;
- Ensure the sharing of statistical information by establishing and providing mechanisms, platforms and criteria for the sharing of data on an ongoing basis; and
- Drive statistical reporting by coordinating the compilation of statistical reports, in line with the integrated indicator framework, on an ongoing basis.

**Linking programmes with strategic outcomes and objectives:** Programme 7 contributes to the following strategic outcomes:



#### Insightful data

- a) Put stakeholders at the centre to increase usage and trust
- b) Sustain the quality of national indicators
- c) Deepen statistical analysis for new insights
- d) Explore the use of alternative data sources



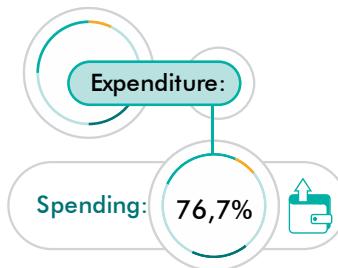
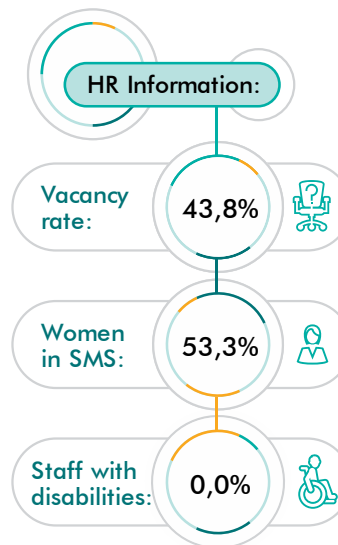
#### Interconnected statistical systems

- a) Deepen and strengthen participation in the NSS
- b) Promote standardisation across the statistical system
- c) Invest in strategic partnerships nationally and globally
- d) Envision the data ecosystem



## Overall programme performance:

The South African National Statistics System achieved 100% of its annual targets of which 94,0% were achieved as scheduled and 6,0% were achieved earlier than scheduled.



## Subprogrammes:

**Programme Management for the South African National Statistics System** provides strategic direction and leadership to the programme. Key outputs included leading the legislative reform process, leading strategic engagements at national and international level on the Sustainable Development Goals programme, providing strategic guidance on the Independent quality assessment programme and monitoring the Work Programme deliverables. This programme contributes to the achievement of the strategic outcomes *Insightful data* and *Interconnected Statistical Systems*.

**Economic Subsystem** coordinates and facilitates the production of economic and environmental statistics in the national statistics system, and provides statistical support and advice to producers of official statistics. Key outputs included a clearance report for the Department of Science and Innovations Research and Experimental Development Survey, a report on the review of the Integrated Indicator Framework (IIF), a memorandum of understanding signed with the COEGA Development Corporation and a research report on the tourism sector for the National Strategy for the Development of Statistics (NSDS).

**Social Subsystem** coordinates and facilitates the production of population and social statistics in the national statistics system, and provides statistical support and advice to producers of official statistics. Key outputs included a clearance report for the SAPS 2021/22 Crime Statistics, a report on the review of the IIF, a memorandum of understanding signed with the Independent Communications Authority of South Africa (ICASA) and a research report on gender statistics for the NSDS.

**Independent Quality Assessment** conducts independent statistical reviews to assess the quality of statistical information, in line with the South African Statistical Quality Assessment Framework, to certify statistics as official. Key outputs included 2 SASQAF quality assessment reports for the Motor Trade Sales Survey and the SAPS Crime Statistics, and a report on the piloting of SASQAF for administrative data sources.

**Statistical Reporting** coordinates the reporting of statistics to fulfil South Africa's statistical reporting obligations. Key outputs included a report on the updating of data values in the IIF, a progress report on the legislative reform process and 17 goal reports on Sustainable Development Goal (SDG) indicators.

**Data and Information Management** coordinates and manages the transfer and sharing of data among entities in the national statistics system. Key outputs included a reports on the updated IIF portal and additional features for the online system for SASQAF assessment and specifications for an online metadata repository for indicators.

**Response to prioritising women, youth and persons with disabilities:** Not applicable.

**Strategy to overcome areas of underperformance:** Not applicable.

Actual performance against the work programme is captured in the table below:

WP No.	Outcome	Output	Output indicator	Audited actual performance: 2020/21	Audited actual performance: 2021/22	Planned annual target: 2022/23	Actual achievement 2022/23	Deviation from planned target to actual achievement 2022/23	Reasons for deviations
<b>Programme 7: South African National Statistics System: (Subprogramme: Economic Subsystem)</b>									
32.1	Insightful data	Clearance report for economic statistics subsystem	Number of clearance reports for economic statistics subsystem compiled	Compiled clearance report for the Department of Science and Innovation's 2018/19 Research and Development Survey	Compiled clearance report for the Department of Science and Technology R&D Survey	1 clearance report for economic statistics subsystem compiled by March 2023	Compiled clearance report for economic statistics subsystem as scheduled		
32.2		Integrated indicator framework (IIF)	Number of reports on integrated indicator framework (IIF) for economic statistics subsystem reviewed	Reviewed the Integrated Indicator Framework based on the Regional Indicative Strategic Development Plan (RISDP) indicators for the environmental sector	Reviewed IIF for economic statistics subsystem	1 report on integrated indicator framework (IIF) for economic statistics subsystem reviewed by March 2023	Compiled report on review of IIF for economic statistics subsystem as scheduled		
32.3		Memorandum of Understanding (MoU)/Service Level Agreement (SLA) for economic statistics subsystem	Number of MoU/SLA for economic statistics subsystem signed	Signed MoU with the South African Reserve Bank to formalise collaboration between Stats SA and the SARB	Signed MoU with the Companies and Intellectual Property Commission (CIPC)	1 MoU/SLA for economic statistics subsystem signed by March 2023	Signed MoU with COEGA Development Corporation in July 2022	Earlier than scheduled	Due to reprioritisation
32.4		Interconnected statistical system	Research report on NSDS	Number of research reports on NSDS for economic statistics subsystem compiled		Developed sector plan on Economic Statistics subsystem	1 research report on NSDS for economic statistics subsystem compiled by March 2023	Compiled research report on NSDS for economic statistics subsystem as scheduled	



WP No.	Outcome	Output	Output indicator	Audited actual performance: 2020/21	Audited actual performance: 2021/22	Planned annual target: 2022/23	Actual achievement 2022/23	Deviation from planned target to actual achievement 2022/23	Reasons for deviations
<b>Programme 7: South African National Statistics System: (Subprogramme: Social Subsystem)</b>									
33.1	Insightful data	Clearance report for social statistics subsystem	Number of clearance reports for social statistics subsystem compiled	Compiled clearance report for the SAPS 2019/20 Crime statistics	Compiled clearance report for the SAPS Crime statistics	1 clearance report for social statistics subsystem compiled by March 2023	Compiled clearance report for social statistics subsystem as scheduled		
33.2		Integrated indicator framework (IIF) for social statistics subsystem	Number of reports on integrated indicator framework (IIF) for social statistics subsystem reviewed	Reviewed the Integrated Indicator Framework based on RISDP indicators for social and peace and justice sectors	Reviewed IIF for Social Statistics subsystem	1 report on integrated indicator framework (IIF) for social statistics subsystem reviewed by March 2023	Compiled report on review of IIF for social statistics subsystem as scheduled		
33.3		MoU/SLA for social statistics subsystem	Number of MoU/SLA for social statistics subsystem signed	Signed MoU with the South African Medical Research Council	Signed MoU with Harambee Youth Employment Accelerator (NPO under the Office of the Presidency)	1 MoU/SLA for social statistics subsystem signed by March 2023	Signed MoU with ICASA in October 2022	Earlier than scheduled	Due to reprioritisation
33.4	Interconnected statistical system	Research report on National Strategy for the Development of Statistics (NSDS)	Number of research reports on NSDS for social statistics subsystem compiled		Developed sector plan on social statistics subsystem	1 research report on NSDS for social statistics subsystem compiled by March 2023	Compiled research report on NSDS for social statistics subsystem as scheduled		

WP No.	Outcome	Output	Output indicator	Audited actual performance: 2020/21	Audited actual performance: 2021/22	Planned annual target: 2022/23	Actual achievement 2022/23	Deviation from planned target to actual achievement 2022/23	Reasons for deviations
<b>Programme 7: South African National Statistics System: (Subprogramme: Independent Quality Assessment)</b>									
34.1	Insightful data	Quality assessment reports	Number of quality assessment reports compiled	Compiled quality assessment report for the Electricity generated and available for distribution survey	Compiled SASQAF quality assessment report for the Financial Statistics of Higher Education release	2 SASQAF quality assessment (applying SASQAF edition 3) reports compiled by March 2023	Compiled SASQAF quality assessment reports for the Motor Trade Sales release and the SAPS quarterly Crime Statistics		
34.2		Report on piloting of SASQAF for administrative data sources	Number of reports on piloting of SASQAF for administrative data sources	Completed review of SASQAF	Piloted SASQAF (edition 3 version 2)	1 SASQAF administrative data source piloted by March 2023	Piloted SASQAF for administrative data sources as scheduled		
<b>Programme 7: South African National Statistics System: (Subprogramme: Statistical Reporting)</b>									
35.1	Insightful data	Integrated indicator framework (IIF)	Number of reports on Integrated Indicator Frameworks (IIF) updated		Updated Integrated Indicator Framework data values	1 report on Integrated Indicator Frameworks (IIF) data values updated by March 2023	Compiled report on updated IIF data values as scheduled		
35.2		Reports on Sustainable Development Goal (SDG) indicators	Number of reports on SDG indicators compiled	Compiled report on legislative reform	Compiled progress report on legislative reform	17 goal reports on SDG indicators compiled by March 2023	Compiled 17 goal reports on SDG indicators as scheduled		
35.3	Interconnected statistical systems	Progress report on legislative reform	Number of progress reports on legislative reform compiled	Compiled report on legislative reform	Compiled progress report on legislative reform	1 progress report on legislative reform compiled by March 2023	Compiled progress report on legislative reform as scheduled		

WP No.	Outcome	Output	Output indicator	Audited actual performance: 2020/21	Audited actual performance: 2021/22	Planned annual target: 2022/23	Actual achievement 2022/23	Deviation from planned target to actual achievement 2022/23	Reasons for deviations
<b>Programme 7: South African National Statistics System: (Subprogramme: Data and Information Management)</b>									
36.1	Insightful data	Integrated Indicator Framework (IIF) dissemination portal	Number of reports on IIF dissemination portal indicators updated	Implemented dissemination portal for the Integrated Indicator Framework	Updated IIF dissemination portal	1 report on IIF dissemination portal updated by March 2023	Compiled report on updated IIF dissemination portal as scheduled		
36.2		Online system for SASQAF self-assessment	Number of reports on additional features to online system for SASQAF self-assessment updated	Developed, launched and implemented online SASQAF Self-Assessment System	Developed online system for SASQAF self-assessment	1 report on additional features to online system for SASQAF self-assessment developed by March 2023	Compiled report on development of additional features to online system for SASQAF self-assessment as scheduled		
36.3	Interconnected statistical systems	Specification for online metadata repository	Number of documents on specifications for online metadata repository developed			1 document on specifications for online metadata repository for indicators developed by March 2023	Developed specifications for online metadata repository for indicators as scheduled		

## LIST OF ABBREVIATIONS AND ACRONYMS

AC	Audit Committee
AFS	Annual Financial Statements
AG	Auditor-General
AGSA	Auditor-General South Africa
BPM	Business Process Management
BSF	Business Sampling Frame
CAPI	Computer-assisted Personal Interview
CATI	Computer-assisted Telephone Interview
CAWI	Computer-assisted Web Interview
CDC	Coega Development Corporation
CDC	Continuous Data Collection
CFO	Chief Financial Officer
CMPI	Construction Materials Price Indices
CoE	Compensation of Employees
CPC	Central Product Classification
CPI	Consumer Price Index
CPS	Continuous Population Survey
CRM	Client Relationship Management
DDG	Deputy Director-General
DDM	District Development Model
DHA	Department of Home Affairs
DPME	Department of Planning, Monitoring and Evaluation

DPSA	Department of Public Service and Administration
DTS	Domestic Tourism Survey
EAP	Employee Assistance Programme
EE	Employment Equity
EEA	Environmental Economic Account
ENE	Estimates of National Expenditure
Exco	Executive Committee
FTSM	Facilities, Transport and Security Management
GBV	Gender-based Violence
GDP	Gross Domestic Product
GDP <sub>e</sub>	Gross Domestic Product (expenditure)
GDP <sub>p</sub>	Gross Domestic Product (production)
GHS	General Household Survey
GIF	Geospatial Information Frame
GPSJS	Governance, Public Safety and Justice System Survey
GSGF	Global Statistical Geospatial Framework
HEI	Higher Education Institutions
HR	Human Resources
HRD	Human Resources Development
HRM	Human Resource Management
ICT	Information and Communication Technology
IDP	Integrated Development Plan
IES	Income and Expenditure Survey
IIA	Institute of Internal Auditors

IIF	Integrated Indicator Framework
IT	Information Technology
LCS	Living Conditions Survey
LCSH	Library of Congress Subject Headings
LGI	Local Government Institutions
MIR	Management Information Repository
MMS	Middle Management Staff
MoU	Memorandum of Understanding
MP	Member of Parliament
MTEF	Medium Term Expenditure Framework
MTSF	Medium Term Strategic Framework
NCA	Natural Capital Accounting
NCA&VES	Natural Capital Accounting and Valuation of Ecosystem Services
NDoH	National Department of Health
NDoT	National Department of Transport
NDP	National Development Plan
NIDS	National Income Dynamics Study
NHTS	National Household Travel Survey
NSDS	National Strategy for the Development of Statistics
NT	National Treasury
NTR	National Treasury Regulations
OoSG	Office of the Statistician-General
PES	Post-enumeration Survey
PFMA	Public Finance Management Act

PMS	Performance Management System
PPI	Producer Price Index
QES	Quarterly Employment Statistics
QFSM	Quarterly Financial Statistics of Municipalities
QLFS	Quarterly Labour Force Survey
QMS	Quality Management System
RISDP	Regional Indicative Strategic Development Plan
SA	South Africa
SAMPI	South African Multi-dimensional Poverty Index
SAMRC	South African Medical Research Council
SANBI	South African National Biodiversity Institute
SANSS	South African National Statistics System
SAPS	South African Police Service
SARB	South African Reserve Bank
SARS	South African Revenue Service
SASQAF	South African Statistical Quality Assessment Framework
SAT	South African Tourism
SDGs	Sustainable Development Goals
SDIP	Service Delivery Improvement Plan
SG	Statistician-General
SIEM	Security Information and Event Management
SMS	Senior Management Staff
SOOD	Strategy, Operations and Organisational Development
Stats SA	Statistics South Africa

SVC	Statistical Value Chain
TB	Tuberculosis
TVET	Technical Vocational Education and Training
UN	United Nations
WP	Work Programme
XMUVIs	Export and Import Unit Value Indices





