

ANNUAL REPORT 2023/24 Book 2



IMPROVING LIVES THROUGH DATA ECOSYSTEMS



stats sa
Department:
Statistics South Africa
REPUBLIC OF SOUTH AFRICA



Enquiries can be directed to:

Celia de Klerk

Chief Director: Strategy, Operations and Organisational Development

Tel: 012 310 8454

Statistics South Africa

Private Bag X44

Pretoria, 0002

Website: www.statssa.gov.za

Email: Info@statssa.gov.za

STATISTICS SOUTH AFRICA

Annual Report: 2023/24

(Book 2)

Statistics South Africa, 2024

Risenga Maluleke, Statistician-General



Annual Report 2023/24: Performance information (Book 2) / Statistics South Africa

Published by Statistics South Africa, Private Bag X44, Pretoria 0001

© Statistics South Africa, 2024

Users may apply or process this data, provided Statistics South Africa (Stats SA) is acknowledged as the original source of the data; that it is specified that the application and/or analysis is the result of the user's independent processing of the data; and that neither the basic data nor any reprocessed version or application thereof may be sold or offered for sale in any form whatsoever without prior permission from Stats SA.

Annual Report 2023/24: Performance information (Book 2) / Statistics South Africa. Pretoria: Statistics South Africa, 2024
92pp

RP133/2024

ISBN: 978-0-621-52051-4

- i. Annual reports – Statistics South Africa
- ii. Series
(LCSH 16)

A complete set of Stats SA publications is available at Stats SA Library and the following libraries:

- National Library of South Africa, Pretoria Division
- National Library of South Africa, Cape Town Division
- Library of Parliament, Cape Town
- Bloemfontein Public Library
- Natal Society Library, Pietermaritzburg
- Johannesburg Public Library
- Eastern Cape Library Services, King William's Town
- Central Regional Library, Polokwane
- Central Reference Library, Mbombela
- Central Reference Collection, Kimberley
- Central Reference Library, Mmabatho

This report is available on the Stats SA website: www.statssa.gov.za



CONTENTS

1. Introduction	2
2. Overview of departmental performance	4
3. Programme performance	6
3.1 Programme 1: Administration	6
3.2 Programme 2: Economic Statistics	19
3.3 Programme 3: Population and Social Statistics	36
3.4 Programme 4: Methodology and Statistical Infrastructure	48
3.5 Programme 5: Statistical Support and Informatics	54
3.6 Programme 6: Statistical Operations and Provincial Coordination	62
3.7 Programme 7: South African National Statistics System	70
List of Abbreviations	79



SUBMISSION OF THE REPORT TO THE EXECUTIVE AUTHORITY

Minister Khumbudzo Ntshavheni,

It is my pleasure to submit the 2023/24 Annual Report of Statistics South Africa for the period 1 April 2023 to 31 March 2024, in compliance with section 7(2)(c) of the Statistics Act, 1999 (Act No. 6 of 1999), section 40(1) and (3) of the Public Finance Management Act, 1999 (Act No. 1 of 1999), and in accordance with section 18 of the Treasury Regulations.

STATEMENT OF RESPONSIBILITY FOR PERFORMANCE INFORMATION FOR THE YEAR ENDED 31 MARCH 2024

The Accounting Officer is responsible for the preparation of the department's performance information and for the judgements made in this information.

The Accounting Officer is responsible for establishing and implementing a system of internal control designed to provide reasonable assurance as to the integrity and reliability of performance information.

In my opinion, the performance information fairly reflects the performance information of the department for the financial year ended 31 March 2024.



Risenga Maluleke
Statistician-General (Accounting Officer)



1. INTRODUCTION

The Annual Report of Statistics South Africa (Stats SA) is an integral part of financial and non-financial reporting with the intention of promoting accountability and transparency. For the 2023/24 financial year, Stats SA is presenting its financial and non-financial information in two parts to improve cost-efficiency in the production of the report.

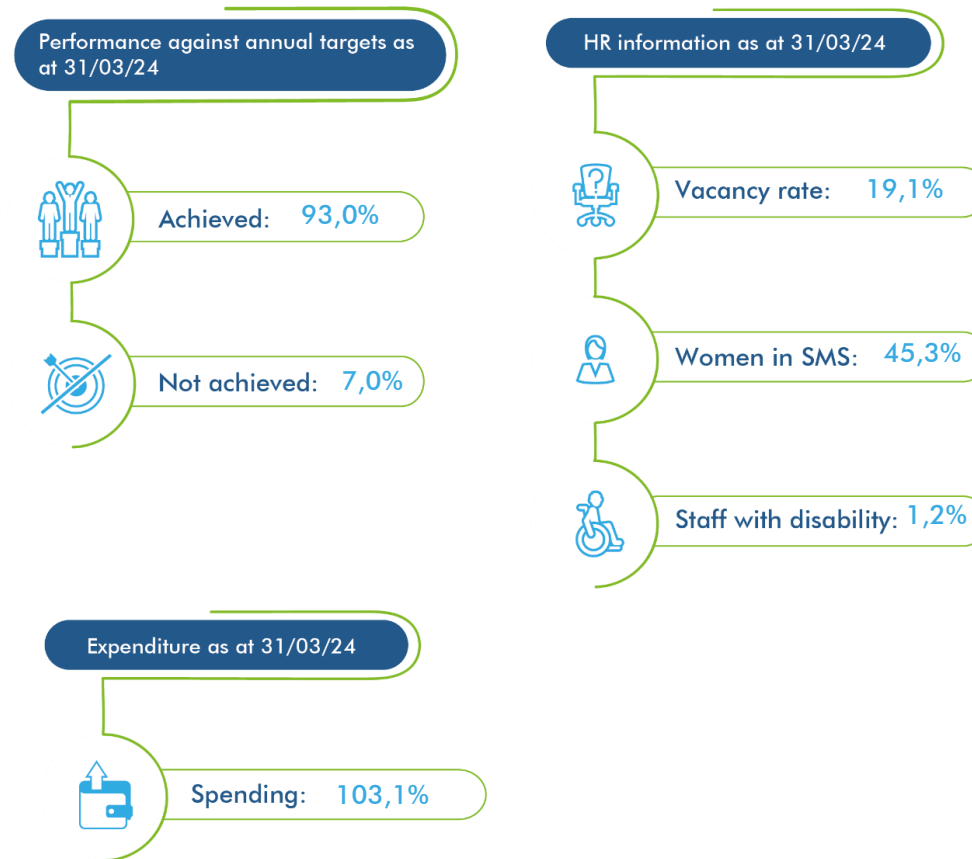
Book 1 provides general information, summary performance information, governance, human resource management information and detailed financial information. Book 1 provides an overview of the organisational performance, achievements and challenges, and a detailed account of the financial performance and position of the organisation and the report of the Auditor-General. Book 1 is available in both print and electronic formats and is accessible on the Stats SA website: www.statssa.gov.za.

Book 2 provides a detailed account of performance information in tabular format in relation to the Strategic Plan and Work Programme as prescribed by the Department of Planning, Monitoring and Evaluation (DPME) in the Annual Report Guide for national and provincial departments. Book 2 is available in electronic format and on the Stats SA website: www.statssa.gov.za.



2. OVERVIEW OF DEPARTMENTAL PERFORMANCE

Stats SA achieved 93,0% of its annual targets of which 84,7% were achieved as scheduled; 5,7% were achieved earlier than scheduled; and 2,6% were achieved later than scheduled. 7,0% of targets were not achieved.





3. PROGRAMME PERFORMANCE

3.1 Programme 1: Administration

Programme purpose: Provides strategic leadership, management, and support services to the department.

Linking programmes with strategic outcomes: Programme 1 contributes to the following strategic outcomes:



Agile operating model

- a) Modernise and innovate business processes across the value chain
- b) Adapt/adopt international frameworks and standards
- c) Leverage statistical infrastructure within the data ecosystem
- d) Reposition and strengthen the methodology function

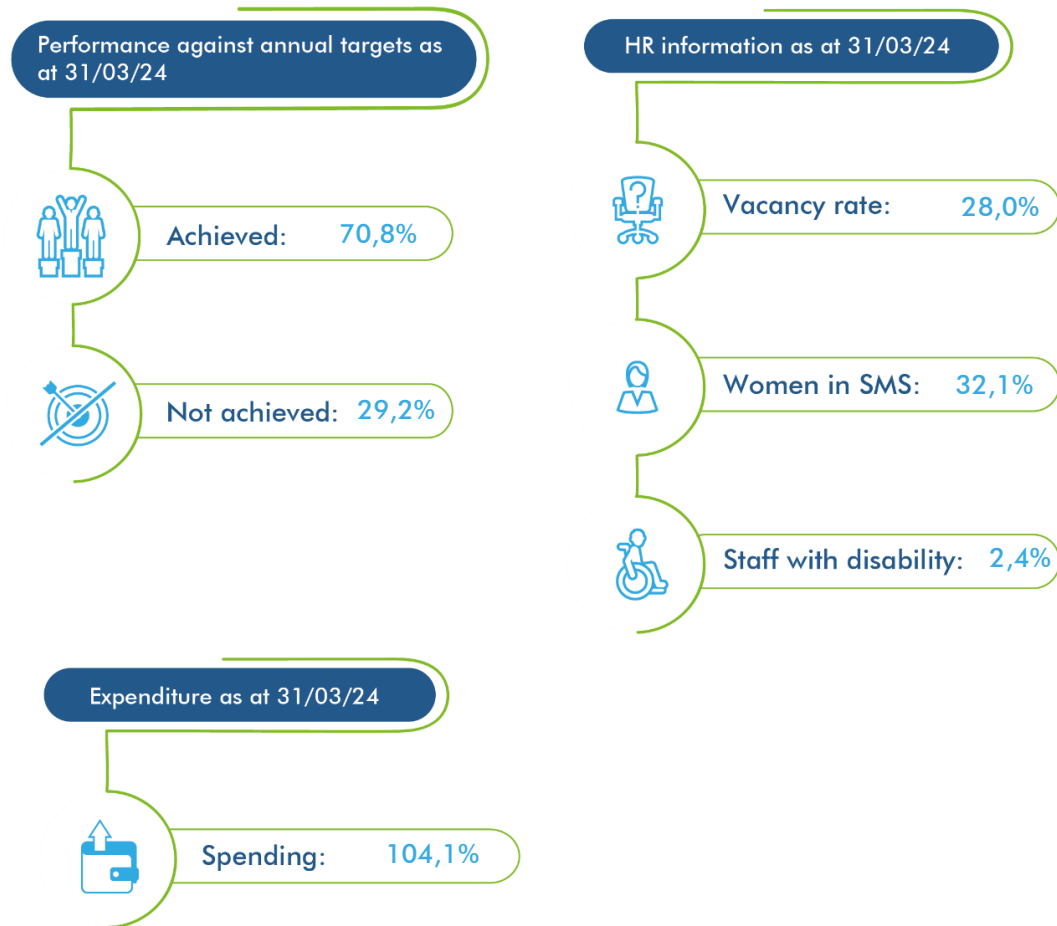


Transformed capability

- a) Invest in innovative technologies and ICT infrastructure
- b) Build a versatile and multi-skilled workforce
- c) Invest in capacity building in the data ecosystem
- d) Build a united and diverse organisation that is responsive to a fast-changing environment

Overall programme performance:

Programme 1: Administration achieved 70,8% of its annual targets as at 31 March 2024 of which 62,5% were achieved as scheduled; 4,2% were achieved earlier than scheduled; and 4,2% were achieved later than scheduled. 29,2% of targets were not achieved.



Subprogrammes:

Departmental Management provides strategic leadership, management, and support services to the department, including executive and project management support services, strategic management and organisational development services, and risk, anti-corruption, and integrity management services.

- a) **Executive and Project Management Support** provides various management support services including international relations support, ministerial support, interdepartmental and executive secretarial support to structures such as the Statistics Council and Exco. Key outputs included a report on support provided to the Income and Expenditure Survey (IES) 2022/23, and the development of 25% of prioritised Management Information Repository (MIR) functions.
- b) **Strategy, Operations and Organisational Development** provides strategic management services including the compilation of the strategic and annual performance plan, quarterly and annual reports, the service delivery improvement plan and reports, and organisational and job design services. Key outputs included the mapping of 6 business processes, and the compilation of a transformation and change management plan. A digital business transformation strategy was not completed due to human resource constraints.
- c) **Risk, Anti-corruption and Integrity Management** provides risk, integrity, and business continuity management services to the department. A key output included a report on risk, anti-corruption and integrity management support provided to the IES 2022/23 project. A business impact analysis was not conducted as scheduled due to internal stakeholder consultation.

Corporate Services is responsible for providing a legal advisory service to the department, efficient facilities, security and logistical services, human resource management and development support services, and promotes sound human management principles in line with the Public Service Act and other applicable labour legislation.

- a) **Human Resource Management and Development** provides human resource management and development support services and promotes sound human management principles in line with the Public Service Act and other applicable labour legislation. Key outputs included a Skills Development Plan aligned to the Skills Development Strategy, an increase of 4 percentage points of women in SMS positions, the implementation of a gender-based violence programme and the provision of human resource support to the IES 2022/23 project. Initiatives to increase numbers of staff with disabilities and youth were not achieved due to cost containment measures and the moratorium on the filling of posts implemented by National Treasury and the DPSA.
- b) **Facilities, Transport and Security Management** provides efficient facilities, security, and logistical services to the department. Key outputs included a report on screening applications submitted, an assessment of office accommodation, and the provision of logistics and fleet management support to the IES 2022/23 project.

Financial Management Services provides financial, asset and procurement support services to the department; it promotes financial practices for good governance and administration in line with the Public Finance Management Act (PFMA). Key outputs included the reduction of fruitless and wasteful expenditure and the provision of financial management support to the IES 2022/23. The increase in irregular expenditure, findings by the Auditor-General (AG), and unauthorised expenditure occurred because of non-compliance, internal control deficiencies and the extension of the Census 2022 project.

Internal Audit provides an independent audit service to the department; it assists management in improving internal controls, risk management and governance by providing independent risk-based assurance services, as well as advisory services as required by the Public Finance Management Act. Key outputs included the compilation of audit reports on the IES 2022/23.

Response to prioritising women, youth and persons with disabilities: Stats SA appointed approximately 46% youth on contract for the IES 2022/23 project. The department is committed to improving employment equity through the prioritisation of women, youth and persons with disabilities in the recruitment process.

Strategy to overcome areas of underperformance: The meeting of employment equity targets and the filling of critical vacant posts will remain a priority for the department in the 2024/25 financial year and is dependent on the availability of resources.

Actual performance against the work programme is captured in the table below:

WP No.	Outcome	Output	Output indicator	Audited actual performance: 2021/22	Audited actual performance: 2022/23	Planned annual target: 2023/24	Actual achievement 2023/24	Deviation from planned target to actual achievement 2023/24	Reasons for deviations
Programme 1: Administration: (Subprogramme: Executive and Project Support)									
1.1	Agile operating model	Reports on priority projects	Number of reports on priority projects supported in accordance with Stats SA's project management framework	Not achieved. A final report on support to Census 2022 was not compiled due to the extension of the Census project	Compiled report on support provided to Census 2022 and PES	1 report on support provided to IES 2022/23 compiled by March 2024	Compiled report on support provided to the IES 2022/23 as scheduled		
1.2	Transformed capability	Management information repository (MIR)	Percentage of prioritised required MIR functionalities developed	Compiled feasibility study report	Developed 25% (Phase 1) of prioritised MIR functionalities	25% (Phase 2) of prioritised MIR functionalities developed by March 2024	Developed 25% (Phase 2) of prioritised MIR functionalities as scheduled		
Programme 1: Administration: (Subprogramme: Strategy, Operations and Organisational Development)									
2.1	Agile operating model	Business process management (BPM) institutionalised	Number of business process management elements institutionalised	Not achieved. A BPM strategy was not developed. A BPM policy was developed	Compiled business processes management strategy	3 business processes mapped by March 2024	Mapped 6 business processes by March 2024	Mapped 3 additional processes	Due to reprioritisation
2.2	Transformed capability	Transformation and change management Agenda	Number of transformation and change management agendas compiled	Not achieved. A culture and values awareness programme was not rolled out	Developed transformation and change management plan	1 transformation and change management plan (2024/25) compiled by March 2024	Compiled 2024/25 transformation and change management plan as scheduled		
2.3	Transformed capability	Digital business transformation strategy	Number of digital business transformation strategies implemented	Not achieved. The digital business transformation strategy was not developed	Not achieved. A digital business transformation strategy was not compiled	1 digital business transformation strategy approved by March 2024	A digital business transformation strategy was not approved as scheduled	Not achieved. Work will continue in 2024/25	Due to human resource constraints

WP No.	Outcome	Output	Output indicator	Audited actual performance: 2021/22	Audited actual performance: 2022/23	Planned annual target: 2023/24	Actual achievement 2023/24	Deviation from planned target to actual achievement 2023/24	Reasons for deviations
Programme 1: Administration: (Subprogramme: Risk, Anti-corruption, and Integrity Management)									
3.1	Transformed capability	Disaster risk reduction reports	Number of Business Impact Analysis conducted			1 Business Impact Analysis conducted by March 2024	A Business Impact Analysis was not conducted as scheduled	Not achieved. Work will continue in 2024/25	Due to internal stakeholder consultation
3.2		Reports on risk, anti-corruption and integrity management for priority projects	Number of reports on risk, anti-corruption and integrity management support for priority projects compiled	Not achieved. A report on risk, anti-corruption and integrity management support provided to Census 2022 and PES was not compiled	Not achieved. A report on risk, anti-corruption and integrity management support provided to Census 2022 and PES was not compiled	1 report on risk, anti-corruption and integrity management support provided to IES 2022/23 compiled by March 2024	Compiled report on risk, anti-corruption and integrity management support provided to the IES 2022/23 as scheduled		

WP No.	Outcome	Output	Output indicator	Audited actual performance: 2021/22	Audited actual performance: 2022/23	Planned annual target: 2023/24	Actual achievement 2023/24	Deviation from planned target to actual achievement 2023/24	Reasons for deviations
Programme 1: Administration: (Subprogramme: Human Resource Management and Development)									
4.1	Transformed capability	Talent management institutionalised	Number of talent management elements institutionalised	Not achieved. Commenced with stakeholder consultation and re-skilling of staff	Not achieved. A skills development strategy was not developed, and a skills development plan was not implemented	1 skills development plan aligned by July 2023	Completed alignment of skills development plan to the strategy in March 2024	Achieved later than scheduled	Due to internal stakeholder consultation
4.2		Reports on employment equity	Percentage increase in employment equity	Not achieved. Women in SMS increased by 1,5%	Not achieved. Women in SMS increased from 41,5% to 43,3% (Target was 2%)	3 percentage points increase in women on SMS level by March 2024 (Baseline: 41,3%)	Women in SMS increased by 4 percentage points from 41,3% to 45,3%	1 percentage point increase	Due to a concerted effort by the department and the targeting of women for SMS posts
4.3			Percentage increase in employment equity	Not achieved. Staff with disabilities decreased by 0,2%	Not achieved. Staff with disabilities decreased from 1,3% to 1,2%	0,2 of a percentage point increase in staff with disabilities by March 2024 (Baseline: 1,3%)	Staff with disabilities reduced from 1,3% to 1,2%	Not achieved. 0,1 of a percentage point reduction	Due to cost containment measures and the moratorium on the filling of posts implemented by National Treasury and the DPSA
4.4			Percentage increase in employment equity	Appointed 84% youth contract staff for Census 2022	Not achieved. Youth employment decreased from 8,3% to 8,0%	2 percentage points increase in youth employment by March 2024 (Baseline: 7%)	Youth employment increased from 7,0% to 8,6%	Not achieved. 1,6 percentage points increase	
4.5			Gender-based violence programme	Number of gender-based violence programmes implemented	Not achieved. The programme was not implemented. Conducted a TB awareness workshop	Conducted 2 GBV programmes	1 gender-based violence programme implemented by March 2024	Implemented gender-based violence programme in November 2023	Achieved earlier than scheduled

WP No.	Outcome	Output	Output indicator	Audited actual performance: 2021/22	Audited actual performance: 2022/23	Planned annual target: 2023/24	Actual achievement 2023/24	Deviation from planned target to actual achievement 2023/24	Reasons for deviations
Programme 1: Administration: (Subprogramme: Human Resource Management and Development)									
4.6	Transformed capability	Reports on human resource management (HRM) support to priority projects	Percentage of human resource management support provided to priority projects	Not achieved. Provided HRM support to Census 2022. The final report was not completed due to extension of the project	Provided 100% HRM support to the Census PES	100% HRM support provided to IES 2022/23 by March 2024	Provided 100% HRM support to the IES 2022/23 as scheduled		
Programme 1: Administration: (Subprogramme: Facilities, Transport and Security Management)									
5.1	Transformed capability	Minimum Information Security Standards (MISS)	Number of MISS elements implemented			1 assessment on MISS conducted by March 2024	Conducted assessment on MISS as scheduled		
5.2		Office accommodation plan	Number of office accommodation plans rolled out			1 assessment on office accommodation conducted by March 2024	Conducted assessment on office accommodation as scheduled		
5.3		Reports on logistics and fleet management support provided to priority projects	Percentage of logistics and fleet management support provided to priority projects	Not achieved due to the extension of the Census 2022 project. A final report was not completed due to extension of the project	Not achieved. A report on support provided to Census 2022 and PES was not compiled	100% logistics and fleet management support provided to IES 2022/23 by March 2024	Provided 100% logistics and fleet management support to IES 2022/23 as scheduled		

WP No.	Outcome	Output	Output indicator	Audited actual performance: 2021/22	Audited actual performance: 2022/23	Planned annual target: 2023/24	Actual achievement 2023/24	Deviation from planned target to actual achievement 2023/24	Reasons for deviations
Programme 1: Administration: (Subprogramme: Financial Management Services)									
6.1	Transformed capability	Reduction of fruitless and wasteful expenditure	Percentage of fruitless and wasteful expenditure reduced			75% of fruitless and wasteful expenditure reduced by March 2024 (Baseline: R1,194 million)	Fruitless and wasteful expenditure incurred in the 2022/23 financial year amounted to R171 thousand	Representing a reduction of 85%	Due to improved controls
6.2		Reduction of irregular Expenditure	Percentage of irregular expenditure reduced			70% of irregular expenditure reduced by March 2024 (Baseline: R235,534 million)	Irregular expenditure incurred in the 2022/23 financial year amounted to R253,537 million	Not achieved. Representing an increase of 7,6%	Due to non-compliance
6.3		Audit opinion	Unqualified audit opinion attained			Unqualified audit opinion with 25% fewer findings attained by July 2023 (Baseline: 2021/22 audit report)	Findings increased from 41 to 46	Not achieved. Representing an increase of 12,2%	Due to internal control deficiencies
6.4		Reduction of unauthorised expenditure	Percentage of unauthorised expenditure reduced			80% of unauthorised expenditure reduced by March 2024 (Baseline: 2021/22 audit report)	Unauthorised expenditure (UE) incurred amounted to R807,987 million	Not achieved. Representing an increase of 100%	Due to the extension of Census 2022 data collection

WP No.	Outcome	Output	Output indicator	Audited actual performance: 2021/22	Audited actual performance: 2022/23	Planned annual target: 2023/24	Actual achievement 2023/24	Deviation from planned target to actual achievement 2023/24	Reasons for deviations
Programme 1: Administration: (Subprogramme: Financial Management Services)									
6.5	Transformed capability	Report on financial management support provided to priority projects	Percentage of financial management support provided to priority projects	Not achieved. Provided financial management support to Census 2022. The final report was not completed due to extension of the project	Not achieved. A report on financial management support to Census 2022 and PES was not compiled. The final report was not completed due to internal processes	100% financial management support provided to IES 2022/23 by June 2024 ¹	Provided 100% financial management support to the IES 2022/23 as scheduled		
Programme 1: Administration: (Subprogramme: Internal Audit)									
7.1	Transformed capability	Internal audit report on priority projects	Number of internal audit reports on assurance to priority projects compiled	Compiled report on 15 audits conducted for Census 2022	Compiled audit report on Census 2022	1 audit report on IES 2022/23 compiled by March 2024	Compiled audit report on IES expenditure management 2022/23 as scheduled		

¹ WP error with target date for June. Should be [March 2024](#).





3.2 Programme 2: Economic Statistics


Programme purpose: Produce economic statistics to inform evidence-based economic development.

Objectives:

Produce economic indicators to inform evidence-based planning, monitoring, evaluation and decision-making for use by the public and private sectors by:

- o publishing monthly, quarterly, annual and periodic statistical releases on various industries in the private and public sectors;
- o publishing monthly statistical releases on a range of price indexes;
- o publishing quarterly and annual estimates of gross domestic product (GDP); and
- o improving the measurement of economic indicators through the application of internationally recognised standards and practices on an ongoing basis.

Linking programmes with strategic outcomes: Programme 2 contributes to the following strategic outcome:

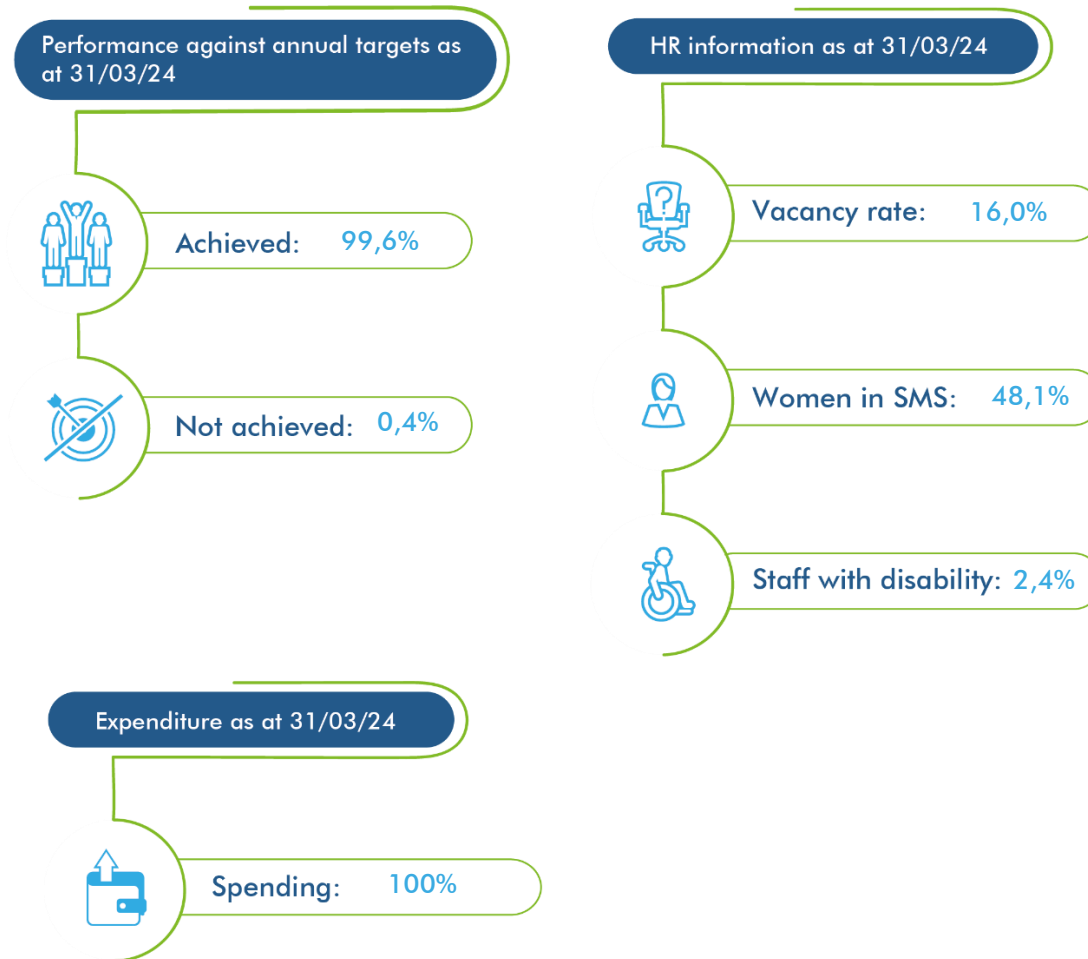


Insightful data

- a) Put stakeholders at the centre to increase usage and trust
- b) Sustain the quality of national indicators
- c) Deepen statistical analysis for new insights
- d) Explore the use of alternative data sources

Overall programme performance:

Programme 2: Economic Statistics achieved 99,6% of its annual targets, of which 95,8% were achieved as scheduled; 2,5% were achieved earlier than scheduled; and 1,3% were achieved later than scheduled. 0,4% of targets were not achieved.



Subprogrammes:

Programme Management for Economic Statistics provides strategic direction and leadership to this programme. Key activities in 2023/24 included sign-off of statistical releases and reports, the updating and monitoring of the implementation of the economic statistics strategy and maintaining relations with key partners in the national statistics system. This programme informed economic planning, monitoring, and decision-making by providing accurate, relevant, and timely statistical information on the level of economic activity in relation to the primary, secondary, and tertiary sectors of the economy, price stability, financial information on private sector businesses and government, and information on sustainable resource use and management.

Business Cycle Indicators provides statistical information on turnover and volumes in various industries through the publication of monthly, quarterly, and annual releases. Key outputs included **150** published releases consisting of 144 monthly releases, 4 quarterly releases and 2 annual releases on business cycle indicators, and 5 internal reports on improving short-term indicators.

Structural Industry Statistics publishes periodic statistical information on the income and expenditure of industries and selected non-financial variables. Key outputs included the publication of **2** reports on financial and production statistics for the manufacturing industry and **1** release on agriculture statistics for 2022.

Price Statistics provides information on inflation by compiling the consumer price index (CPI) and various producer price indices (PPI). Key outputs included **48** published releases consisting of monthly CPI and PPI releases and **1** release on updated PPI weights. In addition, monthly Residential Property Price Indices (RPPI) were published as experimental statistics.

Private Sector Financial Statistics tracks the financial performance of private sector organisations. Key outputs included **4** quarterly releases on financial statistics of private sector enterprises, **1** annual release on financial statistics of the private sector, and **4** quarterly releases on capital expenditure.

Government Financial Statistics tracks public sector spending. Key outputs included **4** quarterly releases on financial statistics of municipalities, **2** annual releases on the non-financial census of municipalities, **7** annual releases on government financial statistics, and a report on the testing of administrative data for the Quarterly Financial Statistics of Selected Municipalities (QFSSM). A report on the testing of the inclusion of Technical Vocational Education and Training (TVET) institutions in the Higher Education Institutions (HEI) release was not compiled as scheduled due to human resource and funding constraints. The completion of the report is dependent on the availability of resources.

National Accounts produces GDP data and other integrated statistical products. Key outputs included **4** quarterly Gross Domestic Product (GDP) releases, supply and use tables for 2020, **2** reports on the tourism satellite accounts, **1** report on Environmental Economic Account (EEA) as part of the Natural Capital Accounting (NCA) series, and 2 research reports on reviewing and improving data sources and expanding the coverage of the NCA series.

Response to prioritising women, youth and persons with disabilities: Not applicable.

Strategy to overcome areas of underperformance: Not applicable.

Actual performance against the work programme is captured in the table below:

WP No.	Outcome	Output	Output indicator	Audited actual performance: 2021/22	Audited actual performance: 2022/23	Planned annual target: 2023/24	Actual achievement 2023/24	Deviation from planned target to actual achievement 2023/24	Reasons for deviations
Programme 2: Economic Statistics: (Subprogramme: Business Cycle Indicators)									
8.1	Insightful data	Statistical information on business cycle indicators	Number of releases on business cycle indicators (mining: production and sales) published within two months after the reference month	Published 11 monthly releases on mining: production and sales (June and July releases combined)	Published 12 monthly releases on mining: production and sales	12 monthly releases on mining: production and sales published as scheduled	Published 12 monthly releases on mining: production and sales as scheduled		
8.2			Number of releases on business cycle indicators (manufacturing: production and sales) published within two months after the reference month	Published 12 monthly releases on manufacturing: production and sales	Published 12 monthly releases on manufacturing: production and sales	12 monthly releases on manufacturing: production and sales published as scheduled	Published 12 monthly releases on manufacturing: production and sales as scheduled		
8.3			Number of releases on business cycle indicators (manufacturing: utilisation of production capacity by large enterprises) published within one quarter after the reference month	Published quarterly releases on manufacturing: utilisation of production capacity by large enterprises	Published 4 quarterly releases on manufacturing: utilisation of production capacity by large enterprises	4 quarterly releases on manufacturing: utilisation of production capacity by large enterprises published as scheduled	Published 4 quarterly releases on manufacturing: utilisation of production capacity by large enterprises as scheduled		

WP No.	Outcome	Output	Output indicator	Audited actual performance: 2021/22	Audited actual performance: 2022/23	Planned annual target: 2023/24	Actual achievement 2023/24	Deviation from planned target to actual achievement 2023/24	Reasons for deviations
Programme 2: Economic Statistics: (Subprogramme: Business Cycle Indicators)									
8.4	Insightful data	Statistical information on business cycle indicators	Number of releases on business cycle indicators (electricity generated and available for distribution) published within two months after the reference month	Published 12 monthly releases on electricity generated and available for distribution	Published 12 monthly releases on electricity generated and available for distribution	12 monthly releases on electricity generated and available for distribution published as scheduled	Published 12 monthly releases on electricity generated and available for distribution as scheduled		
8.5			Number of releases on business cycle indicators (selected building statistics of the private sector as reported by local government institutions) published within two months after the reference month	Published 12 monthly releases on selected building statistics of the private sector	Published 12 monthly releases on selected building statistics of the private sector as reported by local government institutions	12 monthly releases on selected building statistics of the private sector as reported by local government institutions published as scheduled	Published 12 monthly releases on selected building statistics of the private sector as reported by local government institutions as scheduled		
8.6			Number of releases on business cycle indicators (selected building statistics) published 6 months after year-end report	Published annual release for 2020 on selected building plans passed and completed	Published annual release for 2021 on selected building plans passed and completed	1 annual release for 2022 on selected building plans passed and completed published by June 2023	Published annual release for 2022 on selected building plans passed and completed as scheduled		

WP No.	Outcome	Output	Output indicator	Audited actual performance: 2021/22	Audited actual performance: 2022/23	Planned annual target: 2023/24	Actual achievement 2023/24	Deviation from planned target to actual achievement 2023/24	Reasons for deviations
Programme 2: Economic Statistics: (Subprogramme: Business Cycle Indicators)									
8.7	Insightful data	Statistical information on business cycle indicators	Number of reports on business cycle indicators (building statistics) published within two years after year-end report	Published annual release for 2019 on selected building plans passed and completed	Published annual release for 2020 on selected building plans passed and completed	1 annual report for 2021 on building statistics published by August 2023	Published annual release for 2021 on selected building plans passed and completed as scheduled		
8.8			Number of releases on business cycle indicators (retail trade sales) published within two months after the reference month	Published 12 monthly releases on retail trade sales	Published 12 monthly releases on retail trade sales	12 monthly releases on retail trade sales published as scheduled	Published 12 monthly releases on retail trade sales as scheduled		
8.9			Number of releases on business cycle indicators (motor trade sales) published within two months after the reference month	Published 12 monthly releases on motor trade sales	Published 12 monthly releases on motor trade sales	12 monthly releases on motor trade sales published as scheduled	Published 12 monthly releases on motor trade sales as scheduled		
8.10			Number of releases on business cycle indicators (wholesale trade sales) published within two months after the reference month	Published 12 monthly releases on wholesale trade sales	Published 12 monthly releases on wholesale trade sales	12 monthly releases on wholesale trade sales published as scheduled	Published 12 monthly releases on wholesale trade sales as scheduled		

WP No.	Outcome	Output	Output indicator	Audited actual performance: 2021/22	Audited actual performance: 2022/23	Planned annual target: 2023/24	Actual achievement 2023/24	Deviation from planned target to actual achievement 2023/24	Reasons for deviations
Programme 2: Economic Statistics: (Subprogramme: Business Cycle Indicators)									
8.11	Insightful data	Statistical information on business cycle indicators	Number of releases on business cycle indicators (land transport) published within two months after the reference month	Published 12 monthly releases on land transport	Published 12 monthly releases on land transport	12 monthly releases on land transport published as scheduled	Published 12 monthly releases on land transport as scheduled		
8.12			Number of releases on business cycle indicators (liquidations) published within two months after the reference month	Published 12 monthly releases on liquidations and insolvencies	Published 12 monthly releases on liquidations and insolvencies	12 monthly releases on liquidations published as scheduled	Published 12 monthly releases on liquidations earlier than scheduled	Published 12 releases within 1 month after the reference month	The performance indicator included insolvencies, which was discontinued due to data challenges
8.13			Number of releases on business cycle indicators (civil cases for debt) published within two months after the reference month	Published 12 releases on civil cases for debt	Published 12 releases on civil cases for debt	12 monthly releases on civil cases for debt published as scheduled	Published 12 monthly releases on civil cases for debt as scheduled		
8.14			Number of releases on business cycle indicators (food and beverages) published within two months after the reference month	Published 12 monthly releases on food and beverages	Published 12 monthly releases on food and beverages	12 monthly releases on food and beverages published as scheduled	Published 12 monthly releases on food and beverages as scheduled		

WP No.	Outcome	Output	Output indicator	Audited actual performance: 2021/22	Audited actual performance: 2022/23	Planned annual target: 2023/24	Actual achievement 2023/24	Deviation from planned target to actual achievement 2023/24	Reasons for deviations
Programme 2: Economic Statistics: (Subprogramme: Business Cycle Indicators)									
8.15	Insightful data	Statistical information on business cycle indicators	Number of releases on business cycle indicators (tourist accommodation) published within two months after the reference month	Published 12 monthly releases on tourist accommodation	Published 12 monthly releases on tourist accommodation	12 monthly releases on tourist accommodation published as scheduled	Published 12 monthly releases on tourist accommodation as scheduled		
8.16		Reports on improving business cycle indicator statistics	Number of reports on improving business cycle indicator statistics compiled	Published report on weights for mining indices	Compiled report on updated weights for mining indices	1 report on updated weights for mining indices compiled by November 2023	Compiled report on updated weights for mining indices in December 2023	Achieved later than scheduled	Due to internal processes
			Published report on weights for manufacturing indices	Compiled report on updated weights for manufacturing indices	1 report on updated weights for manufacturing indices compiled by November 2023	Compiled report on updated weights for manufacturing indices in December 2023			
			Published report on weights for manufacturing indices production capacity	Compiled report on updated weights for manufacturing production capacity indices	1 report on updated weights for manufacturing production capacity indices compiled by November 2023	Compiled report on updated weights for manufacturing production capacity indices in December 2023			
					1 research report on deflation for the tourist accommodation survey by March 2024	Compiled research report on deflation for the tourist accommodation survey as scheduled			

WP No.	Outcome	Output	Output indicator	Audited actual performance: 2021/22	Audited actual performance: 2022/23	Planned annual target: 2023/24	Actual achievement 2023/24	Deviation from planned target to actual achievement 2023/24	Reasons for deviations
Programme 2: Economic Statistics: (Subprogramme: Business Cycle Indicators)									
8.16	Insightful data	Reports on improving business cycle indicator statistics	Number of reports on improving business cycle indicator statistics compiled	Not achieved. Compiled research report on seasonally adjusted data at a lower level for retail trade sales. The report was not published as scheduled	Compiled report on the implementation of deflators for motor trade sales	1 report on seasonally adjusted data at a lower level for motor trade sales published by March 2024 ²	Compiled report on published seasonally adjusted data at a lower level for motor trade sales as scheduled		

² Incorrect wording in WP. Should be 1 report on published seasonally adjusted data at a lower level for motor trade sales compiled by March 2024.

WP No.	Outcome	Output	Output indicator	Audited actual performance: 2021/22	Audited actual performance: 2022/23	Planned annual target: 2023/24	Actual achievement 2023/24	Deviation from planned target to actual achievement 2023/24	Reasons for deviations
Programme 2: Economic Statistics: (Subprogramme: Structural Industry Statistics)									
9.1	Insightful data	Statistical information on the structure of industries	Number of periodic reports on trade industry statistics published (manufacturing financial statistics)	Published 4 reports on 2019 surveys (mining, electricity, gas and water, post and telecom, transport, and storage)	Published 2 reports on 2020 surveys (real estate and business services, and construction)	1 report on manufacturing financial statistics (2021) published by September 2023	Published report on manufacturing financial statistics (2021) in July 2023	Achieved earlier than scheduled in Q2	Due to improved processes
9.2			Number of periodic reports on trade industry statistics published (manufacturing production statistics)			1 report on manufacturing production statistics (2021) published by September 2023			
9.3		Statistical information on commercial agriculture, forestry, and fisheries industry	Number of annual releases on agriculture statistics published			Published 3 reports on agriculture, forestry, and fisheries industries	Published 1 release on agriculture and 2 reports on the forestry and fisheries industries	1 annual release on 2022 agriculture statistics published by December 2023	

WP No.	Outcome	Output	Output indicator	Audited actual performance: 2021/22	Audited actual performance: 2022/23	Planned annual target: 2023/24	Actual achievement 2023/24	Deviation from planned target to actual achievement 2023/24	Reasons for deviations
Programme 2: Economic Statistics: (Subprogramme: Price Statistics)									
10.1	Insightful data	Statistical information on CPI	Number of CPI releases published within one month of the reference period	Published 12 monthly CPI releases	Published 12 monthly CPI releases	12 monthly CPI releases published as scheduled	Published 12 monthly CPI releases as scheduled		
10.2		Statistical information on PPI	Number of PPI releases published within one month of the reference period	Published 12 monthly PPI releases	Published 12 monthly PPI releases	12 monthly PPI releases published as scheduled	Published 12 monthly PPI releases as scheduled		
10.3		Statistical information on CMPI	Number of CMPI releases published within one month of the reference period	Published 12 monthly CMPI releases	Published 12 monthly CMPI releases	12 monthly CMPI releases published as scheduled	Published 12 monthly CMPI releases as scheduled		
10.4		Statistical information on XMUVI	Number of XMUVI releases published within two months of the reference period	Published 12 monthly XMUVI releases	Published 12 monthly XMUVI releases	12 monthly XMUVI releases published as scheduled	Published 12 monthly XMUVI releases as scheduled		
10.5		Releases on improving price indices	Number of releases on improving price indices published	Published CPI with updated weights	Achieved late. Published report as a discussion document with experimental Residential Property Price Indices	1 release on updated PPI weights published by March 2024	Published release on updated PPI weights as scheduled		

WP No.	Outcome	Output	Output indicator	Audited actual performance: 2021/22	Audited actual performance: 2022/23	Planned annual target: 2023/24	Actual achievement 2023/24	Deviation from planned target to actual achievement 2023/24	Reasons for deviations
Programme 2: Economic Statistics: (Subprogramme: Private Financial Statistics)									
11.1	Insightful data	Statistical information on financial statistics of private sector enterprises	Number and timeliness of quarterly releases on financial statistics of private sector enterprises published with a quarterly lag	Published 5 quarterly releases on financial statistics of private sector enterprises	Published 4 quarterly releases on financial statistics of private sector enterprises	4 quarterly releases on financial statistics of private sector enterprises published as scheduled	Published 4 quarterly releases on financial statistics of private sector enterprises as scheduled		
11.2		Statistical information on financial statistics of private sector enterprises	Number of annual releases on financial statistics of the private sector published	Published annual release on financial statistics of private sector enterprises 2020	Published annual release on financial statistics 2021	1 annual release on financial statistics of the private sector 2021 published by November 2023 ³	Published annual release on financial statistics of the private sector 2022 as scheduled		
11.3		Statistical information on capital expenditure	Number of quarterly releases on capital expenditure published	Not achieved. Compiled discussion document on the quarterly capital expenditure of the private sector. The document was not published as scheduled	Published 2 discussion documents on the quarterly capital expenditure	4 quarterly releases on capital expenditure published as scheduled	Published 4 quarterly releases on capital expenditure as scheduled		

³ WP error: Should be 1 annual release on financial statistics of the private sector 2022 published by November 2023.

WP No.	Outcome	Output	Output indicator	Audited actual performance: 2021/22	Audited actual performance: 2022/23	Planned annual target: 2023/24	Actual achievement 2023/24	Deviation from planned target to actual achievement 2023/24	Reasons for deviations
Programme 2: Economic Statistics: (Subprogramme: Government Financial Statistics)									
12.1	Insightful data	Statistical information on general government expenditure	Number of releases on the financial statistics of national government with audited data published	Published annual release on the financial statistics of national government with audited data	Published annual release on the financial statistics of national government with audited data	1 annual release on the financial statistics of national government with audited data published by June 2023	Published annual release on the financial statistics of national government with audited data as scheduled		
12.2		Statistical information on financial statistics of municipalities	Number of releases on the financial census of municipalities published	Published annual release on the financial census of municipalities	Published annual release on the financial census of municipalities	1 annual release on the financial census of municipalities published by June 2023	Published annual release on the financial census of municipalities as scheduled		
12.3		Statistical information on general government expenditure	Number of releases on the capital expenditure of the public sector published	Published annual release on capital expenditure of the public sector	Published annual release on the capital expenditure of the public sector	1 annual release on the capital expenditure of the public sector published by October 2023	Published annual release on the capital expenditure of the public sector as scheduled		
12.4			Number of releases on the financial statistics of extra-budgetary accounts and funds with audited data published	Published annual release on financial statistics of extra-budgetary accounts and funds with audited data	Published annual release on financial statistics of extra-budgetary accounts and funds with audited data	1 annual release on the financial statistics of extra-budgetary accounts and funds with audited data published by August 2023	Published annual release on financial statistics of extra-budgetary accounts and funds with audited data as scheduled		

WP No.	Outcome	Output	Output indicator	Audited actual performance: 2021/22	Audited actual performance: 2022/23	Planned annual target: 2023/24	Actual achievement 2023/24	Deviation from planned target to actual achievement 2023/24	Reasons for deviations
Programme 2: Economic Statistics: (Subprogramme: Government Financial Statistics)									
12.5	Insightful data	Statistical information on general government expenditure	Number of releases on the financial statistics of provincial government with audited data published	Published annual release on the financial statistics of provincial government with audited data	Published annual release on the financial statistics of provincial government with audited data	1 annual release on the financial statistics of provincial government with audited data published by September 2023	Published annual release on the financial statistics of provincial government with audited data as scheduled		
12.6			Number of releases on the financial statistics of higher education institutions with audited data published	Published annual release on the financial statistics of higher education institutions with audited data	Published annual release on the financial statistics of higher education institutions with audited data	1 annual release on the financial statistics of higher education institutions with audited data published by October 2023	Published annual release on the financial statistics of higher education institutions with audited data as scheduled		
12.7			Number of releases on the financial statistics of consolidated general government with audited data published	Published annual release on the financial statistics of consolidated general government with audited data	Published annual release on the financial statistics of consolidated general government with audited data	1 annual release on the financial statistics of consolidated general government with audited data published by November 2023	Published annual release on the financial statistics of consolidated general government with audited data as scheduled		
12.8		Statistical information on financial statistics of municipalities	Number of releases on the financial statistics of municipalities published with a four-month lag	Published 5 quarterly releases on financial statistics of municipalities	Published 4 quarterly releases on financial statistics of municipalities	4 quarterly releases on financial statistics of municipalities published as scheduled	Published 4 quarterly releases on financial statistics of municipalities as scheduled		

WP No.	Outcome	Output	Output indicator	Audited actual performance: 2021/22	Audited actual performance: 2022/23	Planned annual target: 2023/24	Actual achievement 2023/24	Deviation from planned target to actual achievement 2023/24	Reasons for deviations
Programme 2: Economic Statistics: (Subprogramme: Government Financial Statistics)									
12.9	Insightful data	Statistical information on non-financial statistics of municipalities	Number of releases on the non-financial census of municipalities published		Published annual release on the non-financial census of municipalities	2 annual releases on the non-financial census of municipalities published as scheduled	Published 2 annual releases on the non-financial census of municipalities in August 2023 and March 2024 as scheduled		
12.10		Reports on the use of administrative data for Quarterly Financial Statistics of Selected Municipalities (QFSSM)	Number of reports on the use of administrative data for QFSSM compiled		Compiled research report on feasibility study for QFSSM administrative data	1 report on testing of administrative data for the QFSSM compiled by March 2024	Compiled report on testing of administrative data for the QFSSM as scheduled		
12.11		Statistical information on TVET included in Higher Education Institutes (HEI)	Number of reports on the inclusion of TVET in HEI release compiled		Compiled research report on the inclusion of the TVET in the HEI release	1 report on testing of the inclusion of the TVET institutions in HEI release compiled by March 2024	A report on testing of the inclusion of the TVET institutions in HEI release was not compiled	Not achieved. The compilation of the report is dependent on the availability of resources	Due to human resource and funding constraints

WP No.	Outcome	Output	Output indicator	Audited actual performance: 2021/22	Audited actual performance: 2022/23	Planned annual target: 2023/24	Actual achievement 2023/24	Deviation from planned target to actual achievement 2023/24	Reasons for deviations
Programme 2: Economic Statistics: (Subprogramme: National Accounts)									
13.1	Insightful data	Statistical information on GDP	Number of GDP releases published within a quarter	Published quarterly GDP releases	Published 4 quarterly releases on GDP	4 quarterly releases on GDP published as scheduled	Published 4 quarterly releases on GDP as scheduled		
13.2		Supply and use tables 2020 (Excel)	Number of supply and use tables 2020 (Excel) compiled			1 supply and use tables 2020 (Excel) compiled by June 2023	Compiled supply and use tables 2020 (Excel) as scheduled		
13.3		Reports on improving national accounts statistics	Number of reports to improve data sources compiled	Compiled research report on reviewing and improving data sources	Compiled research report on reviewing and improving data sources	1 research report on reviewing and improving data sources compiled by March 2024	Compiled research report on reviewing and improving data sources as scheduled		
13.4		Statistical information on tourism satellite accounts	Number of reports on tourism satellite accounts published	Published tourism satellite accounts	Published report on tourism satellite accounts	1 report on tourism satellite accounts published by March 2024	Published 2 reports on tourism satellite accounts in November 2023 and March 2024	Achieved earlier than scheduled; and an additional release was published	Due to the availability of data
13.5		Statistical information on environmental-economic accounts (EEA)	Number of reports on EEA as part of the Natural Capital Accounting series published	Published report on EEA statistics	Published report as a discussion document on EEA as part of the NCA series	1 report on EEA as part of the NCA series published by March 2024 ⁴	Published report as a discussion document on EEA as part of the NCA series as scheduled		
13.6		Insightful data	Research reports on Natural Capital Accounting (NCA)	Number of research reports on Natural Capital Accounting compiled		Compiled research report to expand the coverage of the NCA series	1 research report to expand the coverage of the NCA series compiled by March 2024	Compiled research report to expand the coverage of the NCA series as scheduled	

⁴ WP error. Should be 1 report on EEA as part of the NCA series published as a discussion document by March 2024.





3.3 Programme 3: Population and Social Statistics

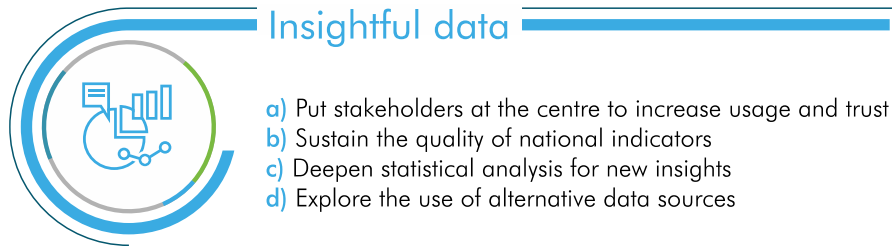
Programme purpose: Produce population and social statistics to inform evidence-based socio-economic development.

Objectives:

Sustain national population and social indicators to inform evidence-based planning, monitoring and decision-making for use by the public and private sectors by:

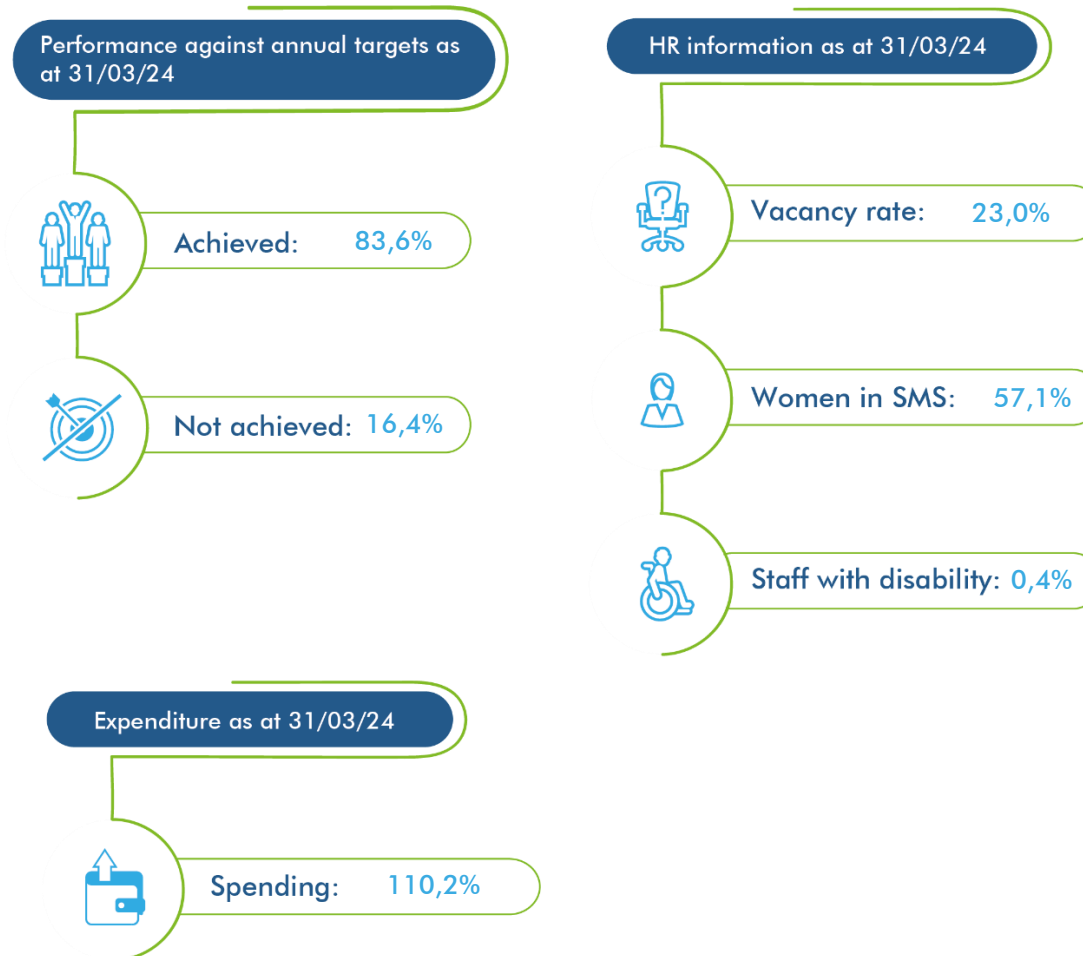
- publishing quarterly and annual statistical information on the labour market, and on employment and earnings in the formal and informal sectors;
- publishing monthly and annual statistical information on vital registrations based on administrative sources;
- publishing annual and periodic statistical information on poverty levels, living conditions, service delivery, population dynamics and demographic trends; and
- improving the measurement of social indicators through the application of internationally recognised standards and practices on an ongoing basis.

Linking programmes with strategic outcomes and objectives: Programme 3 contributes to the following strategic outcome.



Overall programme performance:

Programme 3: Population and Social Statistics achieved 83,6% of its annual targets as at 31 March 2024, of which 60,0% were achieved as scheduled; 5,4% were achieved earlier than scheduled; and 18,2% were achieved later than scheduled. 16,4% of targets were not achieved.



Subprogrammes:

Programme Management for Population and Social Statistics provides strategic direction and leadership to the programme. Key activities in 2023/24 included sign-off of statistical releases and reports, monitoring the implementation of the population and social statistics strategy, and maintaining relations with key partners in the national statistics system. This programme contributed to informing social and economic development planning, monitoring, and decision-making by providing relevant, timely and accurate statistical information on living conditions, population dynamics, vital events, employment, crime, and poverty levels.

Demographic and Population Statistics publishes population statistics, demographic trends, and mid-year population estimates (MYPE) collected through population censuses and surveys, and from other administrative sources. Key outputs included a concept note on MYPE estimation, reports on fertility and the migration profile, and Census 2022 products including a national report, indicators at provincial level and a municipal fact sheet.

Health and Vital Statistics publishes statistics on births, deaths, marriages, divorces, tourism, and migration based on administrative records. Key outputs included **19** published releases/reports consisting of 12 monthly releases on tourism and migration, an annual report on tourism (2023), annual releases on documented immigrants, recorded live births, mortality and causes of death (2019), marriages and divorces (2022), and health statistics. A discussion document on births and deaths was compiled. Additional releases included tourism 2022 and road transport accident deaths, due to the availability of data. The mortality and causes of death releases for 2020 and 2021 were not published due to internal processes and data dependencies.

Social Statistics provides information on living conditions, domestic tourism and crime collected through household surveys. Key outputs included **12** published releases/reports including annual releases on domestic tourism, social and household service delivery statistics, development and metro development indicators, marginalised group indicators, victims of crime and governance statistics. Thematic reports published included gender (2), child statistics, education, and persons with disabilities. A technical report on the integration of the national domestic tourism surveys was compiled.

Labour Statistics provides information on employment levels in the formal non-agricultural sector, and on labour market trends in South Africa. Key outputs included **9** published releases/reports consisting of quarterly releases on employment and earnings (QES), labour market information (QLFS) and an annual report on labour market statistics.

Poverty and Inequality Statistics provides information on poverty levels, and household income and expenditure trends in South Africa. Key outputs included **2** published reports on national poverty lines for 2023, and a report on subjective poverty based on the GHS data series. Reports on food security based on GHS data and SAMPI based on Census 2022 data were not published as scheduled due to human resource constraints and a scope change.

Response to prioritising women, youth, and persons with disabilities: Published statistical releases on gender, labour market information, and the national poverty line for 2023.

Strategy to overcome areas of underperformance: Overall performance of 83,6% does not indicate underperformance. 18,2% of the targets achieved later than scheduled were due to dependencies on external stakeholders for administrative data. Amendments to the Statistics Act will improve accessibility to external data sources.

Actual performance against the work programme is captured in the table below:

WP No.	Outcome	Output	Output indicator	Audited actual performance: 2021/22	Audited actual performance: 2022/23	Planned annual target: 2023/24	Actual achievement 2023/24	Deviation from planned target to actual achievement 2023/24	Reasons for deviations
Programme 3: Population and Social Statistics: (Subprogramme: Demographic and Population Statistics)									
14.1	Insightful data	Statistical information on the changing dynamics of the population	Number of releases on mid-year population estimates published	Published release on mid-year population estimates at national and provincial levels	Published release on mid-year population estimates at national and provincial levels	1 concept note on MYPE estimation compiled by February 2024	Compiled concept note on MYPE estimation as scheduled		
14.2		Reports on demographic and population statistics	Number of reports on natural demographic processes compiled		Compiled report on natural demographic processes	1 report on natural demographic processes of fertility and mortality compiled by March 2024	Published report on natural demographic processes of fertility in March 2024	Not achieved. The report only covers fertility	Due to reprioritisation The report was published due to user interest
14.3		Statistical information on the population of the country	Number of reports on Census 2022 published			1 statistical report on Census 2022 (national level) published by July 2023	Published statistical report on Census 2022 in October 2023	Achieved later than scheduled	Due to the extension of the Census 2022 project
						1 municipal fact sheet published by November 2023	Published municipal fact sheet as scheduled		
						1 report on Census 2022 indicators at provincial level published by February 2024	Published report on Census 2022 indicators at provincial level in October 2023	Achieved earlier than scheduled	Due to reprioritisation and to be published together with the national Census 2022 report
14.4	Report on migration statistics	Number of reports on the migration profile published	Compiled concept note on the migration profile report	Not achieved. A report on the assessment of alternative data sources for migration statistics was not compiled	1 report on the migration profile published by March 2024	Published report on the migration profile as scheduled			

WP No.	Outcome	Output	Output indicator	Audited actual performance: 2021/22	Audited actual performance: 2022/23	Planned annual target: 2023/24	Actual achievement 2023/24	Deviation from planned target to actual achievement 2023/24	Reasons for deviations	
Programme 3: Population and Social Statistics: (Subprogramme: Health and Vital Statistics)										
15.1	Insightful data	Statistical information on international tourism	Number of releases on international tourism published one month after the reference period	Published monthly releases on international tourism two months after the reference period	Published 12 monthly releases on international tourism	12 monthly releases on international tourism ⁵ published as scheduled	Published 12 monthly releases on tourism and migration as scheduled			
15.2			Number of reports on international tourism published	Published annual report on international tourism	Published annual report on international tourism	1 annual report on international tourism published by March 2024	Published annual report on international tourism 2023 as scheduled	An additional release on tourism 2022 was published in Q1	Due to the reduced time lag on the monthly releases by a month, which led to the ability to release the annual report within the financial year	
15.3		Statistical information on documented immigrants	Number of reports on documented immigrants compiled				1 report on documented immigrants compiled by March 2024	The report on documented immigrants was not compiled	Not achieved. The target will be discontinued	Due to dependency on external stakeholder for data
15.4		Statistical information on vital statistics	Number of releases on vital statistics (births) published	Published annual release on recorded live births (2020)	Published annual release on recorded live births (2021)		1 annual release on recorded live births (2022) published by November 2023	Published annual release on recorded live births (2022) in December 2023	Achieved later than scheduled	Due to dependency on external stakeholder

⁵ The outputs for this target are [tourism](#) and [migration](#) releases.

WP No.	Outcome	Output	Output indicator	Audited actual performance: 2021/22	Audited actual performance: 2022/23	Planned annual target: 2023/24	Actual achievement 2023/24	Deviation from planned target to actual achievement 2023/24	Reasons for deviations
Programme 3: Population and Social Statistics: (Subprogramme: Health and Vital Statistics)									
15.5	Insightful data	Discussion document on births and deaths	Number of discussion documents on births and deaths published			1 discussion document on births and deaths published by March 2024	Compiled discussion document on births and deaths	Not achieved. The discussion document was not published as scheduled	Due to internal processes
15.6		Statistical information on vital statistics	Number of releases on vital statistics (deaths) published	Not achieved. The annual release on mortality and causes of death (MACOD) (2019) was not published	Not achieved. Annual releases for 2019 and 2020 were not published	3 annual releases on mortality and causes of death (2019, 2020 & 2021) published by March 2024	Published annual release on MACOD 2019 in December 2023	MACOD 2019 was published earlier than scheduled	Due to reprioritisation
								MACOD 2020 and MACOD 2021 were not published as scheduled	Due to internal processes
15.7			Number of releases on vital statistics (marriages and divorces) published	Published annual release on marriages and divorces (2020)	Published annual release on marriages and divorces (2021)	1 annual release on marriages and divorces (2022) published by March 2024	Published annual release on marriages and divorces (2022) as scheduled		
15.8		Statistical information on health	Number of reports on health statistics published	Published annual report on health statistics	Published thematic report on health	1 annual report on health statistics published by February 2024	Published health statistics report on non-communicable diseases in SA in October 2023	Achieved earlier than scheduled An additional report on road transport accident deaths was published in Q4	Both reports pertain to mortality statistics

WP No.	Outcome	Output	Output indicator	Audited actual performance: 2021/22	Audited actual performance: 2022/23	Planned annual target: 2023/24	Actual achievement 2023/24	Deviation from planned target to actual achievement 2023/24	Reasons for deviations
Programme 3: Population and Social Statistics: (Subprogramme: Social Statistics)									
16.1	Insightful data	Statistical information on domestic tourism	Number of releases on domestic tourism statistics published	Not achieved. The release on domestic tourism statistics was not published	Published annual release on domestic tourism statistics	1 annual release on domestic tourism statistics published by October 2023	Published annual release on domestic tourism statistics (2022) as scheduled		
16.2		Technical reports on domestic tourism	Number of reports on improving domestic tourism statistics compiled	Compiled technical report on the integration of the national Domestic Tourism Surveys	Compiled technical report on the integration of the national Domestic Tourism Surveys	1 technical report on the integration of the national domestic tourism surveys compiled by March 2024	Compiled technical report on the integration of the national domestic tourism surveys as scheduled		
16.3		Statistical information on household service delivery	Number of releases on social and household service delivery statistics published	Published annual release on social and household service delivery statistics	Published annual release on social and household service delivery statistics	1 annual release on social and household service delivery statistics published by May 2023	Published annual release on social and household service delivery statistics in August 2023	Achieved later than scheduled	Due to resource constraints
16.4		Development indicators publication	Number of releases on development indicators published	Published annual release on development indicators	Published annual release on development indicators	1 annual release on development indicators published by May 2023	Published annual release on development indicators in August 2023	Achieved later than scheduled	Due to human resource constraints
	Published annual release on metro development indicators			Published annual release on metro development indicators	1 annual release on metro development indicators published by May 2023	Published annual release on metro development indicators in August 2023	Achieved later than scheduled	Due to human resource constraints	

WP No.	Outcome	Output	Output indicator	Audited actual performance: 2021/22	Audited actual performance: 2022/23	Planned annual target: 2023/24	Actual achievement 2023/24	Deviation from planned target to actual achievement 2023/24	Reasons for deviations
Programme 3: Population and Social Statistics: (Subprogramme: Social Statistics)									
16.5	Insightful data	Statistical information on marginalised groups	Number of reports on marginalised groups published	Published annual release on marginalised groups indicators	Published annual report on marginalised groups indicators	1 annual report on marginalised groups indicators published by February 2024	Published annual report on marginalised groups indicators in March 2024	Achieved later than scheduled	Due to dependency on internal stakeholders
				Published annual release (Series 5)	Published annual thematic report on marginalised groups (Series 6)	1 annual thematic report on marginalised groups published (Series 7) by February 2024	An annual thematic report on marginalised groups (Series 7) was not published as scheduled	Not achieved. Work will continue in 2024/25	Due to dependency on internal stakeholders
16.6		Statistical information on gender	Number of thematic reports on gender published	Published annual release on gender (Series 8)	Published annual thematic report on gender (Series 9)	1 annual thematic report on gender (Series 10) published by August 2023	Published annual thematic report on gender (Series 10) in October 2023	Achieved later than scheduled	Due to human resource constraints
16.7		Statistical information on crime, safety and security	Number of releases on crime, safety and security statistics published	Published annual release on victims of crime statistics	Published annual release on victims of crime statistics	1 annual release on victims of crime statistics published by August 2023	Published annual release on victims of crime statistics as scheduled		
16.8		Statistical information on governance	Number of releases on governance statistics published		Published annual release on governance statistics	1 release on governance statistics published by October 2023	Published release on governance statistics as scheduled		
16.9		Statistical information on child statistics	Number of thematic reports on child statistics published		Compiled report on child statistics (Series 1)	1 thematic report on child statistics (Series 2) published by February 2024	Published thematic report on child statistics (Series 2) as scheduled		

WP No.	Outcome	Output	Output indicator	Audited actual performance: 2021/22	Audited actual performance: 2022/23	Planned annual target: 2023/24	Actual achievement 2023/24	Deviation from planned target to actual achievement 2023/24	Reasons for deviations
Programme 3: Population and Social Statistics: (Subprogramme: Social Statistics)									
16.10	Insightful data	Statistical information on household services using Census data	Number of thematic reports on household services published			1 thematic report on household services published by November 2023	The thematic report was not published	Not achieved. Work will continue in 2024/25	Due to dependency on internal stakeholders
16.11		Statistical information on education using Census data	Number of thematic reports on education published			1 thematic report on education published by August 2023	Published thematic report on education in March 2024	Achieved later than scheduled	Due to human resource constraints
16.12		Statistical information on gender using Census data	Number of thematic reports on gender published			1 thematic report on gender published by August 2023	Published thematic report on gender in March 2024	Achieved later than scheduled	Due to dependency on internal stakeholders
16.13		Statistical information on persons with disabilities using Census data	Number of thematic reports on persons with disabilities published			1 thematic report on persons with disabilities published by March 2024	Published thematic report on persons with disabilities as scheduled		

WP No.	Outcome	Output	Output indicator	Audited actual performance: 2021/22	Audited actual performance: 2022/23	Planned annual target: 2023/24	Actual achievement 2023/24	Deviation from planned target to actual achievement 2023/24	Reasons for deviations
Programme 3: Population and Social Statistics: (Subprogramme: Labour Statistics)									
17.1	Insightful data	Statistical information on employment and earnings releases	Number of releases on employment and earnings published 13 weeks after the reference month	Published 4 quarterly releases on employment and earnings	Published 4 quarterly releases on employment and earnings	4 quarterly releases on employment and earnings published as scheduled	Published 4 quarterly releases on employment and earnings as scheduled		
17.2		Statistical information on labour market releases	Number of releases on labour market information published 6-7 weeks after the end of the quarter (last publication will be released 8 weeks after the end of the quarter)	Published 4 quarterly releases on labour market information	Published 4 quarterly releases on labour market information	4 quarterly releases on labour market information published as scheduled	Published 4 quarterly releases on labour market information as scheduled		
17.3			Number of reports on labour market statistics published	Not achieved. The annual report on labour market statistics was not published	Published annual report on labour market statistics	1 annual report on labour market statistics published by November 2023	Published annual report on labour market statistics in November 2023 as scheduled		

WP No.	Outcome	Output	Output indicator	Audited actual performance: 2021/22	Audited actual performance: 2022/23	Planned annual target: 2023/24	Actual achievement 2023/24	Deviation from planned target to actual achievement 2023/24	Reasons for deviations
Programme 3: Population and Social Statistics: (Subprogramme: Poverty and Inequality Statistics)									
18.1	Insightful data	Statistical information on poverty and inequality	Number of reports on life circumstances, poverty and inequality published	Published report on national poverty lines for 2021	Published report on national poverty lines for 2022	1 report on national poverty lines for 2023 published by August 2023	Published report on national poverty lines for 2023 as scheduled		
				Published report on subjective poverty based on GHS 2019	Published report on food security using the GHS data series	1 report on food security based on GHS data series published by March 2024	A report on food security based on GHS data series was not published as scheduled	Not achieved. Work will continue in 2024/25	Due to human resource constraints
						1 report on subjective poverty based on GHS data series published by February 2024	Published report on subjective poverty based on GHS data series in March 2024	Achieved later than scheduled	Due to human resource constraints
18.2			Number of reports on South African Multidimensional Poverty Index (SAMPI) published	Published report on subjective poverty based on GHS 2019	Published document on SAMPI using the GHS data series	1 report on SAMPI based on Census 2022 published by December 2023	A report on SAMPI based on Census 2022 was not published as scheduled	Not achieved. The target will be discontinued	Due to a scope change



3.4 Programme 4: Methodology and Statistical Infrastructure

Programme purpose: Develop standards, statistical frames, methodologies and conduct statistical research.

Objectives:


- Improve the quality and methodological soundness of statistical information by researching, developing, applying and reviewing statistical methods, standards, classifications and procedures in the statistical value chain annually.
- Monitor and evaluate the methodological compliance of statistical operations by conducting independent evaluations on statistical practices annually.
- Ensure complete and accurate sampling frames to enhance the quality of economic and social statistics by maintaining and updating business and geographic information frames annually.

Linking programmes with strategic outcomes and objectives: Programme 4 contributes to the following strategic outcomes:



Agile operating model

- a) Modernise and innovate business processes across the value chain
- b) Adapt/adopt international frameworks and standards
- c) Leverage statistical infrastructure within the data ecosystem
- d) Reposition and strengthen the methodology function

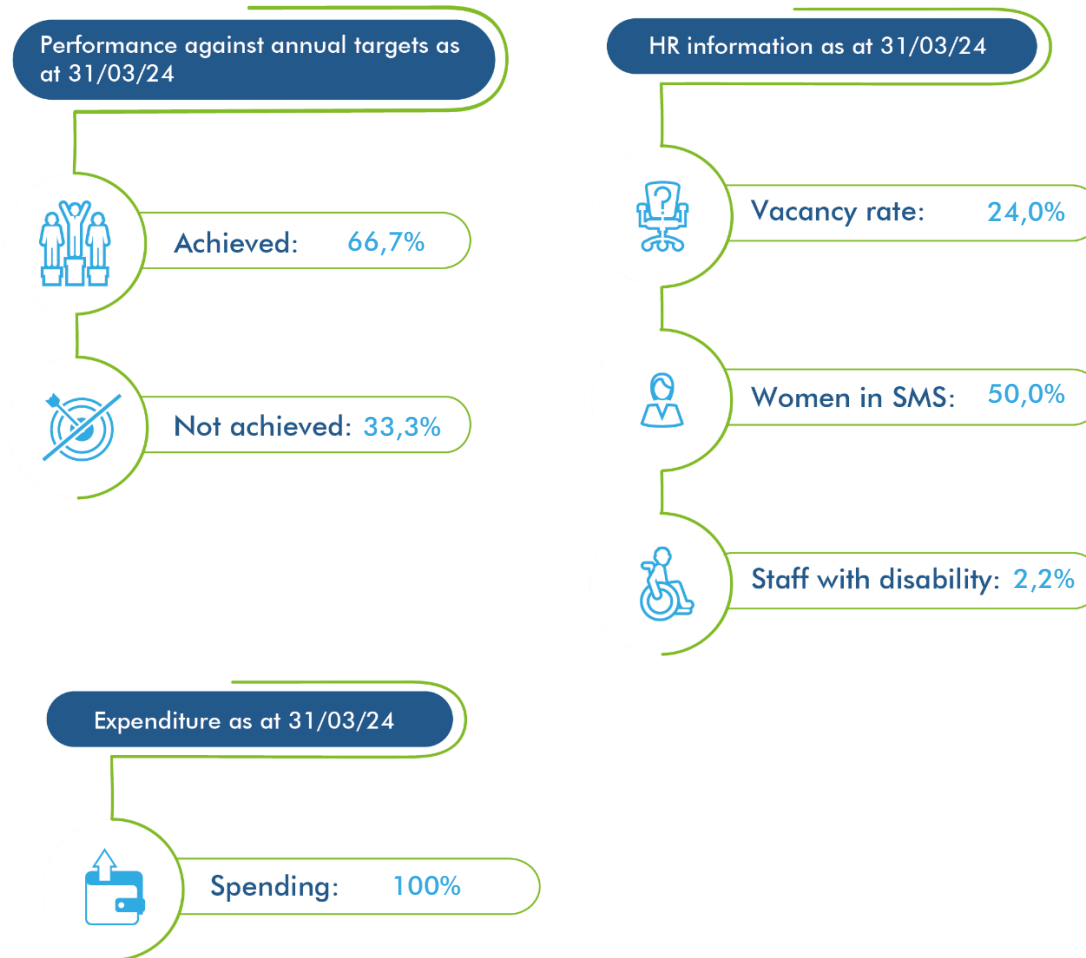


Interconnected statistical systems

- a) Deepen and strengthen participation in the NSS
- b) Promote standardisation across the statistical system
- c) Invest in strategic partnerships nationally and globally
- d) Envision the data ecosystem

Overall programme performance:

Programme 4: Methodology and Statistical Infrastructure achieved 66,7% of its annual targets as at 31 March 2024 and 33,3% of targets were not achieved.



Subprogrammes:

Programme Management for Methodology and Statistical Infrastructure provides strategic direction and leadership to the programme. Key activities in 2023/24 included providing strategic guidance on the development of standards, statistical frames, and methodologies, and monitoring the implementation of the work programme. The programme contributes towards achieving the organisational strategic outcomes of agile operating model and interconnected statistical systems. The key deliverables are essential and critical elements that form the support system and foundation of core statistical products.

Statistical Methods provides technical expertise and advice on statistical methodologies and practices for producing official statistics. A key output was a research report on the design of the new master sample.

Statistical Standards develops standards, classifications and definitions for surveys undertaken by the department. A key output was the adoption of an international standard on the Harmonized System (HS 2022).

Business Register maintains and improves the sampling frame for economic statistics. A key output was a report on the assessment of additional sources for the business register.

Geography maintains and improves the frame for geographic information in household surveys and censuses. The creation of a master sample and the maintenance of a geo-portal for the dissemination of statistics were not achieved as scheduled due to stakeholder dependencies and funding constraints.

Survey Monitoring and Evaluation monitors the quality of statistical operations for surveys and censuses and conducts independent evaluations. A key output included the development of a code of practice for incorporation into the Quality Management System (QMS).

Response to prioritising women, youth and persons with disabilities: Not applicable.

Strategy to overcome areas of underperformance: The creation of the primary sampling units for the purpose of creating the master sample was delayed due to prioritisation of resources and the maintenance of the geo-portal is dependent on the availability of funds. The branch will focus on updating a multi-modal frame for the master sample in 2024/25.

Actual performance against the work programme is captured in the table below:

WP No.	Outcome	Output	Output indicator	Audited actual performance: 2021/22	Audited actual performance: 2022/23	Planned annual target: 2023/24	Actual achievement 2023/24	Deviation from planned target to actual achievement 2023/24	Reasons for deviations
Programme 4: Methodology and Statistical Infrastructure: (Subprogramme: Statistical Methods)									
19.1	Agile operating model	New master sample	Number of reports on the new master sample compiled	Not achieved. The PES was not conducted	Conducted PES for Census 2022	1 research report on the design of the new master sample compiled by March 2024	Compiled research report on the design of the new master sample as scheduled		
Programme 4: Methodology and Statistical Infrastructure: (Subprogramme: Statistical Standards)									
20.1	Agile operating model	International standard to improve statistical practices	Number of international standards adopted	Adopted international standard on CPC	Adopted international standard on Institutional Sector Classification	1 international classification on the Harmonized System (HS 2022) adopted by March 2024	Adopted international classification on the Harmonized System (HS 2022) as scheduled		
Programme 4: Methodology and Statistical Infrastructure: (Subprogramme: Business Register)									
21.1	Agile operating model	Reports on the identified additional sources	Number of reports on the identified additional sources assessed	Compiled report on additional source/s relevant for updating the Statistical Business Register	Compiled report on maintenance of the Statistical Business Register	1 report on the identified additional sources assessed by March 2024	Compiled report on the identified additional sources assessed as scheduled		

WP No.	Outcome	Output	Output indicator	Audited actual performance: 2021/22	Audited actual performance: 2022/23	Planned annual target: 2023/24	Actual achievement 2023/24	Deviation from planned target to actual achievement 2023/24	Reasons for deviations
Programme 4: Methodology and Statistical Infrastructure: (Subprogramme: Geography)									
22.1	Agile operating model	Geographic information frame for household surveys	Number of geographic information frame layers created	Compiled research report on a layer of output areas	Geo-enabled statistical frame	1 master sample layer of PSU created by March 2024	The master sample was 77% completed	Not achieved. Work will continue in 2024/25	Due to dependencies on internal stakeholders
22.2		Geo-portal for dissemination of statistical products	Number of geo-portals for dissemination of statistical products established	Established end-to-end geospatial workflow management platform	Implemented geo-portal for dissemination of statistical products	1 geo-portal for dissemination of statistical products maintained by March 2024	The geo-portal for dissemination of statistical products was not maintained as scheduled	Not achieved. The current geo-portal is internally facing	Due to funding constraints
Programme 4: Methodology and Statistical Infrastructure: (Subprogramme: Survey Monitoring and Evaluation)									
23.1	Agile operating model	Quality Management System (QMS)	Number of Quality Management System elements implemented	Compiled report on the updated quality management system	Compiled assessment report on the application of the QMS on the IES 2022/23	1 monitoring and evaluation practice incorporated into the QMS by March 2024	Incorporated a monitoring and evaluation code of practice tool into the QMS as scheduled		



3.5 Programme 5: Statistical Support and Informatics

Programme purpose: Enables statistical production through technology and promotes the use of statistics.

Objectives:

- Modernise business processes by building enterprise architecture and applying emerging technologies for data collection and processing, and the dissemination of statistical information over the medium term.
- Enable the department's production of official statistics by providing a technology infrastructure that is reliable, sustainable and cost effective over the medium term.
- Increase awareness about and the use of official statistics by government and the public on an ongoing basis by reaching out to stakeholders and responding to user enquiries, educating users, and improving access to statistical information and making it easier to use.
- Manage external and internal communications on statistical matters by issuing daily, weekly and monthly information updates through the media on an ongoing basis.

Linking programmes with strategic outcomes and objectives: Programme 5 contributes to the following strategic outcomes:



Insightful data

- a) Put stakeholders at the centre to increase usage and trust
- b) Sustain the quality of national indicators
- c) Deepen statistical analysis for new insights
- d) Explore the use of alternative data sources

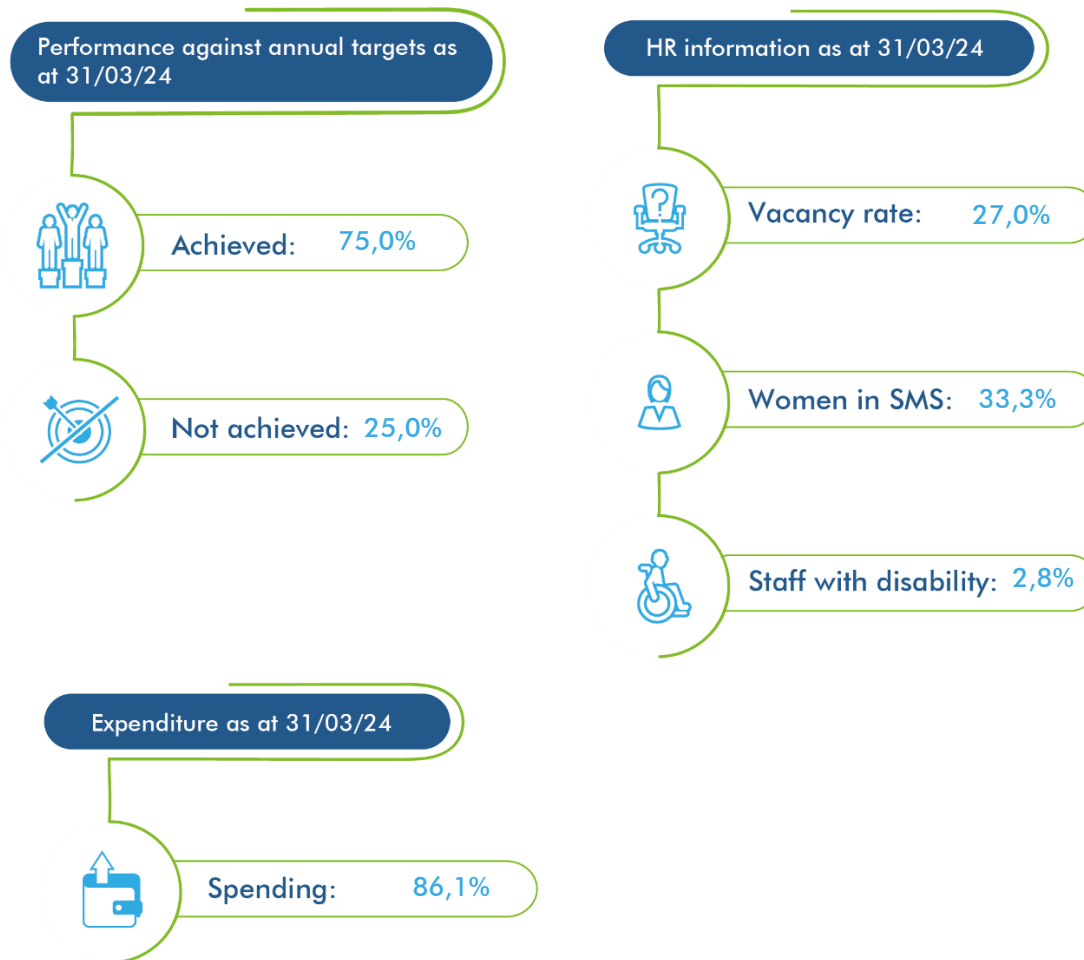


Transformed capability

- a) Invest in innovative technologies and ICT infrastructure
- b) Build a versatile and multi-skilled workforce
- c) Invest in capacity building in the data ecosystem
- d) Build a united and diverse organisation that is responsive to a fast-changing environment

Overall programme performance:

Programme 5: Statistical Support and Informatics achieved 75,0% of its annual targets as at 31 March 2024 of which 68,8% were achieved as scheduled and 6,2% were achieved earlier than scheduled. 25,0% of targets were not achieved.



Subprogrammes:

Programme Management for Statistical Support and Informatics provides strategic direction and leadership to the programme. Key activities in 2023/24 included leading strategic engagements with external stakeholders on creating an enabling ICT environment to support and enable business operations, especially for the census operations, providing strategic guidance on the establishment of an enterprise-wide architecture as a technology platform for the future, and monitoring the implementation of the work programme. This programme contributed to the achievement of the strategic outcome *Transformed capability*.

Advocacy and Dissemination manages external and internal communication and increases the use of statistical information through stakeholder engagement and the dissemination of official statistics on various platforms. A key output included a report on the provision of communication and marketing support to the IES 2022/23 project. A report on the review of the branding strategy was not completed due to internal stakeholder consultation. Phase 3 of the website enhancement project was not completed due to a scope change. A user satisfaction survey was launched and retracted due to system challenges.

Business Modernisation improves data and information management across the department by modernising the way business is conducted and supported by technology. Key outputs included a report on the implementation of an enterprise architecture tool and the modernising of two business processes.

Publication Services provides editing, publishing, and distribution services to survey areas. Key outputs included the development of 80 databases within generic data storage.

Information and Communication Technology provides technology infrastructure to the department and supports data management across statistical series. Key outputs included a report on the implementation of an ICT Cybersecurity risk initiative, and support to Census 2022 ICT infrastructure and platforms. An ICT environment upgrade initiative was not completed as scheduled due to system challenges.

Analytical Studies provides integrative statistical advice and support to policy planners and development practitioners and participates in knowledge research and innovation on key development themes. Key outputs included 2 research reports on spatial analysis.

Response to prioritising women, youth and persons with disabilities: Not applicable.

Strategy to overcome areas of underperformance: Not applicable.

Actual performance against the work programme is captured in the table below:

WP No.	Outcome	Output	Output indicator	Audited actual performance: 2021/22	Audited actual performance: 2022/23	Planned annual target: 2023/24	Actual achievement 2023/24	Deviation from planned target to actual achievement 2023/24	Reasons for deviations
Programme 5: Statistical Support and Informatics: (Subprogramme: Advocacy and Dissemination)									
24.1	Insightful data	Brand management strategy	Number of brand management elements implemented	Not achieved. The report on positioning Stats SA in the data ecosystem was not compiled	Not achieved. An evaluation report on Stats SA's position within the data ecosystem was not compiled	1 report on branding strategy reviewed by December 2023	The strategy was not reviewed as scheduled	Not achieved. Work will continue in 2024/25	Due to internal stakeholder consultation
24.2		Stats SA website	Number of Stats SA website enhancements implemented	Compiled report on Phase 1 of the reengineering of the website	Re-engineered 40% of Stats SA website	1 Stats SA website (Phase 3) enhanced by March 2024	Phase 3 was not enhanced as scheduled	Not achieved. Work will continue in 2024/25	Due to a scope change
24.3		User Satisfaction Survey (USS)	Number of User Satisfaction Surveys conducted	The USS was not conducted due to Census 2022 activities	Conducted User Satisfaction Survey	1 USS conducted by March 2024	The survey was launched and retracted	Not achieved. Work will continue in 2024/25	Due to system challenges
24.4		Reports on communication and marketing support to dissemination of priority projects	Percentage of communication and marketing support to dissemination of priority projects	Not achieved due to the extension of the Census 2022 project. A final report on support provided to be completed in 2022/23	Compiled report on support provided to Census 2022 and PES	100% communication and marketing support to dissemination of Census 2022 products provided by March 2024	Provided 100% communication and marketing support to dissemination of Census 2022 products as scheduled		

WP No.	Outcome	Output	Output indicator	Audited actual performance: 2021/22	Audited actual performance: 2022/23	Planned annual target: 2023/24	Actual achievement 2023/24	Deviation from planned target to actual achievement 2023/24	Reasons for deviations
Programme 5: Statistical Support and Informatics: (Subprogramme: Business Modernisation)									
25.1	Transformed capability	Enterprise architecture platform	Number of enterprise architecture domains implemented	Established 2 enterprise architecture domains (business and data)	Established 1 enterprise architecture domain	1 enterprise architecture platform implemented by March 2024	Implemented enterprise architecture platform as scheduled		
25.2		Business processes modernised	Number of business processes modernised		Modernised 1 business process	2 business processes modernised by March 2024	Modernised 2 business processes (Q3 and Q4)	1 process was modernised earlier than scheduled (Q3)	Due to reprioritisation
Programme 5: Statistical Support and Informatics: (Subprogramme: Publication Services)									
26.1	Insightful data	Databases within generic data storage	Number of databases to interface between generic data storage and dissemination tools developed	Developed 50 databases within generic data storage	Developed 53 databases within generic data storage	80 databases within generic data storage developed by March 2024	Developed 80 databases within generic data storage as scheduled		

WP No.	Outcome	Output	Output indicator	Audited actual performance: 2021/22	Audited actual performance: 2022/23	Planned annual target: 2023/24	Actual achievement 2023/24	Deviation from planned target to actual achievement 2023/24	Reasons for deviations
Programme 5: Statistical Support and Informatics: (Subprogramme: Information and Communication Technology)									
27.1	Transformed capability	Upgraded ICT environment	Number of reports on ICT environment initiatives implemented	Not achieved. An ICT environment upgrade was not completed	Not achieved. Testing of systems is in progress	1 report on ICT environment upgrade initiative (Phase 1) implemented by March 2024	A report on ICT environment upgrade initiative was not compiled as scheduled	Not achieved. Work will continue in 2024/25	Due to system challenges
27.2		ICT Cybersecurity risk initiatives	Number of reports on ICT risk environment improved	Not achieved. 4 ICT governance and security awareness reports were not compiled	Implemented ICT Cybersecurity risk initiative	1 report on ICT cybersecurity risk initiative implemented by March 2024	Compiled report on implementation of ICT cybersecurity risk initiative as scheduled		
27.3		ICT infrastructure platforms for priority projects	Percentage of ICT infrastructure platforms to support priority projects	Compiled report on 100% maintenance of Census 2022 infrastructure and platforms	Maintained 100% Census 2022 ICT infrastructure and platforms	100% Census 2022 ICT infrastructure and platforms supported by March 2024	Provided 100% support to Census 2022 ICT infrastructure and platforms as scheduled		
Programme 5: Statistical Support and Informatics: (Subprogramme: Analytical Studies)									
28.1	Insightful data	Research report on spatial analysis	Number of research reports on spatial analysis compiled	Compiled 2 research reports on spatial analysis	Compiled 2 research reports on spatial analysis	2 research reports on spatial analysis compiled by March 2024	Compiled 2 research reports on spatial analysis as scheduled		






3.6 Programme 6: Statistical Operations and Provincial Coordination

Programme purpose: Collects and processes data and interacts with stakeholders and users at provincial and local levels.

Objectives:

- Provide integrated data collection services, and disseminate quality statistics to provincial and local stakeholders and the public by ensuring an average annual response rate of 85%.
- Expand the statistical information base for use by government, the private sector, and the public by conducting a population census every 10 years, and large-scale population surveys between censuses.
- Ensure the efficiency and effectiveness of survey operations conducted by the department by coordinating household survey operations to ensure an average annual response rate of 85%.
- Improve the quality and timeliness of the editing and processing of statistical data by administering a common data processing platform for censuses, household surveys, administrative records and ad hoc survey data over the medium term.

Linking programmes with strategic outcomes and objectives: Programme 6 contributes to the following strategic outcomes:



Agile operating model

- a) Modernise and innovate business processes across the value chain
- b) Adapt/adopt international frameworks and standards
- c) Leverage statistical infrastructure within the data ecosystem
- d) Reposition and strengthen the methodology function



Transformed capability

- a) Invest in innovative technologies and ICT infrastructure
- b) Build a versatile and multi-skilled workforce
- c) Invest in capacity building in the data ecosystem
- d) Build a united and diverse organisation that is responsive to a fast-changing environment


3.6 Programme 6: Statistical Operations and Provincial Coordination

Programme purpose: Collects and processes data and interacts with stakeholders and users at provincial and local levels.

Objectives:


- Provide integrated data collection services, and disseminate quality statistics to provincial and local stakeholders and the public by ensuring an average annual response rate of 85%.
- Expand the statistical information base for use by government, the private sector, and the public by conducting a population census every 10 years, and large-scale population surveys between censuses.
- Ensure the efficiency and effectiveness of survey operations conducted by the department by coordinating household survey operations to ensure an average annual response rate of 85%.
- Improve the quality and timeliness of the editing and processing of statistical data by administering a common data processing platform for censuses, household surveys, administrative records and ad hoc survey data over the medium term.

Linking programmes with strategic outcomes and objectives: Programme 6 contributes to the following strategic outcomes:



Agile operating model

- a) Modernise and innovate business processes across the value chain
- b) Adapt/adopt international frameworks and standards
- c) Leverage statistical infrastructure within the data ecosystem
- d) Reposition and strengthen the methodology function

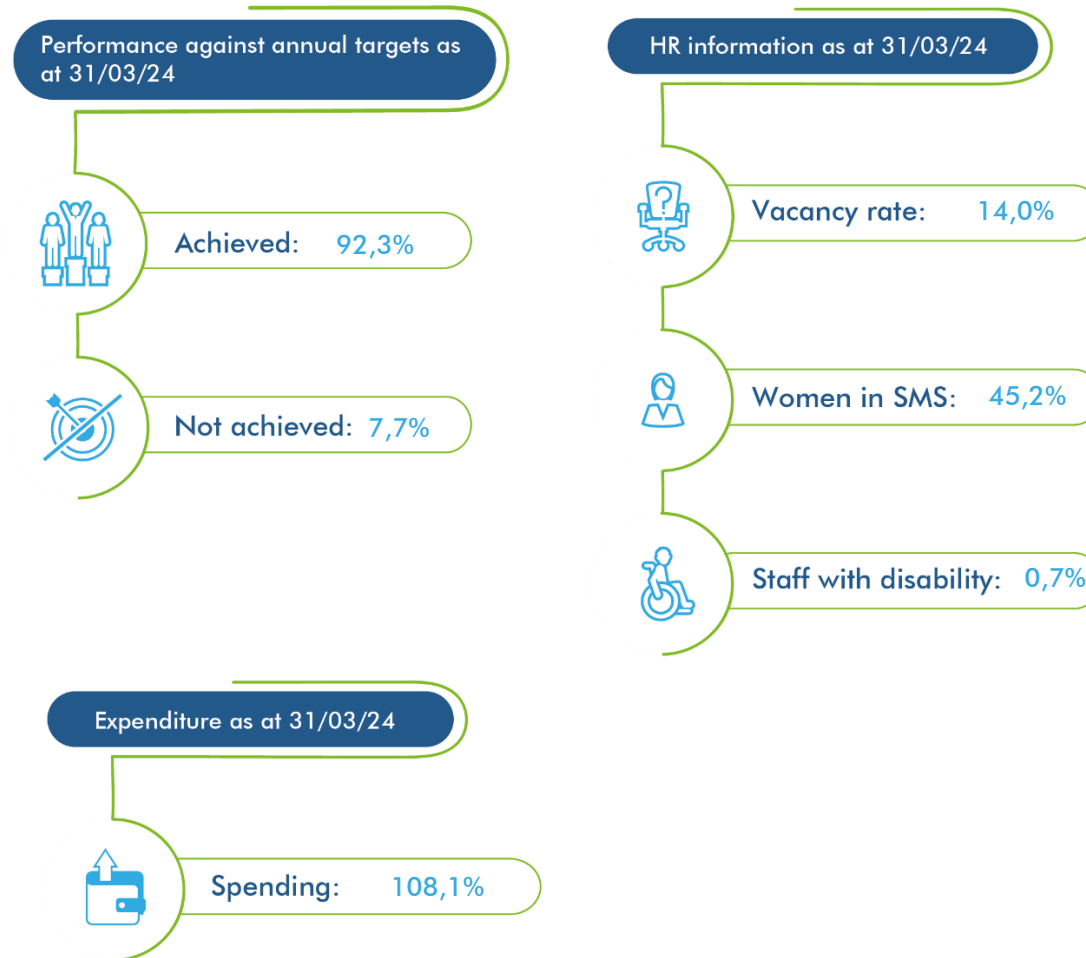


Transformed capability

- a) Invest in innovative technologies and ICT infrastructure
- b) Build a versatile and multi-skilled workforce
- c) Invest in capacity building in the data ecosystem
- d) Build a united and diverse organisation that is responsive to a fast-changing environment

Overall programme performance:

Programme 6: Statistical Operations and Provincial Coordination achieved 92,3% of its annual targets as scheduled and 7,7% were not achieved.



Subprogrammes:

Programme Management for Statistical Operations and Provincial Coordination provides strategic direction and leadership to the programme. Key activities in 2023/24 included providing strategic guidance on improving integrated field operations, leading dissemination of Census 2022 in the provinces, addressing the backlog in data operations, and monitoring the implementation of the work programme. The programme contributes towards achieving the organisational strategic outcome of agile operating model. The key deliverables are essential and critical elements of the statistical value chain.

Provincial and District Offices provides integrated data collection and dissemination services and promotes the use and coordination of official statistics to provincial and local stakeholders. Key outputs included a report on the review of the integrated fieldwork operations model, 9 provincial reports on Census 2022 dissemination and 9 provincial reports on IES 2022/23.

Data Operations manages the processing and editing of census, survey, and administrative data. Key outputs included reports on the implementation of multimode data operations (Phase 2) and the processing of IES 2022/23 data. The processing of death notification forms for the Mortality and Causes of Death (2021) were not completed due to the impact of the COVID-19 pandemic.

Household Surveys and Censuses conducts periodic population censuses and large-scale population surveys, and coordinates and integrates collection activities across household surveys. Key outputs included reports on national digital data collection for household surveys and a review of quality assurance tools. A research report on data collection tools for the Community Survey was not compiled due to internal processes.

Response to prioritising women, youth and persons with disabilities: Not applicable.

Strategy to overcome areas of underperformance: Not applicable.

Actual performance against the work programme is captured in the table below:

WP No.	Outcome	Output	Output indicator	Audited actual performance: 2021/22	Audited actual performance: 2022/23	Planned annual target: 2023/24	Actual achievement 2023/24	Deviation from planned target to actual achievement 2023/24	Reasons for deviations
Programme 6: Statistical Operations and Provincial Coordination: (Subprogramme: Provinces)									
29.1	Agile operating model	Integrated fieldwork operations model	Number of reports on integrated fieldwork operations model implemented	Approved proposal for integrated fieldwork to streamline statistical operations	Compiled report on integrated fieldwork operations model pilot	1 report on integrated fieldwork operations model reviewed by March 2024	Compiled report on integrated fieldwork operations model as scheduled		
29.2		Dissemination of Census 2022	Number of reports on Census 2022 dissemination compiled (Phase 1)	Compiled 9 reports on Census 2021 data collection pilot	Compiled 9 provincial reports on Census 2022 data collection	9 provincial reports on Census 2022 dissemination compiled by March 2024 (Phase 1)	Compiled 9 provincial reports on Census 2022 dissemination (Phase 1) as scheduled		
29.3		Data collection on Income and Expenditure Survey	Number of reports on Income and Expenditure Survey data collection compiled	Not achieved. 9 provincial field reports on Census 2022 data collection were not compiled due to the extension of the Census 2022 project	Developed Census 2022 dissemination plan	9 provincial reports on Income and Expenditure Survey data collection compiled by March 2024	Compiled 9 provincial reports on Income and Expenditure Survey data collection as scheduled		

WP No.	Outcome	Output	Output indicator	Audited actual performance: 2021/22	Audited actual performance: 2022/23	Planned annual target: 2023/24	Actual achievement 2023/24	Deviation from planned target to actual achievement 2023/24	Reasons for deviations
Programme 6: Statistical Operations and Provincial Coordination: (Subprogramme: Data Operations)									
30.1	Agile operating model	Reports on business processes	Number of reports on improved business processes implemented	Compiled report on business processes tested (Phase 1)	Compiled report on the implementation of business processes (Phase 1)	1 multimode data operation fully implemented by March 2024 (Phase 2)	Compiled report on the implementation of multimode data operations (Phase 2) as scheduled		
30.2		Reports on Causes of death data	Percentage death notification forms processed		Processed 100% death notification forms (2019)	100% death notification forms (2021) processed by January 2024	Processed 77% of death notification forms	Not achieved. Work will continue in 2024/25	Due to the impact of the COVID-19 pandemic
30.3		Data processed for priority projects	Number of reports on priority projects data processed	Compiled report on Census 2022 pilot data processed	Compiled report on Census 2022 data processed	1 report on Census 2022 main data processed by April 2023	Compiled report on Census 2022 main data processed as scheduled		
						1 report on IES 2022/23 data processed by March 2024	Compiled report on IES 2022/23 data processed as scheduled		

WP No.	Outcome	Output	Output indicator	Audited actual performance: 2021/22	Audited actual performance: 2022/23	Planned annual target: 2023/24	Actual achievement 2023/24	Deviation from planned target to actual achievement 2023/24	Reasons for deviations
Programme 6: Statistical Operations and Provincial Coordination: (Subprogramme: Household Surveys and Censuses)									
31.1	Insightful data	Community Survey (CS)	Number of reports on Community Survey compiled	Compiled debriefing report on Census 2022 pilot	Compiled evaluation report on Census 2022 field operations	1 research report on Community Survey compiled by March 2024	Compiled document on challenges with non-responses	Not achieved. The document was compiled with the intention of developing a publicity strategy for the CS	Due to internal processes
31.2		Reports on digital data collection	Number of national reports on digital data collection compiled	Not achieved. A national data collection report on Census 2022 was not compiled due to the extension of the Census project	Compiled national report on digital data collection for household surveys	1 report on national digital data collection compiled by March 2024	Compiled report on national digital data collection as scheduled		
31.3		Reports on quality assurance tools	Number of reports on quality assurance tools implemented	Compiled national report on digital data collection for household surveys	Compiled national report on quality assurance tools developed	1 report on quality assurance tools reviewed compiled by March 2024	Compiled report on quality assurance tools reviewed as scheduled		




3.7 Programme 7: South African National Statistics System

Programme purpose: Develop and coordinate the national statistics system in South Africa.

Objectives:


- Ensure that the production of national statistics is based on common statistical standards and principles by providing statistical support and advice, and certifying statistics as official on an ongoing basis.
- Ensure the sharing of statistical information by establishing and providing mechanisms, platforms and criteria for the sharing of data on an ongoing basis.
- Drive statistical reporting by coordinating the compilation of statistical reports, in line with the integrated indicator framework, on an ongoing basis.

Linking programmes with strategic outcomes and objectives: Programme 7 contributes to the following strategic outcomes:



Insightful data

- a) Put stakeholders at the centre to increase usage and trust
- b) Sustain the quality of national indicators
- c) Deepen statistical analysis for new insights
- d) Explore the use of alternative data sources

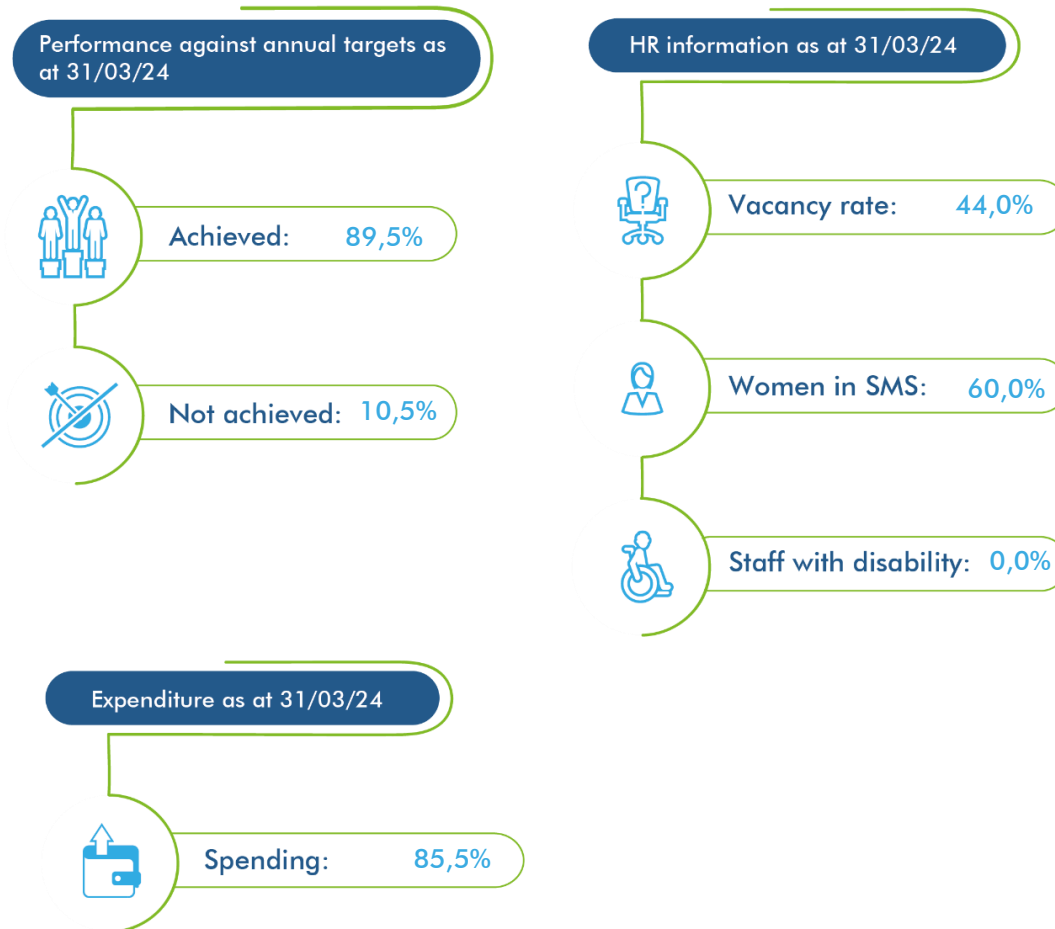


Interconnected statistical systems

- a) Deepen and strengthen participation in the NSS
- b) Promote standardisation across the statistical system
- c) Invest in strategic partnerships nationally and globally
- d) Envision the data ecosystem

Overall programme performance:

Programme 7: South African National Statistics System achieved 89,5% of its annual targets as at 31 March 2024 of which 79,0% were achieved as scheduled and 10,5% were achieved earlier than scheduled. 10,5% of targets were not achieved.



Subprogrammes:

Programme Management for the South African National Statistics System provides strategic direction and leadership to the programme. Key outputs in 2023/24 included leading the legislative reform process, leading strategic engagements at national and international level on the Sustainable Development Goals programme, providing strategic guidance on the independent quality assessment programme and monitoring the work programme deliverables. This programme contributes to the achievement of the strategic outcomes *Insightful data* and *Interconnected Statistical Systems*.

Economic Subsystem coordinates and facilitates the production of economic and environmental statistics in the national statistics system and provides statistical support and advice to producers of official statistics. Key outputs in 2023/24 included a clearance report for the Department of Science and Innovations Research and Experimental Development Survey, a report on the review of the Integrated Indicator Framework (IIF), a memorandum of understanding signed with the SA National Biodiversity Institute and a report on stakeholder consultation on the NSDS. A sector plan for economic statistics was not compiled as scheduled due to external stakeholder consultation.

Social Subsystem coordinates and facilitates the production of population and social statistics in the national statistics system and provides statistical support and advice to producers of official statistics. Key outputs in 2023/24 included a clearance report for the SAPS 2022/23 Crime Statistics, a report on the review of the IIF, a memorandum of understanding signed with the Department of Higher Education and Training and a report on stakeholder consultations on the NSDS. A sector plan for social statistics was not compiled as scheduled due to external stakeholder consultation.

Independent Quality Assessment conducts independent statistical reviews to assess the quality of statistical information, in line with the South African Statistical Quality Assessment Framework (SASQAF), to certify statistics as official. Key outputs in 2023/24 included 1 SASQAF quality assessment report for the Department of Science and Innovations Research and Experimental Development Survey, and a report on the updated SASQAF for administrative data sources.

Statistical Reporting coordinates the reporting of statistics to fulfil South Africa's statistical reporting obligations. Key outputs in 2023/24 included a report on the updating of data values in the IIF, a country report on SDG indicators and a progress report on the legislative reform process.

Data and Information Management coordinates and manages the transfer and sharing of data among entities in the national statistics system. Key outputs in 2023/24 included reports on the updated IIF portal, the updated online system for independent SASQAF assessment, the implementation of an online metadata repository for indicators, and a specifications document on a data source inventory system.

Response to prioritising women, youth and persons with disabilities: Not applicable.

Strategy to overcome areas of underperformance: Not applicable.

Actual performance against the work programme is captured in the table below:

WP No.	Outcome	Output	Output indicator	Audited actual performance: 2021/22	Audited actual performance: 2022/23	Planned annual target: 2023/24	Actual achievement 2023/24	Deviation from planned target to actual achievement 2023/24	Reasons for deviations
Programme 7: South African National Statistics System: (Subprogramme: Economic Subsystem)									
32.1	Interconnected statistical system	Clearance reports for economic statistics subsystem	Number of clearance reports for economic statistics subsystem compiled	Compiled clearance report for the Department of Science and Innovation (DSI) Research and Development (R&D) Survey	Compiled clearance report for the DSI R&D Survey (2020/21)	1 clearance report for economic statistics subsystem compiled by March 2024	Compiled clearance report for the DSI R&D Survey (2021/22) as scheduled		
32.2	Insightful data	Integrated indicator framework (IIF)	Number of reports on integrated indicator framework (IIF) for economic statistics subsystem reviewed	Reviewed IIF for economic statistics subsystem	Compiled report on review of IIF for economic statistics subsystem	1 report on integrated indicator framework (IIF) for economic statistics subsystem reviewed by March 2024	Compiled report on integrated indicator framework (IIF) for economic statistics subsystem as scheduled		
32.3		Memorandum of Understanding (MoU)/Service Level Agreements (SLA) signed	Number of MoU/SLA for economic statistics subsystem signed	Signed MoU with the Companies and Intellectual Property Commission (CIPC)	Signed MoU with COEGA Development Corporation	1 MoU/SLA for economic statistics subsystem signed by March 2024	Signed MoU with SA National Biodiversity Institute in December 2023	Earlier than scheduled	Due to reprioritisation
32.4	Interconnected statistical system	Strategy/Sector plans for economic statistics subsystem	Number of sector plans for economic statistics subsystem developed	Developed sector plan on economic statistics subsystem	Compiled research report on NSDS for economic statistics subsystem	1 sector plan for economic statistics subsystem developed by March 2024	Commenced with a sector plan for the economic statistics subsystem	Not achieved. Work will continue in 2024/25	Due to external stakeholder consultation
						1 report on stakeholder consultations on the NSDS compiled by March 2024	Compiled report on stakeholder consultations on the NSDS as scheduled		

WP No.	Outcome	Output	Output indicator	Audited actual performance: 2021/22	Audited actual performance: 2022/23	Planned annual target: 2023/24	Actual achievement 2023/24	Deviation from planned target to actual achievement 2023/24	Reasons for deviations
Programme 7: South African National Statistics System: (Subprogramme: Social Subsystem)									
33.1	Interconnected statistical system	Clearance reports for social statistics subsystem	Number of clearance reports for social statistics subsystem compiled	Compiled clearance report for the SAPS Crime statistics	Compiled clearance report for the SAPS Crime statistics (2021/22)	1 clearance report for social statistics subsystem compiled by March 2024	Compiled clearance report for the SAPS Crime Statistics (2022/23) as scheduled		
33.2	Interconnected statistical system	Integrated indicator framework (IIF) for social statistics subsystem	Number of reports on IIF for social statistics subsystem reviewed	Reviewed IIF for social statistics subsystem	Compiled report on review of IIF for social statistics subsystem	1 report on integrated indicator framework (IIF) for social statistics subsystem reviewed by March 2024	Compiled report on the review of the IIF for social statistics subsystem as scheduled		
33.3		MoU/SLA for social statistics subsystem	Number of MoU/SLA for social statistics subsystem signed	Signed MoU with Harambee Youth Employment Accelerator	Signed MoU with ICASA	1 MoU/SLA for social statistics subsystem signed by March 2024	Signed MoU with Department of Higher Education and Training in September 2023	Achieved earlier than scheduled	Due to reprioritisation
33.4	Interconnected statistical system	Strategy/Sector plans for social statistics subsystem	Number of sector plans for social statistics subsystem developed	Developed sector plan on social statistics subsystem	Compiled research report on NSDS for social statistics subsystem	1 sector plan for social statistics subsystem developed by March 2024	Commenced with a sector plan for the social statistics subsystem	Not achieved. Work will continue in 2024/25	Due to external stakeholder consultation
						1 report on stakeholder consultations on the NSDS compiled by March 2024	Compiled report on stakeholder consultations on the NSDS as scheduled		

WP No.	Outcome	Output	Output indicator	Audited actual performance: 2021/22	Audited actual performance: 2022/23	Planned annual target: 2023/24	Actual achievement 2023/24	Deviation from planned target to actual achievement 2023/24	Reasons for deviations
Programme 7: South African National Statistics System: (Subprogramme: Independent Quality Assessment)									
34.1	Interconnected statistical system	SASQAF quality assessments	Number of quality assessments conducted	Compiled SASQAF quality assessment report for the Financial Statistics of Higher Education release	Compiled SASQAF quality assessment reports for the Motor Trade Sales release and the SAPS quarterly Crime Statistics	1 SASQAF quality assessment compiled by March 2024	Compiled SASQAF quality assessment for the DSI Research and Experimental Development Survey (2020/21) as scheduled		
34.2		SASQAF for administrative data sources	Number of reports on SASQAF for administrative data sources compiled	Piloted SASQAF (edition 3 version 2)	Piloted SASQAF for administrative data sources	1 report on updated SASQAF for administrative data sources compiled by March 2024	Compiled report on updated SASQAF for administrative data sources as scheduled		

WP No.	Outcome	Output	Output indicator	Audited actual performance: 2021/22	Audited actual performance: 2022/23	Planned annual target: 2023/24	Actual achievement 2023/24	Deviation from planned target to actual achievement 2023/24	Reasons for deviations
Programme 7: South African National Statistics System: (Subprogramme: Statistical Reporting)									
35.1	Interconnected statistical systems	Updated integrated indicator framework	Number of reports on updated integrated indicator frameworks compiled	Updated integrated indicator framework data values	Compiled report on updated IIF data values	1 report on updated integrated indicator framework data values compiled by March 2024	Compiled report on updated integrated indicator framework data values as scheduled		
35.2	Insightful data	SDG indicators	Number of country reports on SDG indicators compiled	Compiled progress report on legislative reform	Compiled 17 goal reports on SDG indicators	1 country report on SDG indicators compiled by September 2023	Compiled country report on SDG indicators as scheduled		
35.3	Interconnected statistical systems	Amendment of the Statistics Act	Number of progress reports on the amendment of the Statistics Act compiled	Compiled progress report on legislative reform	Compiled progress report on legislative reform	1 progress report on legislative reform compiled by March 2024	Compiled progress report on legislative reform as scheduled		

WP No.	Outcome	Output	Output indicator	Audited actual performance: 2021/22	Audited actual performance: 2022/23	Planned annual target: 2023/24	Actual achievement 2023/24	Deviation from planned target to actual achievement 2023/24	Reasons for deviations
Programme 7: South African National Statistics System: (Subprogramme: Data and Information Management)									
36.1	Interconnected statistical system	Integrated indicator framework dissemination portal	Number of reports on updated IIF dissemination portal indicators compiled	Updated IIF dissemination portal	Compiled report on updated IIF dissemination portal	1 report on IIF dissemination portal compiled by March 2024	Compiled report on IIF dissemination portal as scheduled		
36.2		Online SASQAF self-assessment	Number of reports on additional features on the online SASQAF system compiled	Developed online system for SASQAF self-assessment	Compiled report on development of additional features to online system for SASQAF self-assessment	1 report on updated online system for SASQAF independent assessment compiled by March 2024	Compiled report on updated online system for SASQAF independent assessment as scheduled		
36.3		Online metadata repository	Number of online metadata repositories for indicators implemented		Developed specifications for online metadata repository for indicators	1 online metadata repository for indicators implemented by March 2024	Compiled report on implementation of online metadata repository for indicators as scheduled		
36.4		Data Source Inventory System (DSIS)	Number of Data Source Inventory Systems implemented			1 specification on Data Source Inventory System compiled by March 2024	Compiled specification on Data Source Inventory System as scheduled		



LIST OF ABBREVIATIONS AND ACRONYMS

AC	Audit Committee
AFS	Annual Financial Statements
AG	Auditor-General
AGSA	Auditor-General South Africa
BPM	Business Process Management
BSF	Business Sampling Frame
CAP	Computer-assisted Personal Interview
CATI	Computer-assisted Telephone Interview
CAWI	Computer-assisted Web Interview
CDC	Coega Development Corporation
CDC	Continuous Data Collection
CFO	Chief Financial Officer
CMPI	Construction Materials Price Indices
CoE	Compensation of Employees
CPC	Central Product Classification
CPI	Consumer Price Index
CPS	Continuous Population Survey
CRM	Client Relationship Management
DDG	Deputy Director-General
DDM	District Development Model
DHA	Department of Home Affairs
DPME	Department of Planning, Monitoring and Evaluation

DPSA	Department of Public Service and Administration
DSIS	Data Source Inventory System
DTS	Domestic Tourism Survey
EAP	Employee Assistance Programme
EE	Employment Equity
EEA	Environmental-Economic Account
ENE	Estimates of National Expenditure
Exco	Executive Committee
FTSM	Facilities, Transport and Security Management
GBV	Gender-based Violence
GDP	Gross Domestic Product
GDP _e	Gross Domestic Product (expenditure)
GDP _p	Gross Domestic Product (production)
GHS	General Household Survey
GIF	Geospatial Information Frame
GPSJS	Governance, Public Safety and Justice Survey
GSGF	Global Statistical Geospatial Framework
HEI	Higher Education Institutions
HR	Human Resources
HRD	Human Resources Development
HRM	Human Resource Management
ICT	Information and Communication Technology
IDP	Integrated Development Plan
IES	Income and Expenditure Survey
IIA	Institute of Internal Auditors

IIF	Integrated Indicator Framework
IT	Information Technology
LCS	Living Conditions Survey
LCSH	Library of Congress Subject Headings
LGI	Local Government Institutions
MIR	Management Information Repository
MMS	Middle Management Staff
MoU	Memorandum of Understanding
MP	Member of Parliament
MTEF	Medium Term Expenditure Framework
MTSF	Medium Term Strategic Framework
NCA	Natural Capital Accounting
NCA&VES	Natural Capital Accounting and Valuation of Ecosystem Services
NDoH	National Department of Health
NDoT	National Department of Transport
NDP	National Development Plan
NIDS	National Income Dynamics Study
NHTS	National Household Travel Survey
NSDS	National Strategy for the Development of Statistics
NT	National Treasury
NTR	National Treasury Regulations
OoSG	Office of the Statistician-General
PES	Post-enumeration Survey
PFMA	Public Finance Management Act
PMS	Performance Management System

PPI	Producer Price Index
QES	Quarterly Employment Statistics
QFSM	Quarterly Financial Statistics of Municipalities
QFSSM	Quarterly Financial Statistics of Selected Municipalities
QLFS	Quarterly Labour Force Survey
QMS	Quality Management System
RISDP	Regional Indicative Strategic Development Plan
RPPI	Residential Property Price Indices
SA	South Africa
SAMPI	South African Multi-Dimensional Poverty Index
SAMRC	South African Medical Research Council
SANBI	South African National Biodiversity Institute
SANSS	South African National Statistics System
SAPS	South African Police Service
SARB	South African Reserve Bank
SARS	South African Revenue Service
SASQAF	South African Statistical Quality Assessment Framework
SAT	South African Tourism
SDGs	Sustainable Development Goals
SDIP	Service Delivery Improvement Plan
SG	Statistician-General
SIEM	Security Information and Event Management
SMS	Senior Management Staff
SOOD	Strategy, Operations and Organisational Development
Stats SA	Statistics South Africa

SVC	Statistical Value Chain
TB	Tuberculosis
TVET	Technical Vocational Education and Training
UN	United Nations
WP	Work Programme
XMUVIs	Export and Import Unit Value Indices

